





















CIF-SS XC Championships

Mt. SAC - Hilmer Lodge Stadium

Race 101 - Boys Merge - 3 Mile

11/23/2024

























Team Results

| Place | Team | Score | Team Time | Runner Avg | Avg Mile | 5 Man Gap | Finish Order | Scoring Order |
|-------|--------------------------------------------------------------------------------------------------------------|-------|-----------|------------|----------|-----------|----------------------------|----------------------------|
| 1 |  Arnold O. Beckman (SS) | 208 | 1:17:42 | 15:33 | 5:11 | 0:21 | 35-37-42-57-80-128-182 | 30-32-36-46-64-108-161 |
| 2 |  Oaks Christian (SS) | 232 | 1:17:39 | 15:32 | 5:11 | 0:44 | 15-17-76-83-98-491-509 | 11-13-61-67-80-459-476 |
| 3 |  Great Oak (SS) | 241 | 1:17:53 | 15:35 | 5:12 | 0:32 | 23-29-68-81-95-167-196 | 19-24-56-65-77-147-173 |
| 4 |  Glendora (SS) | 317 | 1:18:04 | 15:37 | 5:13 | 1:07 | 5-34-90-116-135-183-306 | 4-29-72-97-115-162-279 |
| 5 |  Mira Costa (SS) | 319 | 1:18:20 | 15:40 | 5:14 | 0:41 | 24-40-71-113-131-162-166 | 20-35-58-95-111-142-146 |
| 6 |  Crescenta Valley (SS) | 353 | 1:18:42 | 15:45 | 5:15 | 0:32 | 54-55-62-106-145-189-293 | 44-45-51-88-125-167-266 |
| 7 |  JSerra Catholic (SS) | 358 | 1:18:34 | 15:43 | 5:15 | 0:54 | 19-39-99-108-158-169-217 | 15-34-81-90-138-149-194 |
| 8 |  Trabuco Hills (SS) | 362 | 1:18:10 | 15:38 | 5:13 | 1:15 | 10-16-60-137-200-320-328 | 7-12-49-117-177-293-301 |
| 9 |  Redondo Union (SS) | 423 | 1:19:13 | 15:51 | 5:17 | 0:32 | 47-104-107-110-138-156-209 | 38-86-89-92-118-136-186 |
| 10 |  La Serna (SS) | 430 | 1:19:14 | 15:51 | 5:17 | 0:33 | 46-97-114-118-139-294-505 | 37-79-96-99-119-267-472 |
| 11 |  San Clemente (SS) | 435 | 1:18:49 | 15:46 | 5:16 | 1:09 | 25-27-100-109-245-295-360 | 21-23-82-91-218-268-331 |
| 12 |  Loyola (SS) | 485 | 1:19:10 | 15:50 | 5:17 | 1:11 | 18-52-119-146-228-315-404 | 14-42-100-126-203-288-375 |
| 13 |  Dos Pueblos (SS) | 529 | 1:19:22 | 15:53 | 5:18 | 1:17 | 30-38-129-130-279-314-339 | 25-33-109-110-252-287-311 |
| 14 |  Tesoro (SS) | 546 | 1:19:00 | 15:48 | 5:16 | 1:41 | 1-66-165-186-204-242-332 | 1-54-145-165-181-215-305 |
| 15 |  Saugus (SS) | 558 | 1:19:38 | 15:56 | 5:19 | 1:09 | 20-96-134-174-222-226-253 | 16-78-114-153-197-201-226 |
| 16 |  ML King (SS) | 562 | 1:19:29 | 15:54 | 5:18 | 1:16 | 8-111-153-178-197-231-368 | 5-93-133-157-174-206-339 |
| 17 |  South Pasadena (SS) | 578 | 1:19:57 | 16:00 | 5:20 | 0:49 | 58-85-141-154-232-234-355 | 47-69-121-134-207-209-326 |
| 18 |  Oak Park (SS) | 590 | 1:20:04 | 16:01 | 5:21 | 0:42 | 67-120-140-151-206-216-243 | 55-101-120-131-183-193-216 |
| 19 |  Foothill Technology (SS) | 609 | 1:19:57 | 16:00 | 5:20 | 1:02 | 36-126-133-164-241-270-277 | 31-107-113-144-214-243-250 |
| 20 |  Hart (William S.) (SS) | 615 | 1:20:10 | 16:02 | 5:21 | 0:43 | 78-84-144-159-248-281-560 | 63-68-124-139-221-254-527 |

Race 101 - Boys Merge - 3 Mile

11/23/2024

Team Results

| Place | Team | Score | Team Time | Runner Avg | Avg Mile | 5 Man Gap | Finish Order | Scoring Order |
|-------|----------------------------------------------------------------------------------------------------------------|-------|-----------|------------|----------|-----------|-----------------------------|-----------------------------|
| 21 |  Burroughs Ridgecrest (SS) | 625 | 1:19:44 | 15:57 | 5:19 | 1:48 | 9-75-150-152-324-366-486 | 6-60-130-132-297-337-454 |
| 22 |  Polytechnic - Riverside (SS) | 709 | 1:20:25 | 16:05 | 5:22 | 1:09 | 33-124-188-198-262-369 | 28-105-166-175-235-340 |
| 23 |  El Toro (SS) | 716 | 1:20:41 | 16:09 | 5:23 | 0:42 | 91-147-149-175-260-283-313 | 73-127-129-154-233-256-286 |
| 24 |  Woodbridge (SS) | 738 | 1:20:22 | 16:05 | 5:22 | 1:28 | 26-59-180-252-311-335-425 | 22-48-159-225-284-308-394 |
| 25 |  West Torrance (SS) | 743 | 1:20:28 | 16:06 | 5:22 | 1:33 | 22-94-172-230-319-427-474 | 18-76-152-205-292-396-442 |
| 26 |  Palos Verdes (SS) | 745 | 1:20:35 | 16:07 | 5:23 | 1:25 | 49-69-161-211-347-375-436 | 40-57-141-188-319-346-405 |
| 27 |  Millikan (SS) | 788 | 1:21:04 | 16:13 | 5:25 | 0:19 | 136-143-201-202-215-265-297 | 116-123-178-179-192-238-270 |
| 28 |  Agoura (SS) | 804 | 1:21:00 | 16:12 | 5:24 | 0:40 | 92-125-223-224-254-257-330 | 74-106-198-199-227-230-303 |
| 29 |  St. Francis (SS) | 836 | 1:20:59 | 16:12 | 5:24 | 2:16 | 21-86-93-282-450-483-557 | 17-70-75-255-419-451-524 |
| 30 |  El Dorado (SS) | 847 | 1:21:13 | 16:15 | 5:25 | 1:13 | 65-177-190-192-327-359-454 | 53-156-168-170-300-330-422 |
| 31 |  Rio Mesa (SS) | 859 | 1:21:03 | 16:13 | 5:25 | 1:21 | 31-157-225-246-304-386-527 | 26-137-200-219-277-357-494 |
| 32 |  Santiago Corona (SS) | 868 | 1:21:11 | 16:15 | 5:25 | 1:03 | 63-82-255-284-292-331-396 | 52-66-228-257-265-304-367 |
| 33 |  Dana Hills (SS) | 880 | 1:20:11 | 16:03 | 5:21 | 2:20 | 2-13-236-348-367-455-493 | 2-10-210-320-338-423-461 |
| 34 |  Corona del Mar (SS) | 945 | 1:21:18 | 16:16 | 5:26 | 2:10 | 12-105-199-340-390-448-534 | 9-87-176-312-361-417-501 |
| 35 |  Downey (SS) | 985 | 1:21:54 | 16:23 | 5:28 | 0:33 | 155-185-205-271-287-318-341 | 135-164-182-244-260-291-313 |
| 36 |  Viewpoint (SS) | 1011 | 1:21:32 | 16:19 | 5:27 | 2:07 | 11-229-244-258-380-451-508 | 8-204-217-231-351-420-475 |
| 37 |  Ventura (SS) | 1029 | 1:21:56 | 16:24 | 5:28 | 1:12 | 48-191-298-301-303-398-470 | 39-169-271-274-276-369-438 |
| 38 |  Harvard Westlake (SS) | 1038 | 1:22:07 | 16:26 | 5:29 | 1:03 | 122-123-210-343-358-405-468 | 103-104-187-315-329-376-436 |
| 39 |  St. John Bosco (SS) | 1042 | 1:22:07 | 16:26 | 5:29 | 0:27 | 171-214-227-274-278-296-312 | 151-191-202-247-251-269-285 |
| 40 |  Peninsula (SS) | 1046 | 1:21:59 | 16:24 | 5:28 | 1:24 | 61-233-249-259-363-414-428 | 50-208-222-232-334-385-397 |
| 41 |  Roosevelt (SS) | 1102 | 1:22:17 | 16:28 | 5:30 | 1:26 | 51-203-302-310-351-364-397 | 41-180-275-283-323-335-368 |
| 42 |  Newbury Park (SS) | 1105 | 1:22:22 | 16:29 | 5:30 | 0:48 | 102-267-285-286-291-376-554 | 84-240-258-259-264-347-521 |
| 43 |  Redlands East Valley (SS) | 1105 | 1:22:31 | 16:31 | 5:31 | 1:10 | 132-142-268-305-381-389-467 | 112-122-241-278-352-360-435 |
| 44 |  California (SS) | 1110 | 1:22:29 | 16:30 | 5:30 | 1:04 | 170-179-238-256-391-416-471 | 150-158-211-229-362-387-439 |

Race 101 - Boys Merge - 3 Mile

11/23/2024

Team Results

| Place | Team | Score | Team Time | Runner Avg | Avg Mile | 5 Man Gap | Finish Order | Scoring Order |
|-------|------------------------------------------------------------------------------------------------------------------|-------|-----------|------------|----------|-----------|-----------------------------|-----------------------------|
| 45 |  Murrieta Valley (SS) | 1178 | 1:22:47 | 16:34 | 5:32 | 1:00 | 163-239-263-264-379-432-437 | 143-212-236-237-350-401-406 |
| 46 |  University (SS) | 1205 | 1:22:56 | 16:36 | 5:32 | 1:20 | 112-181-299-342-394-438-442 | 94-160-272-314-365-407-411 |
| 47 |  West Ranch (SS) | 1208 | 1:22:49 | 16:34 | 5:32 | 1:54 | 32-208-289-384-408-409-504 | 27-185-262-355-379-380-471 |
| 48 |  Moorpark (SS) | 1263 | 1:23:06 | 16:38 | 5:33 | 1:26 | 73-275-322-344-374-478-532 | 59-248-295-316-345-446-499 |
| 49 |  Chino Hills (SS) | 1278 | 1:23:16 | 16:40 | 5:34 | 1:32 | 121-240-288-317-443-464 | 102-213-261-290-412-432 |
| 50 |  Notre Dame - Sherman Oaks (SS) | 1351 | 1:23:36 | 16:44 | 5:35 | 0:55 | 148-266-354-356-361-517-553 | 128-239-325-327-332-484-520 |
| 51 |  Servite (SS) | 1363 | 1:23:46 | 16:46 | 5:36 | 1:35 | 101-219-321-410-441-459-538 | 83-195-294-381-410-427-505 |
| 52 |  San Marcos (SS) | 1374 | 1:23:45 | 16:45 | 5:35 | 1:08 | 213-269-273-309-445-476-512 | 190-242-246-282-414-444-479 |
| 53 |  Big Bear (SS) | 1388 | 1:24:04 | 16:49 | 5:37 | 2:09 | 77-251-308-393-489-490-537 | 62-224-281-364-457-458-504 |
| 54 |  Canyon - Canyon Country (SS) | 1400 | 1:24:20 | 16:52 | 5:38 | 2:50 | 53-221-300-421-531-544-558 | 43-196-273-390-498-511-525 |
| 55 |  St. Margaret's Episcopal (SS) | 1419 | 1:24:01 | 16:49 | 5:37 | 1:16 | 160-212-336-407-434-457-497 | 140-189-309-378-403-425-465 |
| 56 |  Santa Monica (SS) | 1449 | 1:24:03 | 16:49 | 5:37 | 0:49 | 247-261-325-353-402-406-465 | 220-234-298-324-373-377-433 |
| 57 |  South Torrance (SS) | 1449 | 1:23:38 | 16:44 | 5:35 | 2:32 | 4-280-422-424-440-462-479 | 3-253-391-393-409-430-447 |
| 58 |  Bonita (SS) | 1459 | 1:24:08 | 16:50 | 5:37 | 1:13 | 194-276-333-345-447-516-533 | 171-249-306-317-416-483-500 |
| 59 |  La Canada (SS) | 1492 | 1:24:21 | 16:53 | 5:38 | 1:04 | 176-326-334-388-401-429-480 | 155-299-307-359-372-398-448 |
| 60 |  Flintridge Prep (SS) | 1539 | 1:24:51 | 16:59 | 5:40 | 1:59 | 103-307-377-400-487-519-530 | 85-280-348-371-455-486-497 |
| 61 |  Chaminade (SS) | 1568 | 1:24:45 | 16:57 | 5:39 | 1:05 | 195-316-371-399-426-475-524 | 172-289-342-370-395-443-491 |
| 62 |  Ocean View (SS) | 1599 | 1:25:00 | 17:00 | 5:40 | 1:41 | 89-382-383-439-444-472-539 | 71-353-354-408-413-440-506 |
| 63 |  Providence - Burbank (SS) | 1744 | 1:26:58 | 17:24 | 5:48 | 2:27 | 168-184-461-528-542-563-578 | 148-163-429-495-509-530-545 |
| 64 |  Thacher (SS) | 1757 | 1:25:42 | 17:09 | 5:43 | 0:49 | 329-350-365-392-466-492-502 | 302-322-336-363-434-460-469 |
| 65 |  Silver Valley (SS) | 1914 | 1:28:09 | 17:38 | 5:53 | 2:28 | 207-272-518-521-545-550-551 | 184-245-485-488-512-517-518 |
| 66 |  Campbell Hall (SS) | 1922 | 1:27:42 | 17:33 | 5:51 | 2:13 | 290-346-373-514-549-577-582 | 263-318-344-481-516-544-549 |
| 67 |  Ontario Christian (SS) | 1928 | 1:26:44 | 17:21 | 5:47 | 0:58 | 337-387-413-456-484-510-529 | 310-358-384-424-452-477-496 |
| 68 |  Brentwood (SS) | 1979 | 1:28:22 | 17:41 | 5:54 | 2:39 | 349-372-395-452-561-566-580 | 321-343-366-421-528-533-547 |

Race 101 - Boys Merge - 3 Mile

11/23/2024



















Team Results

| Place | Team | Score | Team Time | Runner Avg | Avg Mile | 5 Man Gap | Finish Order | Scoring Order |
|-------|----------------------------------------------------------------------------------------------------------------------|-------|-----------|------------|----------|-----------|-----------------------------|-----------------------------|
| 69 |  Windward (SS) | 2019 | 1:27:31 | 17:31 | 5:51 | 1:16 | 357-385-446-463-522-572-573 | 328-356-415-431-489-539-540 |
| 70 |  Laguna Beach (SS) | 2040 | 1:27:37 | 17:32 | 5:51 | 1:00 | 362-417-420-495-499-500-556 | 333-388-389-463-467-468-523 |
| 71 |  Banning (SS) | 2055 | 1:28:10 | 17:38 | 5:53 | 1:38 | 323-378-460-513-535-546-564 | 296-349-428-480-502-513-531 |
| 72 |  Xavier College Prep (SS) | 2061 | 1:27:32 | 17:31 | 5:51 | 0:37 | 403-415-435-473-488-540-568 | 374-386-404-441-456-507-535 |
| 73 |  Heritage Christian Northridge (SS) | 2061 | 1:29:04 | 17:49 | 5:57 | 2:32 | 250-412-449-548-555-570-583 | 223-383-418-515-522-537-550 |
| 74 |  Desert Christian - Lancaster (SS) | 2098 | 1:30:25 | 18:05 | 6:02 | 3:20 | 117-494-526-552-559-562-581 | 98-462-493-519-526-529-548 |
| 75 |  Covina (SS) | 2186 | 1:28:36 | 17:44 | 5:55 | 0:44 | 423-431-482-503-507-515-520 | 392-400-450-470-474-482-487 |
| 76 |  Milken Community (SS) | 2198 | 1:30:24 | 18:05 | 6:02 | 2:53 | 370-411-481-525-567-575-576 | 341-382-449-492-534-542-543 |
| 77 |  San Marino (SS) | 2210 | 1:30:13 | 18:03 | 6:01 | 2:46 | 430-433-458-477-571-579 | 399-402-426-445-538-546 |
| 78 |  Hawthorne MSA (SS) | 2374 | 1:30:39 | 18:08 | 6:03 | 0:55 | 469-485-506-536-541-547-574 | 437-453-473-503-508-514-541 |
| 79 |  Samueli Academy (SS) | 2408 | 1:31:02 | 18:13 | 6:05 | 0:42 | 496-498-511-523-543-565-569 | 464-466-478-490-510-532-536 |
| DNP |  Lancaster (SS) | | 30:43 | 15:22 | 5:08 | | 14-64 | 2 Runners |
| DNP |  Thousand Oaks (SS) | | 30:58 | 15:29 | 5:10 | | 7-127 | 2 Runners |
| DNP |  Mary Star of the Sea (SS) | | 31:52 | 15:56 | 5:19 | | 56-193 | 2 Runners |
| DNP |  Malibu (SS) | | 35:20 | 17:40 | 5:54 | | 419-501 | 2 Runners |
| DNP |  Woodcrest Christian (SS) | | 14:55 | 14:55 | 4:59 | | 3 | 1 Runner |
| DNP |  Hueneme (SS) | | 14:57 | 14:57 | 4:59 | | 6 | 1 Runner |
| DNP |  Valley View (SS) | | 15:20 | 15:20 | 5:07 | | 28 | 1 Runner |
| DNP |  Rancho Cucamonga (SS) | | 15:29 | 15:29 | 5:10 | | 41 | 1 Runner |
| DNP |  Cathedral (SS) | | 15:30 | 15:30 | 5:10 | | 43 | 1 Runner |
| DNP |  Wildwood (SS) | | 15:31 | 15:31 | 5:11 | | 44 | 1 Runner |
| DNP |  Claremont (SS) | | 15:31 | 15:31 | 5:11 | | 45 | 1 Runner |

Race 101 - Boys Merge - 3 Mile

11/23/2024

Team Results

| Place | Team | Score | Team Time | Runner Avg | Avg Mile | 5 Man Gap | Finish Order | Scoring Order |
|-------|------------------------------------------------------------------------------------------------------------|-------|-----------|------------|----------|-----------|--------------|---------------|
| DNP |  Hemet (SS) | | 15:32 | 15:32 | 5:11 | | 50 | 1 Runner |
| DNP |  Chaffey (SS) | | 15:41 | 15:41 | 5:14 | | 70 | 1 Runner |
| DNP |  Yorba Linda (SS) | | 15:41 | 15:41 | 5:14 | | 72 | 1 Runner |
| DNP |  Santa Barbara (SS) | | 15:42 | 15:42 | 5:14 | | 74 | 1 Runner |
| DNP |  Ontario (SS) | | 15:46 | 15:46 | 5:16 | | 79 | 1 Runner |
| DNP |  Baldwin Park (SS) | | 15:48 | 15:48 | 5:16 | | 87 | 1 Runner |
| DNP |  Perris (SS) | | 15:48 | 15:48 | 5:16 | | 88 | 1 Runner |
| DNP |  Don Lugo (SS) | | 15:55 | 15:55 | 5:19 | | 115 | 1 Runner |
| DNP |  Citrus Valley (SS) | | 16:11 | 16:11 | 5:24 | | 173 | 1 Runner |
| DNP |  Norco (SS) | | 16:15 | 16:15 | 5:25 | | 187 | 1 Runner |
| DNP |  Simi Valley (SS) | | 16:22 | 16:22 | 5:28 | | 218 | 1 Runner |
| DNP |  Fountain Valley (SS) | | 16:22 | 16:22 | 5:28 | | 220 | 1 Runner |
| DNP |  Monrovia (SS) | | 16:25 | 16:25 | 5:29 | | 235 | 1 Runner |
| DNP |  Santa Fe (SS) | | 16:26 | 16:26 | 5:29 | | 237 | 1 Runner |
| DNP |  El Segundo (SS) | | 16:53 | 16:53 | 5:38 | | 338 | 1 Runner |
| DNP |  Northview (SS) | | 16:58 | 16:58 | 5:40 | | 352 | 1 Runner |
| DNP |  Sage Hill (SS) | | 17:19 | 17:19 | 5:47 | | 418 | 1 Runner |
| DNP |  Village Christian (SS) | | 17:33 | 17:33 | 5:51 | | 453 | 1 Runner |

Race 101 - Boys Merge - 3 Mile

11/23/2024 -

Individual Results

| Place | Name | Grade | Team | Time | Points |
|-------|---------------------|-------|------------------------------|---------|--------|
| 1 | Griffin Kushen | 12 | Tesoro (SS) | 14:38.5 | 1 |
| 2 | Evan Noonan | 12 | Dana Hills (SS) | 14:42.9 | 2 |
| 3 | Eyan Turk | 12 | Woodcrest Christian (SS) | 14:54.1 | |
| 4 | Liam Miller | 12 | South Torrance (SS) | 14:54.1 | 3 |
| 5 | Dylan Flores | 12 | Glendora (SS) | 14:54.2 | 4 |
| 6 | JR Leshner | 12 | Hueneme (SS) | 14:56.3 | |
| 7 | Oliver Zimmermann | 12 | Thousand Oaks (SS) | 14:59.5 | |
| 8 | Maximo Zavaleta | 11 | ML King (SS) | 15:00.8 | 5 |
| 9 | Zion Ortiz | 12 | Burroughs Ridgecrest (SS) | 15:02.0 | 6 |
| 10 | Dylan Jubak | 12 | Trabuco Hills (SS) | 15:02.2 | 7 |
| 11 | Olly O'Connor | 11 | Viewpoint (SS) | 15:02.3 | 8 |
| 12 | Max Douglas | 12 | Corona del Mar (SS) | 15:02.9 | 9 |
| 13 | Oliver Hunter | 11 | Dana Hills (SS) | 15:03.2 | 10 |
| 14 | Issaiah McCorvey | 12 | Lancaster (SS) | 15:04.4 | |
| 15 | Christian Yoder | 12 | Oaks Christian (SS) | 15:06.3 | 11 |
| 16 | Ziyad Abdallah | 12 | Trabuco Hills (SS) | 15:11.2 | 12 |
| 17 | Cooper McNee | 12 | Oaks Christian (SS) | 15:11.9 | 13 |
| 18 | Aaron Pavon | 12 | Loyola (SS) | 15:13.2 | 14 |
| 19 | Bradley Arrey | 12 | JSerra Catholic (SS) | 15:14.1 | 15 |
| 20 | Sebastian Peraza | 12 | Saugus (SS) | 15:14.3 | 16 |
| 21 | Auge Martin | 12 | St. Francis (SS) | 15:14.8 | 17 |
| 22 | Andrew Quast | 12 | West Torrance (SS) | 15:16.1 | 18 |
| 23 | Jacob Brown | 12 | Great Oak (SS) | 15:17.8 | 19 |
| 24 | Isaac Faynsod | 12 | Mira Costa (SS) | 15:18.1 | 20 |
| 25 | Mattheus Dos Santos | 10 | San Clemente (SS) | 15:18.2 | 21 |
| 26 | Aidan Antonio | 10 | Woodbridge (SS) | 15:18.4 | 22 |
| 27 | Yohan Anderson | 10 | San Clemente (SS) | 15:19.0 | 23 |
| 28 | Evan Nahuat | 11 | Valley View (SS) | 15:19.4 | |
| 29 | Jack Paradise | 12 | Great Oak (SS) | 15:20.5 | 24 |
| 30 | Eamon Gordon | 12 | Dos Pueblos (SS) | 15:20.6 | 25 |
| 31 | Derek Luna | 10 | Rio Mesa (SS) | 15:22.7 | 26 |
| 32 | Braulio Castillo | 11 | West Ranch (SS) | 15:23.2 | 27 |
| 33 | Micah Chandler | 12 | Polytechnic - Riverside (SS) | 15:23.7 | 28 |
| 34 | Mathias Oliveros | 12 | Glendora (SS) | 15:24.5 | 29 |
| 35 | Anthony Barrera | 12 | Arnold O. Beckman (SS) | 15:24.7 | 30 |

| Place | Name | Grade | Team | Time | Points |
|-------|------------------|-------|------------------------------|---------|--------|
| 36 | Viggo Bortolin | 10 | Foothill Technology (SS) | 15:24.8 | 31 |
| 37 | Nathan Horrocks | 12 | Arnold O. Beckman (SS) | 15:27.0 | 32 |
| 38 | Cullen Gully | 11 | Dos Pueblos (SS) | 15:27.2 | 33 |
| 39 | Taye Newman | 12 | JSerra Catholic (SS) | 15:27.8 | 34 |
| 40 | Krish Desai | 11 | Mira Costa (SS) | 15:28.0 | 35 |
| 41 | Nolan Koopman | 12 | Rancho Cucamonga (SS) | 15:28.3 | |
| 42 | Aaron Feaster | 12 | Arnold O. Beckman (SS) | 15:29.4 | 36 |
| 43 | Omar Fabila | 12 | Cathedral (SS) | 15:29.8 | |
| 44 | Theo Udelson-Nee | 12 | Wildwood (SS) | 15:30.1 | |
| 45 | Lyle Mideiros | 11 | Claremont (SS) | 15:30.2 | |
| 46 | Grant Miller | 12 | La Serna (SS) | 15:30.7 | 37 |
| 47 | Mario Montoya | 9 | Redondo Union (SS) | 15:31.0 | 38 |
| 48 | Blake Harris | 11 | Ventura (SS) | 15:31.2 | 39 |
| 49 | Adrian Miller | 12 | Palos Verdes (SS) | 15:31.5 | 40 |
| 50 | Owen Teague | 12 | Hemet (SS) | 15:31.5 | |
| 51 | Luke Lopez | 11 | Roosevelt (SS) | 15:31.7 | 41 |
| 52 | Devan Vadgama | 11 | Loyola (SS) | 15:31.9 | 42 |
| 53 | Owen Souther | 11 | Canyon - Canyon Country (SS) | 15:32.6 | 43 |
| 54 | Caleb Burton | 11 | Crescenta Valley (SS) | 15:33.2 | 44 |
| 55 | Liam Zadoorian | 12 | Crescenta Valley (SS) | 15:33.6 | 45 |
| 56 | Finn Babbitt | 12 | Mary Star of the Sea (SS) | 15:34.7 | |
| 57 | Christian Weber | 11 | Arnold O. Beckman (SS) | 15:34.9 | 46 |
| 58 | Michael Scarince | 10 | South Pasadena (SS) | 15:36.3 | 47 |
| 59 | Aiden Zavala | 11 | Woodbridge (SS) | 15:36.4 | 48 |
| 60 | Carsten Williams | 12 | Trabuco Hills (SS) | 15:36.4 | 49 |
| 61 | Luke Delia | 12 | Peninsula (SS) | 15:36.6 | 50 |
| 62 | Martin Macias | 11 | Crescenta Valley (SS) | 15:37.5 | 51 |
| 63 | Brandon Fonseca | 12 | Santiago Corona (SS) | 15:37.9 | 52 |
| 64 | Dalton Burke | 11 | Lancaster (SS) | 15:37.9 | |
| 65 | Jack McDonald | 10 | El Dorado (SS) | 15:38.1 | 53 |

Race 101 - Boys Merge - 3 Mile

11/23/2024 -

Individual Results

| Place | Name | Grade | Team | Time | Points |
|-------|------------------|-------|------------------------------|---------|--------|
| 66 | Chase Manning | 11 | Tesoro (SS) | 15:38.7 | 54 |
| 67 | Grant Jones | 12 | Oak Park (SS) | 15:38.8 | 55 |
| 68 | Christian Gump | 12 | Great Oak (SS) | 15:38.9 | 56 |
| 69 | Lucas Nulman | 10 | Palos Verdes (SS) | 15:39.0 | 57 |
| 70 | Daniel Reza | 12 | Chaffey (SS) | 15:40.3 | |
| 71 | Carson Ehman | 11 | Mira Costa (SS) | 15:40.4 | 58 |
| 72 | Toren Habbestad | 11 | Yorba Linda (SS) | 15:41.0 | |
| 73 | Hunter Lee | 12 | Moorpark (SS) | 15:41.3 | 59 |
| 74 | Nicholas Tassos | 12 | Santa Barbara (SS) | 15:41.7 | |
| 75 | Silas Aberer | 11 | Burroughs Ridgecrest (SS) | 15:41.9 | 60 |
| 76 | Joshua Mitchell | 12 | Oaks Christian (SS) | 15:44.4 | 61 |
| 77 | Kael Jex | 12 | Big Bear (SS) | 15:44.5 | 62 |
| 78 | Eli Ahten | 12 | Hart (William S.) (SS) | 15:44.5 | 63 |
| 79 | Michael Ortega | 11 | Ontario (SS) | 15:45.3 | |
| 80 | Ryan Barris | 10 | Arnold O. Beckman (SS) | 15:45.4 | 64 |
| 81 | Westin Brown | 12 | Great Oak (SS) | 15:45.5 | 65 |
| 82 | Jace Lay | 12 | Santiago Corona (SS) | 15:46.1 | 66 |
| 83 | Arizechkwu Nwosu | 10 | Oaks Christian (SS) | 15:46.2 | 67 |
| 84 | Josiah Himsl | 10 | Hart (William S.) (SS) | 15:46.2 | 68 |
| 85 | Noah Aldana | 12 | South Pasadena (SS) | 15:46.3 | 69 |
| 86 | Axel Gonzalez | 12 | St. Francis (SS) | 15:47.3 | 70 |
| 87 | Julio Lopez | 11 | Baldwin Park (SS) | 15:47.4 | |
| 88 | Abraham Sanchez | 10 | Perris (SS) | 15:47.5 | |
| 89 | Maury Young | 11 | Ocean View (SS) | 15:47.8 | 71 |
| 90 | Brady Bertsch | 11 | Glendora (SS) | 15:48.6 | 72 |
| 91 | Daniel Bulalacao | 12 | El Toro (SS) | 15:48.7 | 73 |
| 92 | Dorian Bening | 11 | Agoura (SS) | 15:48.9 | 74 |
| 93 | Aidan Guzman | 12 | St. Francis (SS) | 15:49.0 | 75 |
| 94 | Ryan Herbers | 12 | West Torrance (SS) | 15:49.3 | 76 |
| 95 | Marco Franco | 11 | Great Oak (SS) | 15:49.8 | 77 |
| 96 | Adrian Cantu | 10 | Saugus (SS) | 15:49.9 | 78 |
| 97 | Erick De Leon | 11 | La Serna (SS) | 15:50.0 | 79 |
| 98 | Vin Krueger | 11 | Oaks Christian (SS) | 15:50.1 | 80 |
| 99 | Luke Friedl | 11 | JSerra Catholic (SS) | 15:50.8 | 81 |
| 100 | Magnus Johansson | 10 | San Clemente (SS) | 15:51.0 | 82 |

| Place | Name | Grade | Team | Time | Points |
|-------|--------------------|-------|--------------------------------------|---------|--------|
| 101 | Emmanuel Lopez | 11 | Servite (SS) | 15:51.4 | 83 |
| 102 | Micah Dickran | 11 | Newbury Park (SS) | 15:51.4 | 84 |
| 103 | Declan Mansbridge | 11 | Flintridge Prep (SS) | 15:52.2 | 85 |
| 104 | Mateo Figueroa | 11 | Redondo Union (SS) | 15:52.2 | 86 |
| 105 | Kevin Steinman | 11 | Corona del Mar (SS) | 15:52.9 | 87 |
| 106 | Isaac Johnson | 10 | Crescenta Valley (SS) | 15:53.0 | 88 |
| 107 | Desmond Vaughn | 11 | Redondo Union (SS) | 15:53.2 | 89 |
| 108 | Cole Carlson | 11 | JSerra Catholic (SS) | 15:53.5 | 90 |
| 109 | Erik Troester | 10 | San Clemente (SS) | 15:53.6 | 91 |
| 110 | Caleb Pascua | 12 | Redondo Union (SS) | 15:53.6 | 92 |
| 111 | Brayden Lunetta | 12 | ML King (SS) | 15:53.6 | 93 |
| 112 | Silas Whiteson | 12 | University (SS) | 15:53.9 | 94 |
| 113 | Luuk Van Meurs | 11 | Mira Costa (SS) | 15:54.1 | 95 |
| 114 | Elijah Perera | 12 | La Serna (SS) | 15:54.3 | 96 |
| 115 | Issac Donis | 12 | Don Lugo (SS) | 15:54.9 | |
| 116 | Aidan Audet | 12 | Glendora (SS) | 15:55.3 | 97 |
| 117 | Mehari Winheim | 11 | Desert Christian - Lancaster (SS) | 15:55.4 | 98 |
| 118 | Thomas Barrera | 10 | La Serna (SS) | 15:55.5 | 99 |
| 119 | Ernesto Jalomo | 11 | Loyola (SS) | 15:55.6 | 100 |
| 120 | JJ Lew | 9 | Oak Park (SS) | 15:55.7 | 101 |
| 121 | Gavin De La Fuente | 9 | Chino Hills (SS) | 15:56.1 | 102 |
| 122 | Franklin Wimbish | 12 | Harvard Westlake (SS) | 15:56.5 | 103 |
| 123 | Charles Abemayor | 11 | Harvard Westlake (SS) | 15:56.5 | 104 |
| 124 | Owen Weems | 12 | Polytechnic - Riverside (SS) | 15:56.8 | 105 |
| 125 | James Glynn | 12 | Agoura (SS) | 15:57.1 | 106 |
| 126 | Chance Leandro | 12 | Foothill Technology (SS) | 15:57.4 | 107 |
| 127 | Oren Hill | 11 | Thousand Oaks (SS) | 15:57.6 | |
| 128 | Mason Nguyen | 11 | Arnold O. Beckman (SS) | 15:57.6 | 108 |
| 129 | Owen Abbott | 11 | Dos Pueblos (SS) | 15:58.4 | 109 |
| 130 | Phil Contakes | 11 | Dos Pueblos (SS) | 15:58.7 | 110 |
| 131 | Ryan Burger | 11 | Mira Costa (SS) | 15:58.7 | 111 |
| 132 | Frank Rodriguez | 12 | Redlands East Valley (SS) | 15:59.2 | 112 |

Race 101 - Boys Merge - 3 Mile

11/23/2024 -

Individual Results

| Place | Name | Grade | Team | Time | Points |
|-------|-------------------------|-------|--------------------------------|---------|--------|
| 133 | Eli Billings | 11 | Foothill Technology (SS) | 16:00.0 | 113 |
| 134 | Brennan Givens | 12 | Saugus (SS) | 16:00.4 | 114 |
| 135 | Kevin Sandoval | 12 | Glendora (SS) | 16:00.7 | 115 |
| 136 | Jack Brown | 12 | Millikan (SS) | 16:02.5 | 116 |
| 137 | Sebastian Bello | 11 | Trabuco Hills (SS) | 16:02.5 | 117 |
| 138 | Matteo Sanchez | 9 | Redondo Union (SS) | 16:02.7 | 118 |
| 139 | Jacob Riggs | 11 | La Serna (SS) | 16:03.2 | 119 |
| 140 | Ethan Marley | 11 | Oak Park (SS) | 16:03.5 | 120 |
| 141 | Adam Ruiz | 12 | South Pasadena (SS) | 16:03.9 | 121 |
| 142 | Elijah Medina | 9 | Redlands East Valley (SS) | 16:04.1 | 122 |
| 143 | Brandon Hinojosa-Garcia | 10 | Millikan (SS) | 16:04.1 | 123 |
| 144 | Josue Lopez | 12 | Hart (William S.) (SS) | 16:04.5 | 124 |
| 145 | Lyons Mathias | 12 | Crescenta Valley (SS) | 16:04.5 | 125 |
| 146 | Alvaro Diego Banegas | 12 | Loyola (SS) | 16:04.7 | 126 |
| 147 | Rogan Arriaga | 12 | El Toro (SS) | 16:04.8 | 127 |
| 148 | Noah Escobedo | 11 | Notre Dame - Sherman Oaks (SS) | 16:05.1 | 128 |
| 149 | Christian Throop | 12 | El Toro (SS) | 16:05.2 | 129 |
| 150 | Ryan Morrison | 12 | Burroughs Ridgecrest (SS) | 16:05.3 | 130 |
| 151 | Quinn Foster | 10 | Oak Park (SS) | 16:05.3 | 131 |
| 152 | Tristan Sievers | 11 | Burroughs Ridgecrest (SS) | 16:05.4 | 132 |
| 153 | Logan Carlson | 11 | ML King (SS) | 16:05.4 | 133 |
| 154 | Dylan Shugg | 11 | South Pasadena (SS) | 16:05.8 | 134 |
| 155 | Adrien Guerrero | 11 | Downey (SS) | 16:06.4 | 135 |
| 156 | Alexander Barbarie | 12 | Redondo Union (SS) | 16:06.7 | 136 |
| 157 | Marco Sanchez | 11 | Rio Mesa (SS) | 16:07.0 | 137 |
| 158 | Alden Morales | 11 | JSerra Catholic (SS) | 16:07.2 | 138 |
| 159 | Samuel Aina | 10 | Hart (William S.) (SS) | 16:07.4 | 139 |
| 160 | Zach Causee | 10 | St. Margaret's Episcopal (SS) | 16:07.7 | 140 |
| 161 | Nicholas Jardin | 11 | Palos Verdes (SS) | 16:07.7 | 141 |
| 162 | Sean Liu | 10 | Mira Costa (SS) | 16:07.7 | 142 |

| Place | Name | Grade | Team | Time | Points |
|-------|------------------|-------|------------------------------|---------|--------|
| 163 | Samson Daniel | 12 | Murrieta Valley (SS) | 16:08.0 | 143 |
| 164 | Henry Fulk | 12 | Foothill Technology (SS) | 16:08.7 | 144 |
| 165 | Parker Wolfe | 12 | Tesoro (SS) | 16:09.0 | 145 |
| 166 | JT Kaplan | 11 | Mira Costa (SS) | 16:09.3 | 146 |
| 167 | Ruben Sanchez | 11 | Great Oak (SS) | 16:09.4 | 147 |
| 168 | Henry Virtue | 12 | Providence - Burbank (SS) | 16:09.6 | 148 |
| 169 | Zac O'Leary | 10 | JSerra Catholic (SS) | 16:09.6 | 149 |
| 170 | Aaron Llamas | 12 | California (SS) | 16:09.6 | 150 |
| 171 | Justin Arredondo | 10 | St. John Bosco (SS) | 16:09.9 | 151 |
| 172 | Dylan Mehnert | 11 | West Torrance (SS) | 16:09.9 | 152 |
| 173 | Diego Caldera | 12 | Citrus Valley (SS) | 16:10.1 | |
| 174 | Tyler Wollin | 9 | Saugus (SS) | 16:10.8 | 153 |
| 175 | Takumi Washiyama | 11 | El Toro (SS) | 16:11.2 | 154 |
| 176 | Eric Metcalf | 9 | La Canada (SS) | 16:11.4 | 155 |
| 177 | Jonah Botello | 12 | El Dorado (SS) | 16:11.4 | 156 |
| 178 | Alex Wesolowski | 12 | ML King (SS) | 16:11.5 | 157 |
| 179 | Zaylen Barragan | 12 | California (SS) | 16:11.7 | 158 |
| 180 | Inban Kathiravan | 11 | Woodbridge (SS) | 16:13.1 | 159 |
| 181 | Brennan Tobin | 12 | University (SS) | 16:13.2 | 160 |
| 182 | Jude Tenorio | 12 | Arnold O. Beckman (SS) | 16:13.2 | 161 |
| 183 | Eamon Wright | 12 | Glendora (SS) | 16:13.3 | 162 |
| 184 | Aedan Granish | 12 | Providence - Burbank (SS) | 16:13.7 | 163 |
| 185 | Nathan Cazares | 11 | Downey (SS) | 16:13.8 | 164 |
| 186 | Ezra Bryden | 12 | Tesoro (SS) | 16:14.1 | 165 |
| 187 | Trajan Cephas | 12 | Norco (SS) | 16:14.3 | |
| 188 | Kien Biggs | 11 | Polytechnic - Riverside (SS) | 16:14.7 | 166 |
| 189 | Dominic Esquivel | 11 | Crescenta Valley (SS) | 16:14.9 | 167 |
| 190 | Isaiah Gallagher | 10 | El Dorado (SS) | 16:16.1 | 168 |
| 191 | Ethan Jekogian | 12 | Ventura (SS) | 16:16.2 | 169 |
| 192 | Mason Marquez | 10 | El Dorado (SS) | 16:16.3 | 170 |
| 193 | Miguel Leon | 12 | Mary Star of the Sea (SS) | 16:16.4 | |
| 194 | Jake Ordaz | 12 | Bonita (SS) | 16:16.4 | 171 |
| 195 | Landon Scott | 9 | Chaminade (SS) | 16:16.7 | 172 |
| 196 | Carson Lynch | 12 | Great Oak (SS) | 16:16.7 | 173 |

Race 101 - Boys Merge - 3 Mile

11/23/2024 -

Individual Results

| Place | Name | Grade | Team | Time | Points |
|-------|-------------------|-------|----------------------------------|---------|--------|
| 197 | Brad Quezada | 11 | ML King (SS) | 16:16.8 | 174 |
| 198 | Ares Grez | 10 | Polytechnic - Riverside (SS) | 16:16.9 | 175 |
| 199 | Logan Walsh | 12 | Corona del Mar (SS) | 16:17.1 | 176 |
| 200 | Lucan Clemons | 10 | Trabuco Hills (SS) | 16:17.2 | 177 |
| 201 | Aiden Ransom | 11 | Millikan (SS) | 16:17.3 | 178 |
| 202 | Lucas Lindsey | 12 | Millikan (SS) | 16:17.9 | 179 |
| 203 | Logan Leal | 10 | Roosevelt (SS) | 16:18.9 | 180 |
| 204 | Gabriel Raco | 11 | Tesoro (SS) | 16:19.0 | 181 |
| 205 | Sammy Leyva | 12 | Downey (SS) | 16:19.4 | 182 |
| 206 | Mark Hodges | 12 | Oak Park (SS) | 16:20.1 | 183 |
| 207 | Arik Pulsipher | 10 | Silver Valley (SS) | 16:20.3 | 184 |
| 208 | Cameron Povletich | 10 | West Ranch (SS) | 16:20.4 | 185 |
| 209 | Adam Divinity | 12 | Redondo Union (SS) | 16:20.4 | 186 |
| 210 | Tate Hastings | 10 | Harvard Westlake (SS) | 16:20.5 | 187 |
| 211 | Ian Anderson | 11 | Palos Verdes (SS) | 16:20.6 | 188 |
| 212 | Samarth Wadhwa | 10 | St. Margaret's Episcopal (SS) | 16:20.8 | 189 |
| 213 | Ashton Johnsen | 12 | San Marcos (SS) | 16:20.9 | 190 |
| 214 | Alex Leon | 12 | St. John Bosco (SS) | 16:21.1 | 191 |
| 215 | Jack Walsh | 10 | Millikan (SS) | 16:21.3 | 192 |
| 216 | Ashton Curtis | 11 | Oak Park (SS) | 16:21.4 | 193 |
| 217 | Jack Burnett | 11 | JSerra Catholic (SS) | 16:21.6 | 194 |
| 218 | Elijah Rojas | 12 | Simi Valley (SS) | 16:21.8 | |
| 219 | Johnathan Montijo | 10 | Servite (SS) | 16:21.9 | 195 |
| 220 | Ethan Kwong | 12 | Fountain Valley (SS) | 16:21.9 | |
| 221 | Roberto Osorio | 10 | Canyon - Canyon Country (SS) | 16:22.1 | 196 |
| 222 | Caleb Fredericks | 11 | Saugus (SS) | 16:22.4 | 197 |
| 223 | Lucas Gary | 11 | Agoura (SS) | 16:22.6 | 198 |
| 224 | Agam Moyal | 11 | Agoura (SS) | 16:22.8 | 199 |
| 225 | Marcelo Mendoza | 12 | Rio Mesa (SS) | 16:22.8 | 200 |
| 226 | Henry Saywell | 10 | Saugus (SS) | 16:23.0 | 201 |
| 227 | Edward Medina | 10 | St. John Bosco (SS) | 16:23.4 | 202 |
| 228 | Luke Brady | 11 | Loyola (SS) | 16:23.7 | 203 |
| 229 | Mitchell Majors | 9 | Viewpoint (SS) | 16:23.8 | 204 |
| 230 | Kanta Kozaki | 10 | West Torrance (SS) | 16:24.2 | 205 |
| 231 | John Sosa | 10 | ML King (SS) | 16:24.2 | 206 |

| Place | Name | Grade | Team | Time | Points |
|-------|----------------------|-------|---------------------------------------|---------|--------|
| 232 | Ethan Kung | 12 | South Pasadena (SS) | 16:24.5 | 207 |
| 233 | Cooper Sheriff | 10 | Peninsula (SS) | 16:24.5 | 208 |
| 234 | Kai Tilley | 11 | South Pasadena (SS) | 16:24.6 | 209 |
| 235 | Joshua Menlove | 11 | Monrovia (SS) | 16:25.0 | |
| 236 | GRANT CRAVEN | 10 | Dana Hills (SS) | 16:25.0 | 210 |
| 237 | Saul Reyna | 12 | Santa Fe (SS) | 16:25.2 | |
| 238 | Alan Flores | 10 | California (SS) | 16:25.4 | 211 |
| 239 | Tyler White | 11 | Murrieta Valley (SS) | 16:25.7 | 212 |
| 240 | Luis Mateo Reyes | 10 | Chino Hills (SS) | 16:25.7 | 213 |
| 241 | Brandon Wofford | 12 | Foothill Technology (SS) | 16:26.0 | 214 |
| 242 | Ryan McNamara | 12 | Tesoro (SS) | 16:26.0 | 215 |
| 243 | Dhruv Kulkarni | 11 | Oak Park (SS) | 16:26.1 | 216 |
| 244 | Andrew Neville | 11 | Viewpoint (SS) | 16:26.5 | 217 |
| 245 | Conner Jaurigue | 10 | San Clemente (SS) | 16:26.5 | 218 |
| 246 | Sebastian Boisselier | 11 | Rio Mesa (SS) | 16:26.7 | 219 |
| 247 | Kingsley Lin | 10 | Santa Monica (SS) | 16:26.7 | 220 |
| 248 | Alireza Tofangdar | 12 | Hart (William S.) (SS) | 16:26.8 | 221 |
| 249 | Gen Ogami | 11 | Peninsula (SS) | 16:27.1 | 222 |
| 250 | Alec Fabery | 12 | Heritage Christian Northridge (SS) | 16:27.3 | 223 |
| 251 | Sam Chavarria | 12 | Big Bear (SS) | 16:27.3 | 224 |
| 252 | Joey Yamamoto | 9 | Woodbridge (SS) | 16:27.4 | 225 |
| 253 | Aiden Bodell | 11 | Saugus (SS) | 16:27.6 | 226 |
| 254 | Ryuto Matsumoto | 10 | Agoura (SS) | 16:28.0 | 227 |
| 255 | Caden Snitker | 12 | Santiago Corona (SS) | 16:28.7 | 228 |
| 256 | Andy Silva | 12 | California (SS) | 16:28.8 | 229 |
| 257 | Ethan Deleau | 11 | Agoura (SS) | 16:29.3 | 230 |
| 258 | Jack Richter | 10 | Viewpoint (SS) | 16:30.2 | 231 |
| 259 | Landon Seidel | 12 | Peninsula (SS) | 16:30.2 | 232 |
| 260 | Levi Varela | 10 | El Toro (SS) | 16:30.5 | 233 |
| 261 | Lev Goldstein | 10 | Santa Monica (SS) | 16:31.8 | 234 |
| 262 | Beckett Sullivan | 12 | Polytechnic - Riverside (SS) | 16:32.3 | 235 |
| 263 | Aidan Tzinberg | 10 | Murrieta Valley (SS) | 16:32.5 | 236 |
| 264 | Noah Cavender | 12 | Murrieta Valley (SS) | 16:32.5 | 237 |
| 265 | Bryce Cobabe | 11 | Millikan (SS) | 16:33.0 | 238 |

Race 101 - Boys Merge - 3 Mile

11/23/2024 -

Individual Results

| Place | Name | Grade | Team | Time | Points |
|-------|-------------------------|-------|--------------------------------|---------|--------|
| 266 | Logan Grant | 12 | Notre Dame - Sherman Oaks (SS) | 16:33.3 | 239 |
| 267 | Noah Ingersoll | 12 | Newbury Park (SS) | 16:34.1 | 240 |
| 268 | Dominick Vasquez | 10 | Redlands East Valley (SS) | 16:34.3 | 241 |
| 269 | Gage Minne | 12 | San Marcos (SS) | 16:34.3 | 242 |
| 270 | Jaden Prillhart | 11 | Foothill Technology (SS) | 16:34.6 | 243 |
| 271 | Alexander Reyes | 12 | Downey (SS) | 16:35.0 | 244 |
| 272 | Ammon Allen | 9 | Silver Valley (SS) | 16:35.3 | 245 |
| 273 | Logan Patterson Deakyne | 11 | San Marcos (SS) | 16:35.6 | 246 |
| 274 | Caleb Paniagua | 10 | St. John Bosco (SS) | 16:35.6 | 247 |
| 275 | Hans DeLaTorre | 11 | Moorpark (SS) | 16:36.0 | 248 |
| 276 | Jonathan Fregoso | 11 | Bonita (SS) | 16:36.5 | 249 |
| 277 | Conor White | 12 | Foothill Technology (SS) | 16:36.8 | 250 |
| 278 | Joseph Toledo | 10 | St. John Bosco (SS) | 16:36.9 | 251 |
| 279 | Oliver Saleh | 11 | Dos Pueblos (SS) | 16:37.0 | 252 |
| 280 | Cole Johnson | 10 | South Torrance (SS) | 16:37.3 | 253 |
| 281 | Nicolas Zamora | 11 | Hart (William S.) (SS) | 16:37.6 | 254 |
| 282 | Aidan Waldron | 12 | St. Francis (SS) | 16:37.8 | 255 |
| 283 | Gavin Crocker | 12 | El Toro (SS) | 16:37.8 | 256 |
| 284 | Jake Rubalcaba | 12 | Santiago Corona (SS) | 16:37.8 | 257 |
| 285 | Gabe Bernardino | 11 | Newbury Park (SS) | 16:38.1 | 258 |
| 286 | Brayton Sax | 11 | Newbury Park (SS) | 16:38.4 | 259 |
| 287 | Jonathan Morales | 12 | Downey (SS) | 16:38.7 | 260 |
| 288 | Julian Guignard | 11 | Chino Hills (SS) | 16:38.8 | 261 |
| 289 | Ajay Saravanan | 10 | West Ranch (SS) | 16:38.9 | 262 |
| 290 | Eli Reyblat | 11 | Campbell Hall (SS) | 16:39.1 | 263 |
| 291 | Graham Reynolds | 10 | Newbury Park (SS) | 16:39.4 | 264 |
| 292 | Noah Lay | 10 | Santiago Corona (SS) | 16:40.2 | 265 |
| 293 | Ayaan Hasan | 12 | Crescenta Valley (SS) | 16:40.4 | 266 |
| 294 | William Quatro | 11 | La Serna (SS) | 16:40.7 | 267 |
| 295 | Liam Sidhu | 11 | San Clemente (SS) | 16:41.0 | 268 |
| 296 | Jay Lopez | 9 | St. John Bosco (SS) | 16:41.1 | 269 |
| 297 | Lucas Crockett | 12 | Millikan (SS) | 16:41.1 | 270 |

| Place | Name | Grade | Team | Time | Points |
|-------|-------------------------|-------|------------------------------|---------|--------|
| 298 | Henry Hottinger | 12 | Ventura (SS) | 16:42.1 | 271 |
| 299 | Jackson Young | 12 | University (SS) | 16:42.1 | 272 |
| 300 | Jeremiah Torres | 12 | Canyon - Canyon Country (SS) | 16:42.4 | 273 |
| 301 | Brandon Fischer | 11 | Ventura (SS) | 16:42.7 | 274 |
| 302 | Adrian Lopez | 12 | Roosevelt (SS) | 16:42.9 | 275 |
| 303 | Theodore Souther | 11 | Ventura (SS) | 16:43.0 | 276 |
| 304 | Isaia Rodriguez | 11 | Rio Mesa (SS) | 16:43.2 | 277 |
| 305 | Dallin Shearer | 12 | Redlands East Valley (SS) | 16:44.1 | 278 |
| 306 | Diego Fabian Garcia | 12 | Glendora (SS) | 16:44.1 | 279 |
| 307 | William Carrig-Braun | 11 | Flintridge Prep (SS) | 16:45.2 | 280 |
| 308 | Kevin Horner | 10 | Big Bear (SS) | 16:45.4 | 281 |
| 309 | Ben Callanan | 12 | San Marcos (SS) | 16:45.6 | 282 |
| 310 | Andrew Glenny | 11 | Roosevelt (SS) | 16:45.6 | 283 |
| 311 | Thomas Yohn | 10 | Woodbridge (SS) | 16:45.8 | 284 |
| 312 | Nicolas Medina | 10 | St. John Bosco (SS) | 16:46.0 | 285 |
| 313 | Josh Barron | 11 | El Toro (SS) | 16:46.1 | 286 |
| 314 | Andy Brennan | 12 | Dos Pueblos (SS) | 16:46.4 | 287 |
| 315 | Alex Cornell | 12 | Loyola (SS) | 16:46.5 | 288 |
| 316 | Lucas Jimenez | 11 | Chaminade (SS) | 16:47.4 | 289 |
| 317 | Kai Chan | 10 | Chino Hills (SS) | 16:47.5 | 290 |
| 318 | Jacob-Shane Sandoval | 11 | Downey (SS) | 16:47.7 | 291 |
| 319 | Dheeshith Senthil Kumar | 12 | West Torrance (SS) | 16:48.2 | 292 |
| 320 | James Kuhn | 12 | Trabuco Hills (SS) | 16:48.5 | 293 |
| 321 | Peter Beerer | 11 | Servite (SS) | 16:48.6 | 294 |
| 322 | Carter Johnson | 12 | Moorpark (SS) | 16:48.7 | 295 |
| 323 | Thomas Carr | 11 | Banning (SS) | 16:49.1 | 296 |
| 324 | Oscar Moreno | 10 | Burroughs Ridgecrest (SS) | 16:49.4 | 297 |
| 325 | Landon Kozmor | 12 | Santa Monica (SS) | 16:50.4 | 298 |
| 326 | Charles Matarese | 10 | La Canada (SS) | 16:50.6 | 299 |
| 327 | Christian DePrat | 11 | El Dorado (SS) | 16:50.8 | 300 |
| 328 | Aedan Clarke | 11 | Trabuco Hills (SS) | 16:50.8 | 301 |
| 329 | Mateo Escalante | 11 | Thacher (SS) | 16:50.9 | 302 |
| 330 | Kamran Khursheed | 10 | Agoura (SS) | 16:51.0 | 303 |
| 331 | Felix Robles | 11 | Santiago Corona (SS) | 16:51.2 | 304 |
| 332 | John Miranda | 12 | Tesoro (SS) | 16:51.4 | 305 |

Race 101 - Boys Merge - 3 Mile

11/23/2024 -

Individual Results

| Place | Name | Grade | Team | Time | Points |
|-------|---------------------|-------|--------------------------------|---------|--------|
| 333 | Christian Weber | 12 | Bonita (SS) | 16:52.0 | 306 |
| 334 | Mateo Rose | 11 | La Canada (SS) | 16:52.1 | 307 |
| 335 | Sean Hohman | 10 | Woodbridge (SS) | 16:52.1 | 308 |
| 336 | Zaiden Gurusamy | 11 | St. Margaret's Episcopal (SS) | 16:52.4 | 309 |
| 337 | Landon Jones | 9 | Ontario Christian (SS) | 16:52.5 | 310 |
| 338 | Vicken Semerdjian | 12 | El Segundo (SS) | 16:52.5 | |
| 339 | Ashton Smedley | 11 | Dos Pueblos (SS) | 16:52.5 | 311 |
| 340 | Aidan Algazi | 11 | Corona del Mar (SS) | 16:52.6 | 312 |
| 341 | Joshua Zaragoza | 12 | Downey (SS) | 16:53.1 | 313 |
| 342 | Tyler Morales | 10 | University (SS) | 16:53.2 | 314 |
| 343 | Aaron Escalante | 11 | Harvard Westlake (SS) | 16:53.4 | 315 |
| 344 | Christian Basulto | 10 | Moorpark (SS) | 16:53.6 | 316 |
| 345 | Charlie Zhou | 10 | Bonita (SS) | 16:54.1 | 317 |
| 346 | Watson Eagles | 10 | Campbell Hall (SS) | 16:54.6 | 318 |
| 347 | Mattias Nelson | 12 | Palos Verdes (SS) | 16:55.7 | 319 |
| 348 | Justin Daly | 12 | Dana Hills (SS) | 16:56.5 | 320 |
| 349 | Lucas Kim | 11 | Brentwood (SS) | 16:56.6 | 321 |
| 350 | Lucas De Clercq | 11 | Thacher (SS) | 16:57.0 | 322 |
| 351 | Sushanth Sashikumar | 10 | Roosevelt (SS) | 16:57.4 | 323 |
| 352 | Gary Strobehn | 10 | Northview (SS) | 16:57.5 | |
| 353 | Leo Lucente | 11 | Santa Monica (SS) | 16:58.3 | 324 |
| 354 | Daniel Mathew | 12 | Notre Dame - Sherman Oaks (SS) | 16:58.6 | 325 |
| 355 | Adam Elsayed | 12 | South Pasadena (SS) | 16:58.6 | 326 |
| 356 | Trevor Tanji | 10 | Notre Dame - Sherman Oaks (SS) | 16:58.9 | 327 |
| 357 | David Estrada | 12 | Windward (SS) | 16:59.3 | 328 |
| 358 | Andrew Alpert | 11 | Harvard Westlake (SS) | 16:59.3 | 329 |
| 359 | Benjamin Shay | 9 | El Dorado (SS) | 16:59.9 | 330 |
| 360 | Jonathan Gardner | 11 | San Clemente (SS) | 17:00.0 | 331 |
| 361 | Jack Haladey | 12 | Notre Dame - Sherman Oaks (SS) | 17:00.1 | 332 |
| 362 | Liam McRae | 11 | Laguna Beach (SS) | 17:00.4 | 333 |
| 363 | Aidan Joe | 9 | Peninsula (SS) | 17:00.5 | 334 |
| 364 | Daniel Brown | 12 | Roosevelt (SS) | 17:01.2 | 335 |

| Place | Name | Grade | Team | Time | Points |
|-------|---------------------|-------|------------------------------|---------|--------|
| 365 | Mathew Daum | 11 | Thacher (SS) | 17:01.3 | 336 |
| 366 | Chase Rogers | 11 | Burroughs Ridgecrest (SS) | 17:01.4 | 337 |
| 367 | Moersch Nathan | 12 | Dana Hills (SS) | 17:02.9 | 338 |
| 368 | Frank Stewart | 11 | ML King (SS) | 17:03.0 | 339 |
| 369 | Wyatt Holmes | 11 | Polytechnic - Riverside (SS) | 17:03.6 | 340 |
| 370 | Harrison Kestenbaum | 10 | Milken Community (SS) | 17:04.1 | 341 |
| 371 | Victor Quiroz | 12 | Chaminade (SS) | 17:04.5 | 342 |
| 372 | Eli Eng | 12 | Brentwood (SS) | 17:05.3 | 343 |
| 373 | James Infante | 10 | Campbell Hall (SS) | 17:05.8 | 344 |
| 374 | Isaac Garcia | 11 | Moorpark (SS) | 17:06.4 | 345 |
| 375 | Kai Schoenfeld | 9 | Palos Verdes (SS) | 17:06.8 | 346 |
| 376 | Jack Watson | 12 | Newbury Park (SS) | 17:07.0 | 347 |
| 377 | Gavin Fong | 9 | Flintridge Prep (SS) | 17:07.5 | 348 |
| 378 | Alan Canela | 12 | Banning (SS) | 17:07.8 | 349 |
| 379 | James Ransom | 9 | Murrieta Valley (SS) | 17:07.8 | 350 |
| 380 | Noah Bamsey | 9 | Viewpoint (SS) | 17:08.5 | 351 |
| 381 | Emery Dominguez | 10 | Redlands East Valley (SS) | 17:08.7 | 352 |
| 382 | Elisha Case | 10 | Ocean View (SS) | 17:08.8 | 353 |
| 383 | Troy Staros | 12 | Ocean View (SS) | 17:08.8 | 354 |
| 384 | Jack Parker | 11 | West Ranch (SS) | 17:08.8 | 355 |
| 385 | Van Lindelof | 12 | Windward (SS) | 17:08.9 | 356 |
| 386 | Rigo Vargas | 12 | Rio Mesa (SS) | 17:09.6 | 357 |
| 387 | Austin Drown | 11 | Ontario Christian (SS) | 17:10.2 | 358 |
| 388 | Caden Ho | 10 | La Canada (SS) | 17:11.2 | 359 |
| 389 | Jaime Wallace | 10 | Redlands East Valley (SS) | 17:11.5 | 360 |
| 390 | Nico Harris | 12 | Corona del Mar (SS) | 17:12.1 | 361 |
| 391 | Joaquin Vega | 11 | California (SS) | 17:12.8 | 362 |
| 392 | Alex DiLullo | 9 | Thacher (SS) | 17:13.3 | 363 |
| 393 | Cesar Ortega | 11 | Big Bear (SS) | 17:13.3 | 364 |
| 394 | Ameen Gish | 11 | University (SS) | 17:13.4 | 365 |
| 395 | Christian Markey IV | 10 | Brentwood (SS) | 17:13.7 | 366 |
| 396 | Jacob Castillo | 11 | Santiago Corona (SS) | 17:13.7 | 367 |
| 397 | Alex Taylor | 9 | Roosevelt (SS) | 17:14.2 | 368 |
| 398 | Noah Sloan | 11 | Ventura (SS) | 17:14.3 | 369 |

Race 101 - Boys Merge - 3 Mile

11/23/2024 -

Individual Results

| Place | Name | Grade | Team | Time | Points |
|-------|---------------------|-------|------------------------------------|---------|--------|
| 399 | Nathan Steinberg | 9 | Chaminade (SS) | 17:14.6 | 370 |
| 400 | William Krause | 11 | Flintridge Prep (SS) | 17:14.7 | 371 |
| 401 | Will Drobis | 11 | La Canada (SS) | 17:14.9 | 372 |
| 402 | Peter Jarvis | 12 | Santa Monica (SS) | 17:14.9 | 373 |
| 403 | Caelan Gomez | 10 | Xavier College Prep (SS) | 17:15.1 | 374 |
| 404 | Noah Cruz | 12 | Loyola (SS) | 17:16.0 | 375 |
| 405 | Robby Louie | 11 | Harvard Westlake (SS) | 17:16.3 | 376 |
| 406 | James Faries | 11 | Santa Monica (SS) | 17:16.6 | 377 |
| 407 | Benjamin Harrison | 11 | St. Margaret's Episcopal (SS) | 17:16.8 | 378 |
| 408 | Austin Duenas | 11 | West Ranch (SS) | 17:16.9 | 379 |
| 409 | Tyler Barke | 12 | West Ranch (SS) | 17:17.2 | 380 |
| 410 | Joseph Beerer | 12 | Servite (SS) | 17:17.3 | 381 |
| 411 | Brandon Ohebshalom | 11 | Milken Community (SS) | 17:17.6 | 382 |
| 412 | Isaiah Bergara | 12 | Heritage Christian Northridge (SS) | 17:17.7 | 383 |
| 413 | Joshua Mulder | 11 | Ontario Christian (SS) | 17:17.8 | 384 |
| 414 | Kiyan Khaleeli | 11 | Peninsula (SS) | 17:17.9 | 385 |
| 415 | Grayson Sumabat | 9 | Xavier College Prep (SS) | 17:18.1 | 386 |
| 416 | Donovan Carlson | 10 | California (SS) | 17:18.7 | 387 |
| 417 | Wade Jurkowski | 10 | Laguna Beach (SS) | 17:18.8 | 388 |
| 418 | Zack Longo | 9 | Sage Hill (SS) | 17:18.9 | |
| 419 | Ranger Murphree | 12 | Malibu (SS) | 17:19.1 | |
| 420 | Reidley Babcock | 11 | Laguna Beach (SS) | 17:19.2 | 389 |
| 421 | Carlos Villa Moreno | 12 | Canyon - Canyon Country (SS) | 17:19.7 | 390 |
| 422 | Keller Nespoli | 9 | South Torrance (SS) | 17:19.8 | 391 |
| 423 | Joseph Brown | 12 | Covina (SS) | 17:19.9 | 392 |
| 424 | Nathan Kneller | 12 | South Torrance (SS) | 17:20.1 | 393 |
| 425 | Connor Al-Iman | 11 | Woodbridge (SS) | 17:20.6 | 394 |
| 426 | Esteban Robles | 11 | Chaminade (SS) | 17:20.9 | 395 |
| 427 | Minyeong Chae | 12 | West Torrance (SS) | 17:21.6 | 396 |
| 428 | Angelo Sabia | 9 | Peninsula (SS) | 17:22.0 | 397 |
| 429 | Aiden Guzman | 10 | La Canada (SS) | 17:22.5 | 398 |
| 430 | Sean Tsai | 9 | San Marino (SS) | 17:22.6 | 399 |
| 431 | Luis Lopez | 9 | Covina (SS) | 17:22.7 | 400 |

| Place | Name | Grade | Team | Time | Points |
|-------|-----------------------|-------|------------------------------------|---------|--------|
| 432 | Anthony Cerrato | 10 | Murrieta Valley (SS) | 17:22.7 | 401 |
| 433 | Howard Chen | 12 | San Marino (SS) | 17:22.8 | 402 |
| 434 | Malcolm Capelle | 9 | St. Margaret's Episcopal (SS) | 17:23.3 | 403 |
| 435 | Kingston Bednar | 12 | Xavier College Prep (SS) | 17:23.4 | 404 |
| 436 | Cole Foster | 12 | Palos Verdes (SS) | 17:24.4 | 405 |
| 437 | Mario Cepeda | 9 | Murrieta Valley (SS) | 17:24.6 | 406 |
| 438 | Kyle Shen | 12 | University (SS) | 17:25.0 | 407 |
| 439 | Connor Dixon | 11 | Ocean View (SS) | 17:25.5 | 408 |
| 440 | Nathan Segoviano | 11 | South Torrance (SS) | 17:25.9 | 409 |
| 441 | Samuel Neher | 12 | Servite (SS) | 17:26.3 | 410 |
| 442 | Eshaan Pal | 9 | University (SS) | 17:26.9 | 411 |
| 443 | Grant Murata | 12 | Chino Hills (SS) | 17:27.3 | 412 |
| 444 | Edwin Orzuna | 12 | Ocean View (SS) | 17:28.2 | 413 |
| 445 | Miles Dentinger | 12 | San Marcos (SS) | 17:28.3 | 414 |
| 446 | Aman Granados-Puvvula | 12 | Windward (SS) | 17:28.6 | 415 |
| 447 | Leonard Arias | 10 | Bonita (SS) | 17:28.6 | 416 |
| 448 | Alvaro Prieto | 12 | Corona del Mar (SS) | 17:28.7 | 417 |
| 449 | Alexander Saade | 11 | Heritage Christian Northridge (SS) | 17:29.3 | 418 |
| 450 | Enzo Gonzalez | 10 | St. Francis (SS) | 17:30.1 | 419 |
| 451 | Derek Kessler | 11 | Viewpoint (SS) | 17:30.2 | 420 |
| 452 | Ethan Wenokur | 10 | Brentwood (SS) | 17:30.7 | 421 |
| 453 | Brad Sauer | 11 | Village Christian (SS) | 17:32.5 | |
| 454 | Evan Godina | 10 | El Dorado (SS) | 17:32.8 | 422 |
| 455 | Zachary Williams | 11 | Dana Hills (SS) | 17:33.0 | 423 |
| 456 | Noah Ordonez | 10 | Ontario Christian (SS) | 17:33.7 | 424 |
| 457 | Pierce Frankfort | 11 | St. Margaret's Episcopal (SS) | 17:33.7 | 425 |
| 458 | Charlie McDermott | 10 | San Marino (SS) | 17:34.8 | 426 |
| 459 | Dennis Flannigan | 10 | Servite (SS) | 17:35.1 | 427 |
| 460 | Jahzeel Anzola | 12 | Banning (SS) | 17:35.5 | 428 |
| 461 | Brandon Edelstein | 10 | Providence - Burbank (SS) | 17:36.4 | 429 |
| 462 | Heyab Benyam | 10 | South Torrance (SS) | 17:38.3 | 430 |
| 463 | Max Kobayashi | 12 | Windward (SS) | 17:38.9 | 431 |
| 464 | Matthew Alvarez | 12 | Chino Hills (SS) | 17:38.9 | 432 |

Race 101 - Boys Merge - 3 Mile

11/23/2024 -

Individual Results

| Place | Name | Grade | Team | Time | Points |
|-------|----------------------|-------|-----------------------------------|---------|--------|
| 465 | Emerson Hill | 11 | Santa Monica (SS) | 17:39.0 | 433 |
| 466 | Carlos Ochoa | 12 | Thacher (SS) | 17:39.1 | 434 |
| 467 | Ethan Walker | 12 | Redlands East Valley (SS) | 17:39.2 | 435 |
| 468 | Chance Krenzer | 12 | Harvard Westlake (SS) | 17:39.4 | 436 |
| 469 | Francisco Robles | 11 | Hawthorne MSA (SS) | 17:40.3 | 437 |
| 470 | Noah Henson | 11 | Ventura (SS) | 17:41.0 | 438 |
| 471 | Noah Ruiz | 10 | California (SS) | 17:41.0 | 439 |
| 472 | Jack Sexton | 11 | Ocean View (SS) | 17:43.0 | 440 |
| 473 | Huxley Sidari | 10 | Xavier College Prep (SS) | 17:43.1 | 441 |
| 474 | Evan Tamura | 11 | West Torrance (SS) | 17:43.3 | 442 |
| 475 | Nico Chazan | 9 | Chaminade (SS) | 17:43.4 | 443 |
| 476 | Nate Daughters | 9 | San Marcos (SS) | 17:44.0 | 444 |
| 477 | Zachary Fong | 10 | San Marino (SS) | 17:44.2 | 445 |
| 478 | Marco Lozano | 12 | Moorpark (SS) | 17:46.1 | 446 |
| 479 | Nikhil Iyer | 10 | South Torrance (SS) | 17:47.2 | 447 |
| 480 | Parker Weightman | 11 | La Canada (SS) | 17:47.4 | 448 |
| 481 | Joshua Stein | 12 | Milken Community (SS) | 17:47.5 | 449 |
| 482 | Jett Vasquez | 11 | Covina (SS) | 17:47.8 | 450 |
| 483 | Stephen Fredricks | 11 | St. Francis (SS) | 17:49.3 | 451 |
| 484 | Jacob Patino | 12 | Ontario Christian (SS) | 17:49.6 | 452 |
| 485 | Mateo Duran | 12 | Hawthorne MSA (SS) | 17:50.1 | 453 |
| 486 | James Winder | 12 | Burroughs Ridgecrest (SS) | 17:50.1 | 454 |
| 487 | Carter Sakai | 12 | Flintridge Prep (SS) | 17:50.8 | 455 |
| 488 | Jake Hermsen | 11 | Xavier College Prep (SS) | 17:51.9 | 456 |
| 489 | Trevor Lindquist | 10 | Big Bear (SS) | 17:52.7 | 457 |
| 490 | Jacob Davis | 10 | Big Bear (SS) | 17:53.8 | 458 |
| 491 | Jaryt Chen | 10 | Oaks Christian (SS) | 17:54.0 | 459 |
| 492 | Quinn Armstead | 11 | Thacher (SS) | 17:56.0 | 460 |
| 493 | Johnathan Desormiers | 11 | Dana Hills (SS) | 17:57.8 | 461 |
| 494 | Josiah Schroeder | 10 | Desert Christian - Lancaster (SS) | 17:57.9 | 462 |
| 495 | Aaron Moy | 12 | Laguna Beach (SS) | 17:57.9 | 463 |

| Place | Name | Grade | Team | Time | Points |
|-------|-------------------|-------|-----------------------------------|---------|--------|
| 496 | Shane Cichon | 9 | Samueli Academy (SS) | 17:58.0 | 464 |
| 497 | Evan Causee | 12 | St. Margaret's Episcopal (SS) | 17:58.3 | 465 |
| 498 | Julio Vega | 11 | Samueli Academy (SS) | 17:59.9 | 466 |
| 499 | Zachary Menter | 11 | Laguna Beach (SS) | 18:00.3 | 467 |
| 500 | Enzo Casolari | 12 | Laguna Beach (SS) | 18:00.5 | 468 |
| 501 | Trent Williams | 12 | Malibu (SS) | 18:00.7 | |
| 502 | Charlie Clarke | 10 | Thacher (SS) | 18:01.5 | 469 |
| 503 | Danny Orendian | 11 | Covina (SS) | 18:01.6 | 470 |
| 504 | Eric Campos | 11 | West Ranch (SS) | 18:02.4 | 471 |
| 505 | Jacob Marquez | 12 | La Serna (SS) | 18:02.8 | 472 |
| 506 | Bryan Lezama | 12 | Hawthorne MSA (SS) | 18:03.4 | 473 |
| 507 | James Krieg | 11 | Covina (SS) | 18:03.7 | 474 |
| 508 | Grant Kaltman | 9 | Viewpoint (SS) | 18:04.8 | 475 |
| 509 | River Lisenby | 10 | Oaks Christian (SS) | 18:06.9 | 476 |
| 510 | Miguel Gramillo | 11 | Ontario Christian (SS) | 18:07.7 | 477 |
| 511 | Blaze Perez | 12 | Samueli Academy (SS) | 18:08.6 | 478 |
| 512 | Cole Heckman | 12 | San Marcos (SS) | 18:10.1 | 479 |
| 513 | Alvaro Villalvazo | 12 | Banning (SS) | 18:10.4 | 480 |
| 514 | Henry Tagliere | 10 | Campbell Hall (SS) | 18:10.6 | 481 |
| 515 | Matthew Herrera | 10 | Covina (SS) | 18:11.1 | 482 |
| 516 | Kameron Kirbis | 10 | Bonita (SS) | 18:11.7 | 483 |
| 517 | Ceaser Sanchez | 11 | Notre Dame - Sherman Oaks (SS) | 18:11.9 | 484 |
| 518 | Axl Agular | 10 | Silver Valley (SS) | 18:12.2 | 485 |
| 519 | Mason Perrigue | 10 | Flintridge Prep (SS) | 18:12.8 | 486 |
| 520 | Lucas Rodriguez | 11 | Covina (SS) | 18:12.9 | 487 |
| 521 | Ivan Laureano | 11 | Silver Valley (SS) | 18:13.2 | 488 |
| 522 | Kyler Zanuck | 12 | Windward (SS) | 18:15.1 | 489 |
| 523 | Haset Seyoum | 12 | Samueli Academy (SS) | 18:15.4 | 490 |
| 524 | Nathan Burnaford | 11 | Chaminade (SS) | 18:16.2 | 491 |
| 525 | Aaron Kashani | 11 | Milken Community (SS) | 18:17.6 | 492 |
| 526 | Robert Marquez | 11 | Desert Christian - Lancaster (SS) | 18:19.5 | 493 |

Race 101 - Boys Merge - 3 Mile

11/23/2024 -

Individual Results

| Place | Name | Grade | Team | Time | Points |
|-------|------------------------|-------|------------------------------------|---------|--------|
| 527 | Emiliano Becerra-Rubio | 10 | Rio Mesa (SS) | 18:20.5 | 494 |
| 528 | David Adjian | 10 | Providence - Burbank (SS) | 18:21.4 | 495 |
| 529 | Nathan Lacambra | 10 | Ontario Christian (SS) | 18:21.7 | 496 |
| 530 | Ryan Fong | 10 | Flintridge Prep (SS) | 18:22.3 | 497 |
| 531 | Chase Hutchison | 10 | Canyon - Canyon Country (SS) | 18:22.3 | 498 |
| 532 | Zackary Hatch | 10 | Moorpark (SS) | 18:22.7 | 499 |
| 533 | Bryce Jenkins | 12 | Bonita (SS) | 18:25.8 | 500 |
| 534 | Evan Weitzman | 9 | Corona del Mar (SS) | 18:26.6 | 501 |
| 535 | Javonte Bohannon | 11 | Banning (SS) | 18:26.7 | 502 |
| 536 | Paolo Rivas | 10 | Hawthorne MSA (SS) | 18:29.3 | 503 |
| 537 | Jacob Smith | 11 | Big Bear (SS) | 18:30.1 | 504 |
| 538 | Samuel Cortez | 9 | Servite (SS) | 18:30.1 | 505 |
| 539 | Tyler Chiangtong | 11 | Ocean View (SS) | 18:30.8 | 506 |
| 540 | Julian Angulo | 12 | Xavier College Prep (SS) | 18:31.9 | 507 |
| 541 | Kevin Garcia | 12 | Hawthorne MSA (SS) | 18:35.3 | 508 |
| 542 | Luke Kim | 9 | Providence - Burbank (SS) | 18:36.6 | 509 |
| 543 | Caleb Olvera | 12 | Samueli Academy (SS) | 18:39.3 | 510 |
| 544 | Irvin Juarez | 10 | Canyon - Canyon Country (SS) | 18:39.4 | 511 |
| 545 | Hayden SIBRAY | 12 | Silver Valley (SS) | 18:47.9 | 512 |
| 546 | Parth Amarkotia | 12 | Banning (SS) | 18:49.3 | 513 |
| 547 | Diego Duran | 10 | Hawthorne MSA (SS) | 18:50.3 | 514 |
| 548 | Max Ceballos | 9 | Heritage Christian Northridge (SS) | 18:50.4 | 515 |
| 549 | Alex Morrison | 12 | Campbell Hall (SS) | 18:51.5 | 516 |
| 550 | Judah Caldwell | 10 | Silver Valley (SS) | 18:55.4 | 517 |
| 551 | Xavior Collado | 9 | Silver Valley (SS) | 18:55.8 | 518 |
| 552 | Elias Schroeder | 10 | Desert Christian - Lancaster (SS) | 18:56.4 | 519 |
| 553 | Dante Santos | 11 | Notre Dame - Sherman Oaks (SS) | 18:56.6 | 520 |
| 554 | Javan Pelascini | 10 | Newbury Park (SS) | 18:58.6 | 521 |

| Place | Name | Grade | Team | Time | Points |
|-------|------------------------|-------|------------------------------------|---------|--------|
| 555 | Angel Rios Hernandez | 11 | Heritage Christian Northridge (SS) | 18:58.7 | 522 |
| 556 | Thomas Rolfing | 12 | Laguna Beach (SS) | 18:59.1 | 523 |
| 557 | Peter Symons-Galassi | 12 | St. Francis (SS) | 19:11.7 | 524 |
| 558 | Maximus Ramirez | 11 | Canyon - Canyon Country (SS) | 19:12.2 | 525 |
| 559 | Chase Metter | 11 | Desert Christian - Lancaster (SS) | 19:15.3 | 526 |
| 560 | Alejandro Cueto | 12 | Hart (William S.) (SS) | 19:21.9 | 527 |
| 561 | Henry Von Krogh | 12 | Brentwood (SS) | 19:35.0 | 528 |
| 562 | Kai Desko | 12 | Desert Christian - Lancaster (SS) | 19:35.2 | 529 |
| 563 | James Martin Del Campo | 11 | Providence - Burbank (SS) | 19:39.7 | 530 |
| 564 | Nathan Cardiel | 11 | Banning (SS) | 19:42.7 | 531 |
| 565 | Walter Sevilla | 11 | Samueli Academy (SS) | 19:44.0 | 532 |
| 566 | Asher Eng | 9 | Brentwood (SS) | 19:52.0 | 533 |
| 567 | Max Mooney | 12 | Milken Community (SS) | 19:56.5 | 534 |
| 568 | Isaiah Pinedo | 9 | Xavier College Prep (SS) | 19:57.5 | 535 |
| 569 | Adrian Gallegos | 11 | Samueli Academy (SS) | 20:04.1 | 536 |
| 570 | Joseph Riviera | 12 | Heritage Christian Northridge (SS) | 20:05.7 | 537 |
| 571 | Jeremy Karkafi | 12 | San Marino (SS) | 20:08.6 | 538 |
| 572 | Connor Chi | 12 | Windward (SS) | 20:27.9 | 539 |
| 573 | Justin Merritt | 12 | Windward (SS) | 20:32.1 | 540 |
| 574 | Alvin Emordi | 11 | Hawthorne MSA (SS) | 20:33.5 | 541 |
| 575 | Brian Ohebshalom | 11 | Milken Community (SS) | 20:53.2 | 542 |
| 576 | Max DiBenedetto | 10 | Milken Community (SS) | 21:00.3 | 543 |
| 577 | Jake Singer | 10 | Campbell Hall (SS) | 21:02.3 | 544 |
| 578 | Otto Timonen | 9 | Providence - Burbank (SS) | 21:09.2 | 545 |
| 579 | Joshua Lin | 10 | San Marino (SS) | 21:22.3 | 546 |
| 580 | Jack Rosen | 9 | Brentwood (SS) | 21:33.1 | 547 |
| 581 | Jax Dandurand | 9 | Desert Christian - Lancaster (SS) | 21:33.8 | 548 |

Race 101 - Boys Merge - 3 Mile

11/23/2024 -

Individual Results

| Place | Name | Grade | Team | Time | Points |
|-------|--------------------|-------|---------------------------------------|---------|--------|
| 582 | Brady Wang | 9 | Campbell Hall (SS) | 21:59.7 | 549 |
| 583 | Christian Petralia | 9 | Heritage Christian Northridge (SS) | 22:23.1 | 550 |