



# *Meeting of the Executive Committee*

*March 26, 2020  
1:00 p.m.*

*CIF Southern Section Office  
Los Alamitos, California*

## *Agenda*

<b><u>1. OPENING BUSINESS</u></b>	<b><u>DISPOSITION</u></b>	<b><u>ITEM</u></b>
A. Call to order by Dr. Monica Colunga, President of the Council		
B. Pledge of Allegiance		
C. Roll Call		
D. Introduction of Guests		
E. Adopt Agenda	Action	
F. Approval of Minutes		
1. Minutes of the January 18, 2020, Executive Committee Meeting	Action	1F1
<b><u>2. PUBLIC COMMENT</u></b>		
A. Recognition of anyone wishing to address the Executive Committee. Speakers must limit their remarks to three minutes.		
<b><u>3. ACTION ITEMS</u></b>		
A. STATE FEDERATED COUNCIL ACTION ITEMS		
1. Proposed 2020-2021 State Budget	Action	STATE 600
2. CIF State Executive Committee Nominations	Action	STATE 601
3. Proposed Bylaw 503.M Revision – Ejection Policy	Action	STATE 602
4. Proposed Bylaw 303.B.(6)a and b Revision – Multi School Applications	Action	STATE 603

### **3. ACTION ITEMS (Cont.)**

#### **A. STATE FEDERATED COUNCIL ACTION ITEMS (Cont.)**

- |   |        |           |
|---|--------|-----------|
| 5. Proposed Bylaw 208.B Revision –<br>CIF Student Study Aboard  | Action | STATE 604 |
| 6. Proposed Bylaw 209.C.(1) Revision -<br>Disciplinary Transfer | Action | STATE 605 |

#### **B. SOUTHERN SECTION ACTION ITEMS**

- |   |        |        |
|---|--------|--------|
| 1. Proposed 2020-2021 CIF Southern Section Budget   | Action | SS 606 |
| 2. CIF Southern Section Executive Committee Nominations                                     | Action | SS 607 |
| 3. Proposed Bylaw 1212 Revision – Change of Due Date  | Action | SS 608 |
| 4. Proposed Bylaws 3319, 3319.5, 3319.7 and 3314.1<br>Revision - Football Playoff Groupings | Action | SS 609 |
| 5. Proposed Bylaw 504.M Revision –<br>Sunday Cheer Competition                              | Action | SS 610 |
| 6. Proposed Bylaw 3320.4 Revision -<br>Swim Playoff Divisions – Proposal A                  | Action | SS 611 |
| 7. Proposed Bylaw 3320.4 Revision -<br>Swim Playoff Divisions – Proposal B                  | Action | SS 612 |

### **4. NON-ACTION ITEMS**

#### **A. STATE FEDERATED COUNCIL NON-ACTION ITEMS**

There are no State Federated Council non-action items at this time.

#### **B. SOUTHERN SECTION NON-ACTION ITEMS**

- |  |            |        |
|--|------------|--------|
| 1. Proposed Bylaw 2513 and 2516 Revision -<br>Soccer Player Ejection | Non-Action | SS 613 |
|--|------------|--------|

### **5. NEW BUSINESS**

- |                          |                              |
|--------------------------|------------------------------|
| A. Altercation Plan      | Rob Wigod                    |
| B. Financial Report      | Mitch Carty                  |
| C. Marketing Report      | Thom Simmons                 |
| D. Communications Report | Thom Simmons/Chelsea Heyward |

## **6. CLOSED SESSION**

A. Public Employee Evaluation of Performance – (Government Code 54957):

1. Commissioner's Evaluation

## **7. REPORT OF ACTION(S) TAKEN IN CLOSED SESSION**

## **8. REPORTS**

A. President's Report

Dr. Monica Colunga

B. Treasurer's Report

Dr. Jeff Jordan

C. Commissioner's Report

Rob Wigod

D. Executive Committee Member Reports

## **9. ADVANCE PLANNING**

A. DATES

1. March 31, 2020 – CIF Southern Section Council Meeting, The Grand, Long Beach, California, 9:00 a.m.
2. May 6, 2020 – CIF Southern Section Executive Committee Meeting, CIF Southern Section Offices, Los Alamitos, California, 12:00 p.m. (NOTE TIME)

B. SUGGESTED AGENDA ITEMS

1. \_\_\_\_\_
2. \_\_\_\_\_
3. \_\_\_\_\_

## **10. ADJOURNMENT**

A. Time of Adjournment \_\_\_\_\_



# *Meeting of the Executive Committee*

*January 18, 2020  
9:30 a.m.*

*Marriott Renaissance Hotel  
Palm Springs, California*

## *Minutes*

<b>1. OPENING BUSINESS</b>	<b>DISPOSITION</b>	<b>ITEM</b>
----------------------------	--------------------	-------------

- A. Call to order by Dr. Monica Colunga, President of the Council

Meeting was called to order by Dr. Monica Colunga at 9:32 a.m. Monica Colunga welcomed everyone and thanked the staff for a fantastic location.

- B. Pledge of Allegiance

- C. Roll Call

All members were present except for Jackie Gibson, Mike Middlebrook, and Steve Miller.

- D. Introduction of Guests

There were no guests present.

- E. Adopt Agenda

Adopted 20-0-0

There was a motion and a second to adopt the agenda. There being no discussion, the motion was approved to adopt the agenda.

- F. Approval of Minutes

Approved 20-0-0

There was a motion and a second to approve the minutes of the September 26, 2019 Executive Committee meeting. The minutes were approved.

## **2. PUBLIC COMMENT**

- A. Recognition of anyone wishing to address the Executive Committee. Speakers must limit their remarks to three minutes.

There was no one present to address the Executive Committee.



### 3. ACTION ITEMS

#### A. STATE FEDERATED COUNCIL ACTION ITEMS

1. Proposed Bylaw Additions 1501 and 2603 - Failed 3-17-0 STATE 593  
Baseball and Softball State Championships

Mike West reviewed the proposal. There was a motion and second to approve the proposal. Paula Rodas asked how the advisory committees felt regarding this proposal. The Baseball Committee has a mixed reaction with no strong stance in either direction. David Parkes voiced concern that the small schools would struggle as there is a lack of depth in pitching for the smaller schools, questioning how it will look from a pitching standpoint. Rob Wigod spoke for Mike Middlebrook, who was not in attendance, that the Softball Committee is against this proposal because of length of season. The motion failed 3-17-0.

2. Proposed Bylaw Revision 1703 - Approved 19-1-0 STATE 596  
Traditional Competitive Cheer Regional Championships

Mike West reviewed the proposal. There was a motion and second to approve the proposal. Jim Perry asked for the feelings of the Cheer Advisory Committee. Rob Wigod reported that the Southern Section Cheer Advisory Committee is in favor of the proposal. Mike West remarked that other sections have their championships at a different time of year, many in December. There are concerns regarding our championships being so close after Winter Break. The motion carried 19-1-0.

3. Proposed Constitution Revision Article 70.E and 70.F - Approved 20-0-0 STATE 599  
Executive Committee Nominations/Elections

Mike West reviewed the proposal. There was a motion and a second to approve the proposal. There was no discussion. The motion carried 20-0-0.

#### B. SOUTHERN SECTION ACTION ITEMS

1. Proposed Bylaw Revision 32.B.4.B - Approved 19-1-0 SS 594  
Releaguing Procedures

Monica Colunga reviewed the proposal. There was a motion and a second to approve the proposal. Jill Matyuch voiced concerns with teams moving up and down yearly, stating two years is enough data. Dave Hess asked if this is for every sport in a conference and the response was this proposal does not delineate that information. At this time, conferences must adhere to forming leagues every two years. This proposal would allow those who are in an athletic conference, who wish to form leagues on a yearly basis, to do so if they choose. Chris Calderwood stated that since competitive equity changes year to year, why should a conference not be allowed to change year to year? Jim Perry asked if this change would affect playoff bracketing and the answer was no, since this proposal is not changing the number of leagues or allowable number of entries from each league. Terry Barnum added that it gives leagues more flexibility. Kristine Palle said that in power rankings, the most recent year is more heavily weighted than the second year. Rob Wigod stated that our current bylaws do not allow new leagues to be formed in the middle of a releaguings cycle. Dave Hess voiced concern with changing leagues after one year and having two-year contracts that must be broken for another league game. The motion carried 19-1-0.

### 3. ACTION ITEMS (Cont.)

#### B. SOUTHERN SECTION ACTION ITEMS (Cont.)

##### 2. Proposed Bylaw Revisions Sports Sections - Summer Dead Period

Approved 11-9-0

SS 595

Monica Colunga reviewed proposal. There was a motion and second to approve the proposal. Ed Kearby, co-sponsor of the proposal, reminded the Executive Committee that last year there were many potential proposals regarding this issue. The authors of this proposal took the best of those proposals, and after many compromises, came up with the proposal you see today. Terry Barnum voiced the concerns from his area, including part-time coaches relying on coaching club and working with some of their athletes out of season. There would be consequences if the student interacts with the coach in the club environment during the school dead period. Carter Paysinger said that a standard dead period is tough on all school campuses as someone is missing out on the best timing for their program. Ed Kearby asked, is it the Southern Section's problem if an outside entity wants our student-athletes during the dead period? Terry Barnum wondered if we are taking choice away from coaches on the proper training cycle for a certain sport by mandating a specific dead period. Chris Calderwood stated that you can do this now, without the proposal. Why are we making this mandatory? If everyone is out at the same time, outside entities will find a way to work around that. Ed Kearby brought up the multi-sport athletes that do not get time off and they need a break. Jim Perry stated that this proposal protects our students by giving them a needed break. Paul Lopez stated that all the sports at his school took the same dead period last year. Monica Colunga stated this gives us the flexibility in our communities to give our students the break they need that works best. Terry Barnum recommended specific sport dead periods, where all football programs are dead across the section. For example, if track and football have multi-sport athletes, then football and track would have the same dead period. Chris Calderwood added that the leagues in his area came to that conclusion to have dead periods by sports for leagues and is discussing how to implement such a schedule. Carter Paysinger reminded everyone that this body has to look out for the best interest of all students at all 563 schools in our section. The motion carried 11-9-0.

##### 3. Proposed Bylaw Revision 3320.2 – Playoff Divisions for Golf

Approved 20-0-0

SS 597

Monica Colunga reviewed proposal to form Team Golf divisions by competitive equity. There was a motion and a second to approve this proposal. There was no discussion. The motion carried 20-0-0.

##### 4. Proposed Bylaw Revisions Article 5, Section 54 Commissioner Duties

Approved 20-0-0

SS 598

Monica Colunga reviewed the proposal. There was a motion and second to approve the proposal. Jill Matyuch asked for clarification of some of the language. Mike West stated that new evaluation procedures, if this proposal is passed by the Southern Section Council, will come at the next Executive Committee meeting. The motion carried 20-0-0.

Monica Colunga gave a break at 10: 50 a.m. for 10 minutes.

Monica Colunga reconvened the meeting at 11:05 a.m.

#### **4. NON-ACTION ITEMS**

##### **A. STATE FEDERATED COUNCIL NON-ACTION ITEMS**

1. Proposed 2020-2021 State Budget Non-Action STATE 600  
Mike West reviewed the CIF State Proposed Budget for 2020-2021. They are projecting a surplus. Mike West highlighted several items in the budget, and they have proposed a balanced budget. There was a short discussion.

2. CIF State Executive Committee Nominations Non-Action STATE 601  
Mike West reviewed the proposal listing the nominees for the CIF State Executive Committee. Past practice is to support the nominees from our section and send our Federated Council delegates uninstructed on all other positions.

3. Proposed Bylaw 503.M Revision – Ejection Policy Non-Action STATE 602  
Mike West reviewed the proposal. Each section does ejections differently and this is to standardize the process across the state. The written proposal contained in the agenda was read through and discussed. One change for Southern Section would be an ejected player could still attend the next contest in street clothes, sitting on the bench. A second ejection constitutes removal from the next three contests. A third ejection and the player is removed for the rest of the season. David Parkes asked if for soccer, will there be a distinction between double yellow cards as it equates to five fouls in basketball? Discussion went on outlining that the first ejection for combative behavior would lead to the player being suspended for three to six games, which has been the practice in San Diego Section for many years. The three to six game suspension gives flexibility for the various sports since missing six games in football is much more severe than missing six games in basketball or soccer. Jeff Jordan asked if the San Diego Section has seen an increase in litigation? Rob Wigod stated that has not been the case, and when such cases come to us, our attorneys have been able to get them dismissed since our bylaws are clearly stated. In San Diego Section, it is the League Commissioners that deal with appeals of ejections from league contests. In our section, there would need to be a procedure in place if the school involved in the ejection appeal is the same school as the person who is League Commissioner/ League President. There is also a distinction between the student that is involved in a physical altercation in a bench clearing incident and a student that leaves the bench area and does not get involved in a physical altercation. Meetings with students and parents prior to return to play will still be necessary. Coaches ejections follow a similar path in that the first ejection is a one game suspension, a second ejection, three to six games, a third ejection, out for the season. Coaches who are ejected from a contest are prohibited from attending the next contest. Coaches ejected for fighting/assaultive behavior are removed for the rest of the season. Spectators who are ejected from a game are the responsibility of the school and the school must ensure that a spectator ejected from a contest does not attend the next contest. A second ejection of the same spectator would result in that spectator being banned from any further contests for the rest of the season.

4. Proposed Bylaw 303.B.(6)a and b Revision – Non-Action STATE 603  
Multi School Applications  
Mike West reviewed the proposal. This proposal revises the current bylaw by clarifying the process for submitting late Multi-School Applications and the fees associated with those applications. There was no discussion.

5. Proposed Bylaw 208.B Revision – Non-Action STATE 604  
CIF Student Study Aboard  
Mike West reviewed the proposal. The proposal provided for students who study abroad and are not part of an approved Foreign Exchange program to return to their previous school in the United States and be immediately eligible. There was no discussion.

#### **4. NON-ACTION ITEMS (Cont.)**

##### **A. STATE FEDERATED COUNCIL NON-ACTION ITEMS (Cont.)**

6. Proposed Bylaw 209.C.(1) Revision - Disciplinary Transfer Non-Action STATE 605

Mike West reviewed the proposal. The current bylaw states if a student transfers due to a disciplinary taken or pending, the student is ineligible to compete for one year from the date of that transfer. Rob Wigod stated that we are being challenged on these cases regarding language in the current bylaw that states the disciplinary action take or pending contributes to the student's transfer. We cannot prove that to be true, so this proposal would remove that language. Terry Barnum brought up conversations that have taken place with families mutually agreeing with the school to withdraw their student and does that qualify as a disciplinary transfer? What is the former school's responsibility to report this type of transfer? Rob Wigod explained that the former school has an obligation to respond yes or no on transfer paperwork regarding if the student's transfer was due to a disciplinary action taken or pending, and if they respond yes, they understand the student loses eligibility for all sports for one year.

##### **B. SOUTHERN SECTION NON-ACTION ITEMS**

1. Proposed 2020-2021 CIF Southern Section Budget Non-Action SS 606

Monica Colunga asked Mitch Carty to review the handouts that were given to the Executive Committee and appear at the end of these minutes. Monica Colunga thanked Mitch Carty for his hard work and for the transparency of the proposed budget.

2. CIF Southern Section Executive Committee Nominations Non-Action SS 607

Monica Colunga reviewed the nominations that appear in the agenda materials. The next step in the process will be to move the slate of nominees forward to the Southern Section Council for first reading at their upcoming meeting on January 28, 2020.

3. Proposed Bylaw 1212 Revision – Change of Due Date Non-Action SS 608

Monica Colunga reviewed the proposal. This proposal is asking to move the scheduling due date for Winter Sports from July 1 to September 1.

4. Proposed Bylaws 3319, 3319.5, 3319.7 and 3314.1 Revision - Football Playoff Groupings Non-Action SS 609

Monica Colunga reviewed the proposal. This proposal would change the current football playoff groupings system to only use current regular season data to formulate divisions at the end of the regular season. Monica Colunga yielded the floor to Rob Wigod and he explained the process, highlighting some of the information contained in the agenda backup paperwork. Thank you to Rich Shearer and the Football Coaches Advisory Committee for putting the system together. At the end of the regular season, leagues will need to break all ties and designate a first, second, third place in league. There would be a true #1-#16 seeding in each division based on current regular season power rankings. Higher seeds would host first round contests and then the current system utilized to designate home teams after the first round will be followed. Rich Shearer reviewed what this proposed system would have looked like at the end of the 2019 regular season, if it was utilized at the end of last season, which appears in the agenda back up materials. This will require a culture change as a school's division would not be known until the end of the regular season, but as weekly power rankings are released, schools can follow the progress of those rankings.

Monica Colunga adjourned the meeting for Lunch at 12:06.

Monica Colunga reconvened the meeting at 1:04 p.m.

#### **4. NON-ACTION ITEMS (Cont.)**

##### **B. SOUTHERN SECTION NON-ACTION ITEMS (Cont.)**

5. Proposed Bylaw 504.M Revision – Sunday Cheer Competition Non-Action SS 610

Monica Colunga reviewed the proposal, which would be to add language to our current bylaw to make an exception for a national event in the sport of Traditional Competitive Cheer. Ann Fitzgerald added that her school's cheer coach brought this proposal forward to the Del Rio League. Most other states have put in this exception for this specific competition in Florida. This year, those that would have been in a division that competes in finals on Sunday switched divisions in order to avoid Sunday. This puts the California teams at a disadvantage as they can't compete where they belong. This bylaw affects a small number of teams. Jill Matyuch added that if this does not pass, we can take this matter to the CIF State which has many sports with exceptions for one or two events. Mike West was not in support of this proposal the last time because they could pick any event. This time it is for an NFHS recognized national event and our students should have the full opportunity to attend. Jim Perry brought up that he has received many requests since returning from Winter Break asking to play on a Sunday. If this proposal passes, it will open the door to every sport wanting their one exception too. Monica Colunga reminded the Executive Committee that Cheer did not ask to be part of CIF and we have had to look at giving them the things they have always done while working within our established bylaws. Cheer is different than the other sports, as they do not currently have league play, nor a true season of sport. This event is endorsed by the NFHS and it is only the one event. Carter Paysinger asked, are you willing to support this request and not support the other sports who might come forward with the same request? Kristine Palle added that we give this type of dispensation over the summer dead period for national events. This is not a Sunday dispensation; this is a single event dispensation.

6. Proposed Bylaw 3320.4 Revision - Swim Playoff Divisions – Proposal A Non-Action SS 611

Monica Colunga stated that 611 and 612 are similar, with two options being presented for playoff groupings for swimming. SS 611 requires boys teams and girls teams to be placed into the same division, in the higher division in which the boys and/or girls team was placed, and SS 612 would allow for boys and girls of the same school to compete in different divisions based on competitive equity. Kristine Palle continued to explain how these proposals are to align an individual sport with the competitive equity model. If a school has their boys and girls in different divisions, it could result in schools competing on different days instead of everyone being in the same sessions.

7. Proposed Bylaw 3320.4 Revision - Swim Playoff Divisions – Proposal B Non-Action SS 612  
See SS 611.

#### **5. NEW BUSINESS**

- A. Financial Report Mitch Carty

1. 2018-2019 CIF Southern Section Audit Approved 20-0-0 5A1  
Mitch Carty presented the 2018-19 Audit that was seen and approved by the Audit Committee. There was a first and a second to accept the 2018-19 Audit. Mike West spoke about the Audit Committee meeting and stated that there were minor suggestions from the auditors, but overall the accounting practices are acceptable and transparent. Motion carried 20-0-0.

## **5. NEW BUSINESS (Cont.)**

### **B. Marketing Report**

Thom Simmons

Thom Simmons announced that Ford Motor Company has renewed their title sponsorship for the next four years. He thanked Jackie Gibson for her outstanding presentation to the Ford people, and then showed a video of the winner of the Ford truck giveaway Fall promotion. The Fox Sports television contract is expiring this year and discussions have begun with them on the potential for renewal. Thom reported that we are hoping to start a weekly broadcast on our website and social media for students called "CIF Southern Section This Week". Legal counsel is looking at the contract now.

### **C. Communications Report**

Thom Simmons/Chelsea Heyward

Chelsea Heyward gave a report on social media that appears at the end of these minutes, highlighting several items on the report.

### **D. Proposed 2020-2021 CIF Southern Section Meeting Dates**

5D

Monica Colunga let everyone know the 2020-2021 Meeting Dates are in the end of the agenda backup paperwork.

## **6. REPORTS**

### **A. President's Report**

Dr. Monica Colunga

Thank you to Sharon Hodge for the accommodations, picture, dinner, etc. from this weekend. Monica attended all our Fall championships, and the recent Traditional Competitive Cheer championships, and was impressed with the professionalism and smoothness of the running of all the events. Thank you to the staff for the opportunity to hand out awards at those championships. Thank you to the Executive Committee for your professionalism and candor in sharing your thoughts, without any judgment, knowing our goal is to always do what is best for our student-athletes through education-based athletics.

### **B. Treasurer's Report**

Dr. Jeff Jordan

Jeff Jordan gave a report that appears at the end of these minutes. He congratulated Mitch Carty on a job well done for presenting the Audit and his tireless work on the 2020-21 budget.

### **C. Commissioner's Report**

Rob Wigod

Thank you to all that got involved in our Fall championships and handed out awards. Thank you, Mike West and ML King High School for all your work in hosting the Cheer championships last weekend. Monica Colunga and Jim Perry were there all day and we appreciate their support. Winter championships are right around the corner and we will be asking for help at the various events. Come and enjoy. Proud of our section for taking on issues that matter and the great discussions to follow with the best interests of students at the heart of it all. We are having a great year so far and are encouraged by our increased attendance numbers from the Fall. Carter Paysinger will join me on February 6, for a state-wide CIF Football Summit, to discuss the state of the game and how to increase the numbers of participants. Should have good news coming with television contracts and ball contracts which are ours and go directly to our section. Thank all of you for coming this weekend.

### **D. Executive Committee Member Reports**

Activities Directors Representative, Todd Arrowsmith – On behalf of the Santa Clarita community and Saugus High School, the CIF Southern Section played a very important part in the healing process of the community. From allowing the Saugus Cross Country teams to run in the Finals without having to run in the Prelims two days after the tragedy, to the West Ranch football game where the school was invited to attend and take a break from the tragedy. It was a great game that was won in last ten seconds and it was a healing moment for the community. Saugus won their division in Cheer and did a great job, setting the bar high for other programs.

## **6. REPORTS (Cont.)**

### **D. Executive Committee Member Reports (Cont.)**

CAPSO Representative, Terry Barnum – Ron Nocetti will be visiting the upcoming CAPSO meeting being held at St. Bernard High School.

Desert Area Representative, Jeff Williams – Enjoyed presenting the Division 9 Football championship awards. Competitive equity is working. The game was very exciting, even in the snow. And when the game was over, started checking social media and all games were listed. Great job Chelsea Heyward.

CIF State Federated Council President, Jim Perry – Saugus Cheerleading had the respect of the site as soon as they entered the facility and then they stuck their routine. They set the bar high. CSDR performed later in the day. The music started and they were performing, clapping, singing, then one of the guys picked up a sign that said, “We Can’t Hear You!” and the place went wild. It was great, very electric.

CADA Representative, Geniel Moon – Please register for the CADA Conference in Reno March 3-7, 2020. Four different sessions geared toward activities and athletic directors working together.

CSADA Representative, Dave Reid – CSADA Conference is April 17-21, 2020 in Reno. All 10 Section Commissioners will be in attendance. Hope to see you there.

Assistant Commissioner, Rainer Wulf – Competitive equity is really working in the smaller sports, for example, in Girls Tennis, our Finals were one match at 9-9, four matches at 10-8 and one match at 11-7.

## **7. ADVANCE PLANNING**

### **A. DATES**

1. January 28, 2020 – CIF Southern Section Council Meeting, The Grand, Long Beach, California, 9:00 a.m.
2. March 26, 2020 – CIF Southern Section Executive Committee Meeting, CIF Southern Section Office, Los Alamitos, California, 1:00 p.m.
3. March 31, 2020 – CIF Southern Section Council Meeting, The Grand, Long Beach, California, 9:00 a.m.
4. May 6, 2020 – CIF Southern Section Executive Committee Meeting, CIF Southern Section Office, Los Alamitos, California, 1:00 p.m.

### **B. SUGGESTED AGENDA ITEMS**

There were no suggested agenda items for the next meeting.

## **8. ADJOURNMENT**

There was a motion and a second to adjourn the meeting. By unanimous voice vote, the meeting was adjourned at 2:26 p.m.

Submitted By:



Sharon Hodge  
Executive Assistant

Approved By:



Rob Wigod  
Commissioner of Athletics



# Adopt Agenda

Todd Arrowsmith	Yes	Terry Barnum	Yes	Chris Calderwood	Yes	Monica Colunga	Yes
Ann Fitzgerald	Yes	Dave Hess	Yes	Mary Jane Hibbard	Yes	Jeff Jordan	Yes
Ed Kearby	Yes	Nancy Kelly	Yes	Paul Lopez	Yes	Jill Matyuch	Yes
Steve Miller		Geniel Moon	Yes	John Norman		David Parkes	Yes
Carter Paysinger	Yes	Jim Perry	Yes	Dave Reid	Yes	Paula Rodas	Yes
Reggie Thompkins		Mike West	Yes	Jeff Williams	Yes		

**Motion Carried    20 Yes    0 No    0 Abstain**

# Approval of Minutes

## Minutes of the September 26, 2019 Executive Committee Meeting

Todd Arrowsmith	Yes	Terry Barnum	Yes	Chris Calderwood	Yes	Monica Colunga	Yes
Ann Fitzgerald	Yes	Dave Hess	Yes	Mary Jane Hibbard	Yes	Jeff Jordan	Yes
Ed Kearby	Yes	Nancy Kelly	Yes	Paul Lopez	Yes	Jill Matyuch	Yes
Steve Miller		Geniel Moon	Yes	John Norman		David Parkes	Yes
Carter Paysinger	Yes	Jim Perry	Yes	Dave Reid	Yes	Paula Rodas	Yes
Reggie Thompkins		Mike West	Yes	Jeff Williams	Yes		

**Motion Carried    20 Yes    0 No    0 Abstain**

# STATE 593

## Proposed Bylaw Additions 1501 & 2603

Todd Arrowsmith	No	Terry Barnum	No	Chris Calderwood	No	Monica Colunga	Yes
Ann Fitzgerald	No	Dave Hess	No	Mary Jane Hibbard	No	Jeff Jordan	Yes
Ed Kearby	No	Nancy Kelly	No	Paul Lopez	No	Jill Matyuch	No
Steve Miller		Geniel Moon	No	John Norman		David Parkes	Yes
Carter Paysinger	No	Jim Perry	No	Dave Reid	No	Paula Rodas	No
Reggie Thompkins		Mike West	No	Jeff Williams	No		

**Motion Lost    3 Yes    17 No    0 Abstain**

# STATE 596

## Proposed Bylaw Revision 1703

Todd Arrowsmith	Yes	Terry Barnum	Yes	Chris Calderwood	Yes	Monica Colunga	Yes
Ann Fitzgerald	Yes	Dave Hess	Yes	Mary Jane Hibbard	Yes	Jeff Jordan	Yes
Ed Kearby	Yes	Nancy Kelly	Yes	Paul Lopez	No	Jill Matyuch	Yes
Steve Miller		Geniel Moon	Yes	John Norman		David Parkes	Yes
Carter Paysinger	Yes	Jim Perry	Yes	Dave Reid	Yes	Paula Rodas	Yes
Reggie Thompson		Mike West	Yes	Jeff Williams	Yes		

**Motion Carried    19 Yes    1 No    0 Abstain**

# STATE 599

## Proposed Constitution Revision Article 70.E & 70.F

Todd Arrowsmith	Yes	Terry Barnum	Yes	Chris Calderwood	Yes	Monica Colunga	Yes
Ann Fitzgerald	Yes	Dave Hess	Yes	Mary Jane Hibbard	Yes	Jeff Jordan	Yes
Ed Kearby	Yes	Nancy Kelly	Yes	Paul Lopez	Yes	Jill Matyuch	Yes
Steve Miller		Geniel Moon	Yes	John Norman		David Parkes	Yes
Carter Paysinger	Yes	Jim Perry	Yes	Dave Reid	Yes	Paula Rodas	Yes
Reggie Thompkins		Mike West	Yes	Jeff Williams	Yes		

**Motion Carried    20 Yes    0 No    0 Abstain**

# SS 594

## Proposed Bylaw Revision 32.B.4.B

Todd Arrowsmith	Yes	Terry Barnum	Yes	Chris Calderwood	Yes	Monica Colunga	Yes
Ann Fitzgerald	Yes	Dave Hess	Yes	Mary Jane Hibbard	Yes	Jeff Jordan	Yes
Ed Kearby	Yes	Nancy Kelly	Yes	Paul Lopez	Yes	Jill Matyuch	Yes
Steve Miller		Geniel Moon	Yes	John Norman		David Parkes	Yes
Carter Paysinger	Yes	Jim Perry	No	Dave Reid	Yes	Paula Rodas	Yes
Reggie Thompkins		Mike West	Yes	Jeff Williams	Yes		

**Motion Carried    19 Yes    1 No    0 Abstain**

# SS 595

## Proposed Bylaw Revisions Sports Sections

Todd Arrowsmith	No	Terry Barnum	No	Chris Calderwood	No	Monica Colunga	Yes
Ann Fitzgerald	Yes	Dave Hess	Yes	Mary Jane Hibbard	Yes	Jeff Jordan	Yes
Ed Kearby	Yes	Nancy Kelly	No	Paul Lopez	No	Jill Matyuch	No
Steve Miller		Geniel Moon	Yes	John Norman		David Parkes	No
Carter Paysinger	Yes	Jim Perry	Yes	Dave Reid	Yes	Paula Rodas	No
Reggie Thompkins		Mike West	No	Jeff Williams	Yes		

**Motion Carried    11 Yes    9 No    0 Abstain**

# SS 597

## Proposed Bylaw Revision 3320.2

Todd Arrowsmith	Yes
Ann Fitzgerald	Yes
Ed Kearby	Yes
Steve Miller	
Carter Paysinger	Yes
Reggie Thompson	

Terry Barnum	Yes
Dave Hess	Yes
Nancy Kelly	Yes
Geniel Moon	Yes
Jim Perry	Yes
Mike West	Yes

Chris Calderwood	Yes
Mary Jane Hibbard	Yes
Paul Lopez	Yes
John Norman	
Dave Reid	Yes
Jeff Williams	Yes

Monica Colunga	Yes
Jeff Jordan	Yes
Jill Matyuch	Yes
David Parkes	Yes
Paula Rodas	Yes

**Motion Carried    20 Yes    0 No    0 Abstain**



# SS 598

## Proposed Bylaw Revision Article 5, Section 54

Todd Arrowsmith	Yes	Terry Barnum	Yes	Chris Calderwood	Yes	Monica Colunga	Yes
Ann Fitzgerald	Yes	Dave Hess	Yes	Mary Jane Hibbard	Yes	Jeff Jordan	Yes
Ed Kearby	Yes	Nancy Kelly	Yes	Paul Lopez	Yes	Jill Matyuch	Yes
Steve Miller		Geniel Moon	Yes	John Norman		David Parkes	Yes
Carter Paysinger	Yes	Jim Perry	Yes	Dave Reid	Yes	Paula Rodas	Yes
Reggie Thompson		Mike West	Yes	Jeff Williams	Yes		

**Motion Carried    20 Yes    0 No    0 Abstain**

# Item 5A1

## 2018-2019 CIF Southern Section Audit

Todd Arrowsmith	Yes	Terry Barnum	Yes	Chris Calderwood	Yes	Monica Colunga	Yes
Ann Fitzgerald	Yes	Dave Hess	Yes	Mary Jane Hibbard	Yes	Jeff Jordan	Yes
Ed Kearby	Yes	Nancy Kelly	Yes	Paul Lopez	Yes	Jill Matyuch	Yes
Steve Miller		Geniel Moon	Yes	John Norman		David Parkes	Yes
Carter Paysinger	Yes	Jim Perry	Yes	Dave Reid	Yes	Paula Rodas	Yes
Reggie Thompkins		Mike West	Yes	Jeff Williams	Yes		

**Motion Carried    20 Yes    0 No    0 Abstain**

**C. I. F. SOUTHERN SECTION**  
**Budget Notes for 2020-21**  
Executive Committee Meeting  
January 18, 2020

**I. COLUMN 1:** Actual revenue and expenditures in the CURRENT fiscal year (2019-20).

**II. COLUMN 2:** Budget target for CURRENT fiscal year (2019-20).

**III. COLUMN 3:** Budget target for NEXT fiscal year (2020-21).

A. Based upon current actuals, forecast and historical trend.

**IV. COLUMN 4-8:** Actual revenue and expenditures over the last 5 fiscal years (2014 – 2019).

**V. REVENUE NOTES (page 1):**

- A. SPORTS targets will be flat overall -- Due to last 3 year ticket sale volatility.
- B. SPORTS FEES, year 2 of increase -- \$15 in 19-20, \$10 in 20-21.
- C. TV/WEB/RADIO RIGHTS FEES target also flat -- Optimistic demand.
- D. SPONSORSHIP -- All contracts and Statewide Partnership secure for 20-21.

**VI. EXPENSE NOTES (pages 2-3):**

- A. SPORTS expenses targets increase by modest \$40K -- Slight adjustments by sport.
- B. MAJOR MEDICAL
  - 1. July-December 2020 can be predicted to the penny as premiums are on calendar year.
  - 2. January-June 2020 is unknown, but projecting 10% increase to active employees, 5% to retirees.
    - i. Premium increase average is 7.5% over last 5 years.
- C. CALPERS contribution rates continue to climb to maintain healthy status of pension fund.
  - 1. Average annual increase in contribution has been 15% over last 5 years.
- D. SALARIES target up by \$40K.
  - 1. 1% COLA proposed for admin staff.
  - 2. 2% COLA proposed for non-admin staff.
  - 3. Regular staff step/longevity increases included.
- E. AWARDS target down, new “trade” deal with patch vendor.
- F. OFFICE TRAVEL targets down, more strategic representation at various meetings.
- G. COUNCIL targets up, fees increased by The Grand Event Center.
- H. PRINTING/DUPLICATING targets down, new 5 year deal with Konica Minolta.

**VII. OVERALL**

- A. Balanced budget.
- B. No change to TICKET PRICES.
- C. No change to PLAYOFF SPLITS.
- D. Continued commitment to provide exceptional service and memorable events, while keeping costs at the forefront of our MISSION.

Prepared by:  
*MITCH CARTY, Chief Financial Officer*

# C.I.F. SOUTHERN SECTION

## Budget Proposal

2020 - 2021

	1	2	3	4	5	6	7	8
	19-20 To Date	19-20 Budget	2020-21	2018-19	2017-18	2016-17	2015-16	2014-15
<b>Income</b>								
BASEBALL		59,000	63,000	81,818	59,654	62,334	53,277	56,656
BASKETBALL		525,000	440,000	411,772	459,608	689,467	650,630	673,844
CHEER	28,594	25,000	25,000	23,210				
CROSS COUNTRY	105,779	99,000	99,000	93,272	102,084	98,863	91,723	95,400
FOOTBALL	718,398	709,000	750,000	723,063	852,343	883,009	1,061,636	1,138,054
GOLF	35,805	79,000	80,000	75,000	80,030	66,595	65,665	63,875
LACROSSE		-	15,000					
SOCCER		69,000	75,000	92,021	65,019	74,022	88,687	103,996
SOFTBALL		25,000	24,000	23,420	25,395	24,450	29,035	30,715
SWIMMING		57,000	59,000	61,049	53,744	60,683	54,020	54,794
TENNIS			-					
TRACK		122,000	119,000	119,843	121,641	128,150	151,043	145,404
VOLLEYBALL	93,500	156,000	149,000	146,178	154,112	178,950	196,570	207,691
WATER POLO	28,290	46,000	49,000	42,896	47,869	46,394	46,713	46,851
WRESTLING		129,000	123,000	124,983	113,991	151,002	135,176	142,082
APPAREL (Merchandise, T-Shirts, Patches, etc.)	38,196	139,000	142,000	151,944	140,402	142,996	140,028	136,886
FRIENDS OF GOLF	47,000	47,000	47,000	47,000	47,000	47,000	47,000	47,000
INTEREST (on Investments)	66,641	24,000	45,000	90,673	69,799	101,969	45,521	5,455
OTHER INCOME		45,000	39,000	53,190	73,707	22,086	23,301	57,693
PROGRAM SALES		-	-	-	5	28,888	31,845	33,673
PUBLICATIONS (Rule Books)	37,093	77,000	77,000	78,074	77,473	70,422	78,790	94,862
SPECIAL EVENTS (HOF-DS, Ath Ad Summit)	78,346	65,000	69,000	75,220	65,370	48,774	28,330	4,260
SPORT FEES (Membership)	634,394	649,740	735,000	491,600	499,800	487,490	482,800	475,250
SUPPORT/MARKETING INCOME	892,547	1,023,400	1,100,000	1,130,791	1,064,057	1,072,534	954,679	857,659
TV/RADIO/WEB - RIGHT'S FEES	209,650	435,455	425,000	315,625	332,967	285,975	299,225	257,996
CHAMPIONS FOR CHARACTER	7,910	79,000	81,000	83,464	86,479	76,261	69,486	60,862
<b>Total Income</b>	<b>3,022,143</b>	<b>4,684,595</b>	<b>4,830,000</b>	<b>4,536,105</b>	<b>4,592,546</b>	<b>4,848,314</b>	<b>4,825,180</b>	<b>4,790,958</b>
<b>Cost of Goods Sold</b>								
Publications COGS	30,676	64,000	64,000	64,130	63,595	63,804	78,091	97,797
<b>Total Cost of Goods Sold</b>	<b>30,676</b>	<b>64,000</b>	<b>64,000</b>	<b>64,130</b>	<b>63,595</b>	<b>63,804</b>	<b>78,091</b>	<b>97,797</b>
<b>Gross Profit</b>	<b>2,991,467</b>	<b>4,620,595</b>	<b>4,766,000</b>	<b>4,471,975</b>	<b>4,528,952</b>	<b>4,784,510</b>	<b>4,747,089</b>	<b>4,693,161</b>

# C.I.F. SOUTHERN SECTION

## Budget Proposal

2020 - 2021

	1	2	3	4	5	6	7	8
	19-20 To Date	19-20 Budget	2020-21	2018-19	2017-18	2016-17	2015-16	2014-15
<b>BADMINTON EXPENSE</b>		-	100	47	-	-	85	-
<b>BASEBALL EXPENSE</b>	63	38,000	52,000	52,270	37,273	40,768	41,972	37,948
<b>BASKETBALL EXPENSE</b>	47,052	186,000	155,000	130,786	194,589	312,865	241,046	190,139
<b>CHEER EXPENSE</b>	9,648	15,000	14,000	12,245	1,413			
<b>CROSS COUNTRY EXPENSE</b>	54,255	47,000	55,000	50,251	46,304	44,920	45,235	40,582
<b>FOOTBALL EXPENSE</b>	53,799	69,000	79,000	79,824	76,016	127,221	118,122	147,416
<b>GOLF EXPENSE</b>	34,166	70,000	77,000	76,529	75,694	71,829	69,160	66,241
<b>LACROSSE EXPENSE</b>	437	200	15,000	189				
<b>SOCCER EXPENSE</b>	449	28,000	32,000	30,458	31,722	35,537	36,300	37,834
<b>SOFTBALL EXPENSE</b>	200	22,500	21,000	18,082	21,039	21,869	22,102	30,724
<b>SWIMMING EXPENSE</b>	549	49,000	48,000	46,689	51,768	46,717	48,269	51,510
<b>TENNIS EXPENSE</b>	7,485	16,000	16,000	15,708	15,823	15,883	15,430	13,681
<b>TRACK EXPENSE</b>	1,432	87,000	94,000	93,070	87,496	84,847	86,476	86,240
<b>VOLLEYBALL EXPENSE</b>	24,407	51,000	51,000	48,846	55,605	54,152	54,614	58,759
<b>WATER POLO EXPENSE</b>	10,084	26,000	26,000	23,940	25,767	25,919	25,531	24,570
<b>WRESTLING EXPENSE</b>	884	98,000	107,000	108,932	99,669	134,105	141,446	136,688
<b>AREA LIAISONS</b>	20,456	44,000	43,000	41,910	43,241	53,514	55,457	53,039
<b>AUDITOR</b>	11,500	16,000	17,000	17,000	16,000	15,500	15,500	15,556
<b>AWARDS</b>	19,916	58,200	39,000	37,396	57,324	54,512	51,795	58,942
<b>BAD DEBT</b>		-	-	5,550	185	151	-	691
<b>BANK SERVICE CHARGES</b>	995	2,500	2,500	2,442	2,432	3,674		
<b>BUILDING MAINTENANCE</b>	13,093	26,000	27,000	26,659	24,584	33,721	28,256	27,263
<b>COUNCIL</b>	14,212	55,000	59,000	57,824	53,523	56,174	63,022	65,237
<b>DEPRECIATION EXPENSE</b>		78,000	71,000	69,856	77,284	80,954	74,215	71,848
<b>DONATIONS</b>	4,000	50,000	50,000	52,358	49,230	49,943	46,702	522,250
<b>GENERAL OFFICE</b>	16,437	28,000	28,000	26,851	33,308	26,435	28,203	35,945
<b>INSURANCE (WC, D&amp;O, Life, Bldg)</b>	22,761	29,000	29,500	29,424	28,723	31,309	39,736	37,830
<b>INVESTMENT EXPENSE</b>	950	3,600	3,600	3,600	3,490	3,225	3,110	3,767
<b>LEGAL EXPENSE</b>	2,441	3,000	2,200	1,504	2,432	2,055	1,382	2,698
<b>MEDICAL</b>	276,352	404,706	426,807	379,324	361,379	351,448	320,294	284,813
<b>MISCELLANEOUS EXPENSE</b>	253	1,000	1,032	553	1,321	693	660	947
<b>OFFICE SUPPLIES</b>	21,775	29,000	33,000	32,779	28,759	31,630	45,062	51,645
<b>OFFICE SUPPLIES - SMALL EQUIP.</b>		-	-	-	-	518	7,622	7,631
<b>OFFICE TRAVEL</b>	24,441	45,000	41,000	32,263	56,589	40,242	46,644	61,561
<b>PAYROLL EXPENSES</b>		-	-	-	-	1	543	4,856

**C.I.F. SOUTHERN SECTION**

**Budget Proposal**

2020 - 2021

1	2	3	4	5	6	7	8
19-20 To Date	19-20 Budget	2020-21	2018-19	2017-18	2016-17	2015-16	2014-15

Expense (continued)

**PAYROLL TAXES**

CALPERS (Tier I, II & III)

243,511 445,066 489,897 388,036 340,832 313,390 285,727 233,721

FICA - SOCIAL SECURITY

43,447 99,462 103,220 95,007 92,363 90,885 92,195 88,288

FICA - MEDICARE

13,213 26,795 27,382 25,599 24,332 24,866 24,226 22,917

**Total PAYROLL TAXES**

300,172 571,323 620,499 508,642 457,526 429,141 402,148 344,926

**POSTAGE**

10,550 12,500 14,000 13,575 11,878 14,568 20,641 15,499

**PRESS/MEDIA**

8,416 8,000 10,000 8,994 7,551 8,340 4,740 5,954

**PRINTING/DUPLICATING**

12,249 29,000 20,000 27,438 32,745 37,599 39,288 34,946

**PROFESSIONAL GROWTH**

360 750 750 720 720 720 720 300

**PROGRAM EXPENSE**

474 100 500 474 62 50,010 53,313 47,471

**PUBLICATIONS EXPENSE**

25,152 24,500 25,500 25,234 23,170 25,314 25,787 26,408

**PUBLICATIONS WASTE**

3,900 4,200 4,113 4,684 3,317 3,797 6,249

SALARIES (Regular, commission & overtime)

895,979 1,847,966 1,888,512 1,736,304 1,700,765 1,714,246 1,681,683 1,573,312

SALES/USE TAX EXPENSE

551 1,750 1,600 1,411 1,485 1,756 1,965 425

SECRETARIAL/ADMIN. ASSISTANCE

300 300 158 242 508 3,345

SPECIAL EVENTS (HOF-DS, Ath Ad Summit)

66,829 62,000 69,000 59,764 61,251 69,282 56,131 5,352

SUPPORT/MARKETING EXPENSE

17,639 175,000 177,000 170,130 190,278 180,881 106,444 71,012

TAXES (Property)

1,573 2,800 2,300 1,777 2,650 1,160 3,630 2,265

TICKETS

300 200 145 24,805 28,197 32,715

TV TO SCHOOLS

66,000 69,000 129,500 117,100 121,700 128,390 130,720

UTILITIES

7,190 18,700 18,900 18,741 18,366 18,530 15,530 22,579

CHAMPIONS FOR CHARACTER EXP

33,443 63,000 67,000 53,162 62,544 52,119 45,874 45,472

WEBSITE TECHNOLOGY

38,856 57,000 61,000 57,133 60,097 74,489 63,760 52,532

**Total Expense**

2,113,925 4,620,595 4,766,000 4,422,272 4,413,155 4,680,550 4,456,537 4,650,333

**Net Income/Loss**

877,542 0.00 0.00 49,703 115,797 103,960 290,552 42,828



**C.I.F. SOUTHERN SECTION**  
**Fall 2019 Sports Revenue Report**  
**January 18, 2020**

	<b>Tickets Sold 2018-19</b>	<b>Tickets Sold 2019-20</b>	<b>Revenue 2018-19</b>	<b>Revenue 2019-20</b>	<b>Budget 2019-20</b>	<b>+ / - To Budget</b>
<b>CROSS COUNTRY</b>						
Prelims	5,375	5,429	\$ 39,459.00	\$ 48,243.00		
Finals	4,632	5,086	\$ 40,696.00	\$ 44,134.00		
Parking & Heat Sheets			\$ 13,117.00	\$ 13,290.00		
	10,007	10,515	\$ 93,272.00	\$ 105,667.00	\$ 99,000.00	\$ 6,667.00
<b>G VOLLEYBALL</b>						
Wild Card	1,284	1,260	\$ 1,463.25	\$ 1,129.41		
First Round	12,966	13,768	\$ 21,712.34	\$ 23,498.05		
Second Round	6,603	7,175	\$ 9,803.33	\$ 11,731.58		
Quarter Finals	5,771	5,886	\$ 12,925.26	\$ 12,817.82		
Semi-Finals	3,484	4,173	\$ 9,016.72	\$ 12,103.64		
Finals	4,423	5,313	\$ 37,884.00	\$ 45,787.00		
	34,531	37,575	\$ 92,804.90	\$ 107,067.50	\$ 104,520.00	\$ 2,547.50
<b>B WATER POLO</b>						
Finals	2,864	3,579	\$ 22,401.00	\$ 28,290.00	\$ 23,000.00	\$ 5,290.00
<b>FOOTBALL</b>						
First Round	78,607	87,506	\$ 186,242.73	\$ 241,308.34		
Quarter Finals	52,394	62,429	\$ 145,895.86	\$ 177,331.85		
Semi-Finals	34,893	37,558	\$ 108,157.10	\$ 117,852.65		
Finals	34,415	41,949	\$ 217,929.43	\$ 262,872.09		
Finals Parking			\$ 16,060.00	\$ 15,750.00		
Press Lunch Sponsor			\$ 7,998.93	\$ 7,998.93		
State Regionals			\$ 40,779.00			
	200,309	229,442	\$ 723,063.05	\$ 823,113.86	\$ 709,000.00	\$ 114,113.86
<b>G GOLF</b>						
Tournaments			\$ 31,800.00	\$ 35,805.00	\$ 35,550.00	\$ 255.00
	<b>247,711</b>	<b>281,111</b>	<b>\$ 963,341</b>	<b>\$ 1,099,943</b>	<b>\$ 971,070</b>	<b>\$ 128,873</b>

*Reports still outstanding*

**FALL NOTES**

	<b>2018</b>	<b>2019</b>
Online Tickets Sold	16,168	24,073
\$0.40 per ticket share	\$ 6,467.20	\$ 9,629.20

Prepared by:  
MITCH CARTY, Chief Financial Officer

## SOCIAL MEDIA REPORT

### 2019 FALL SUMMARY

FALL SUMMARY			
BENCHMARK	AUG-DEC	AUG	DEC
Engagement Rate	5.22%	5.28%	4.51%
Follower Growth	9,349	382	2,451
Reach	2,155,862	258,468	595,525
Impressions	10,428,559	1,135,155	1,674,006
Top Performing Platform	Twitter	Twitter	Twitter

### NOTES

- **POSTS:** 910
  - Twitter: 265
  - IG Stories: 259
  - IG Feed: 123
  - Facebook: 263
- **Snapchat:** Originally Cross Country ranked as 3rd best SC filter at 109K views but that changed after D1FB
  - 294k- IMG v. Mater Dei '18
  - 215k- D1FB '18
  - 139K- D1FB '19

### 2019 FALL PLAYOFFS

TOTAL-NOVEMBER ('19)		
BENCHMARK	5/1-11/30	THIS MONTH
Engagement Rate	5.02%	7.31%
Follower Growth	12,228	4,838
Reach	2,507,401	965,880
Impressions	18,733,834	7,164,237
Top Performing Platform	Twitter	Twitter

### NOTES

- **ER:** Usually 3-5%
- **FG:** Usually 1500
- **REACH:** Included Fall Pairingsday, selection show, & playoff abnormalities

\*only includes up to Friday football games & numbers; Saturday & Sunday were 12/1 & 12/2

### 2018 FALL PLAYOFFS

TOTAL-NOVEMBER ('18)		
BENCHMARK	5/1-11/30	THIS MONTH
Engagement Rate	5.68%	6.09%
Follower Growth	7,253	2,934
Reach	1,927,843	774,496
Impressions	12,422,622	4,238,714
Top Performing Platform	Twitter	Twitter

### NOTES

(listed for comparisson)



**C. I. F. SOUTHERN SECTION**  
**Treasurer's Report**  
Executive Committee Meeting  
January 18, 2020

**I. WRAPPING UP 2018-19**

- A. Revenue = \$4,536,105 (down \$56,441 to fiscal 17-18)
- B. Expenses = \$4,486,402 (up \$9,652 to fiscal 17-18)
- C. Net Profit = \$49,703
- D. Harrington Group audit complete, tax return pending

**II. FINANCIAL POSITION (1<sup>st</sup> two quarters of fiscal 2019-20)**

- A. Revenue       \$2,783,714 (up \$447,015 to prior year)
- B. Expenses     \$1,989,375 (up \$33,043 to prior year)
- C. Net           **\$794,339 (up \$431,992 to prior year)**

**III. CALPERS LONG TERM LIABILITY**

- A. Tier 1 = 60.7% funded (long term liability / market value of assets)
- B. Tier 2 = 83.4% funded (long term liability / market value of assets)
- C. Tier 3 = 93.4% funded (long term liability / market value of assets)
- D. Plan is to continue to make regular deposits (from retained earnings) to CIF-SS independent long-term investment account with Cetera vs. direct payments to CalPERS

**IV. MEMBERSHIP SPORTS FEES 2019-20 (due annually on October 1)**

- A. 566 total Member schools
  - 1. 561 paid (99.1%)
  - 2. 5 unpaid (0.9%)
    - i. Help Group West
    - ii. Littlerock
    - iii. Santa Clara
    - iv. Waldorf OC
    - v. Jack Weaver

ALPHA CUT	TOTAL SCHOOLS	PAID	%
A – D (Rainer & Kristine T.)	144	144	100%
E – L (Mike & Lisa)	132	130	98.5%
M – R (Kristine P. & Brenda)	136	136	100%
S – Z (Rich & Susan)	154	151	98%
	<b>566</b>	<b>561</b>	<b>99.1%</b>

**NEW CHAMPIONS CROWNED...**

Rainer & Kristine T. "Race for the Dues" Champs 2019-20

Prepared by:  
*MITCH CARTY, Chief Financial Officer*

**CALIFORNIA INTERSCHOLASTIC FEDERATION**

CIF STATE OFFICE • 4658 DUCKHORN DRIVE • SACRAMENTO, CA 95834 • (916) 239-4477 • CIFSTATE.ORG

**To: Federated Council****Date: March 4, 2020****Re: Proposed Budget for 2020-2021****Proposal Originated: Executive Committee****Proposal Reviewed**

01/30/2020 Executive Committee  
 01/31/2020 Economic Viability Committee  
 01/31/2020 Federated Council  
 03/12/2020 – Executive Committee  
 04/03/2020 Federated Council

**Proposal Recommendation**

Pending  
 Pending  
 First Reading  
 Action  
 Action

**Type: Financial**

**Proposal Summary:** The 2020-2021 proposed budget projects income of \$6,473,035 and expenses at \$6,402,377. The budget includes a 2% COLA for staff. Additional information including details of the proposed changes can be found in the 2020-2021 proposed budget notes page.

# CALIFORNIA INTERSCHOLASTIC FEDERATION

## 2020-2021 Budget Workbook



CIF STATE OFFICE  
4658 Duckhorn Drive  
Sacramento, CA 95834  
[www.cifstate.org](http://www.cifstate.org)



### Vision Statement

Athletic competition is an integral part of the high school experience. CIF is uniquely positioned to foster student growth in values and ethics. CIF's ideal of "Pursuing Victory with Honor<sub>sm</sub>," provides the opportunity to dramatically influence the actions of the athletic community. CIF strives to strengthen the integrity of students and adults across the state by promoting the concepts of sportsmanship, honesty and quality academics. These priorities advance the highest principles of character -- trustworthiness, respect, responsibility, fairness, caring and good citizenship.

### Mission Statement

The CIF governs interscholastic athletics, promoting equity, quality, character and academic development.

**Equity** - Equal opportunity without regard to race, gender, ethnicity, and disability within all aspects of the athletic program for students, personnel, schools and governance.

**Quality** - Training, education and commitment of coaches, officials, administrators and parents to improve the quality of athletic programs.

**Character** - Trustworthiness, respect, responsibility, fairness, caring and good citizenship.

**Academic Development** - Commitment to encourage academic growth is a high priority.

**2019–2020**  
**FEDERATED COUNCIL MEMBERS**

**Officers**

**CIF President**

James Perry, California Assoc. for Health, P.E., Recreation & Dance

**CIF President-Elect**

Monica Colunga, Principal, Irvine High School

**CIF Past President**

Amy McNamara, Assoc. Superintendent HR, Acalanes U.H.S.D.

**Executive Committee**

Nancy Acerrio, Athletic Director, Hilltop High School

John Becker, Exec. Dir Student Engagement, Roseville Joint U.H.S.D.

Marty Bitter, Director of Athletics, Madera U.S.D.

Dave Grissom, Principal, Mountain View High School

Cris Oseguera, Principal, Hamilton High School

Tina Tamura, Athletic Director, Santee Education Complex

**Federated Council**

Nancy Acerrio, Athletic Director, Hilltop High School  
Catherine Arenson, Asst. Principal, Balboa High School  
Jean Ashen, California State Athletic Directors Association  
Natalie Ayres, Athletic Administrator, Pacific Bay Christian School  
Terry Barnum, California Assoc. of Private School Organizations  
John Becker, ED, Student Engagement, Roseville Joint U.H.S.D.  
Marty Bitter, Director of Athletics, Madera U.S.D.  
Martha Brazil, Principal, Oak Grove High School  
Dave Brown, California Department of Education  
Andrea Bustamante, ED, Comm. Schools Partnership, O.U.S.D.  
Kristie Christiansen, Athletic Director, Eureka H.S.  
Lori Ann Donnell, Assistant Principal, Woodcreek High School  
Maureen Ferrel, Calif. Assoc. for Health, P.E., Rec. & Dance  
Chris Fore, California Coaches Association  
Sandy Gahring, California State Athletic Directors Association  
Scott Giusti, Director, San Diego U.S.D.,  
Timothy Glover, Superintendent, Grossmont U.H.S.D.  
Dave Grissom, Principal, Mountain View High School  
Paula Hart Rodas, Principal, Lawndale H.S.  
Jumoke Hinton-Hodge, O.U.S.D. Board of Education Director  
Doug Kaelin, Superintendent, Biggs U.S.D.  
Nancy Kelly, Superintendent, Upland U.S.D.  
Emmet Koerperich, Principal, West Valley High School

Gino Kwok, California School Boards Association  
Neil La Sala, Instructor/Athletic Director, Belmont High School  
Neezer McNab, Assistant Principal, Taft High School  
Geniel Moon, California Association of Directors of Activities  
Diana Nalbandian-Hatton, Athletic Director, Tulare Union H.S.  
John Nazar, Association of School Administrators  
Marybeth Ortiz, California Assoc. of Private School Organizations  
Cris Oseguera, Principal, Hamilton High School  
Carter Paysinger, Executive Director, St. Bernard High School  
Alan Peterson, Superintendent, Merced U.H.S.D.  
Rianna Pfaltzgraff, Athletic Director, Concord High School  
Dave Reid, California State Athletic Directors Association  
Susan Saunders, Principal, George Washington High School  
Matt Sozinho, Athletic Director, Redwood High School  
Dan Stepenosky, Superintendent's Liaison Committee  
Kevin Swartwood, Principal, Golden Valley High School  
Tina Tamura, Athletic Director, Santee Education Complex  
Nancy Thomas, California School Boards Association  
Mary Jo Truesdale, California Coaches Association  
Eric Volta, Superintendent, Liberty U.H.S.D.  
Mike West, Principal, M.L. King High School  
Kim Wheeler, Coach, Red Bluff High School  
Jerome Wiggins, Under-represented Representative, NCS

# Overview

## **CIF State Overview 2020-2021**

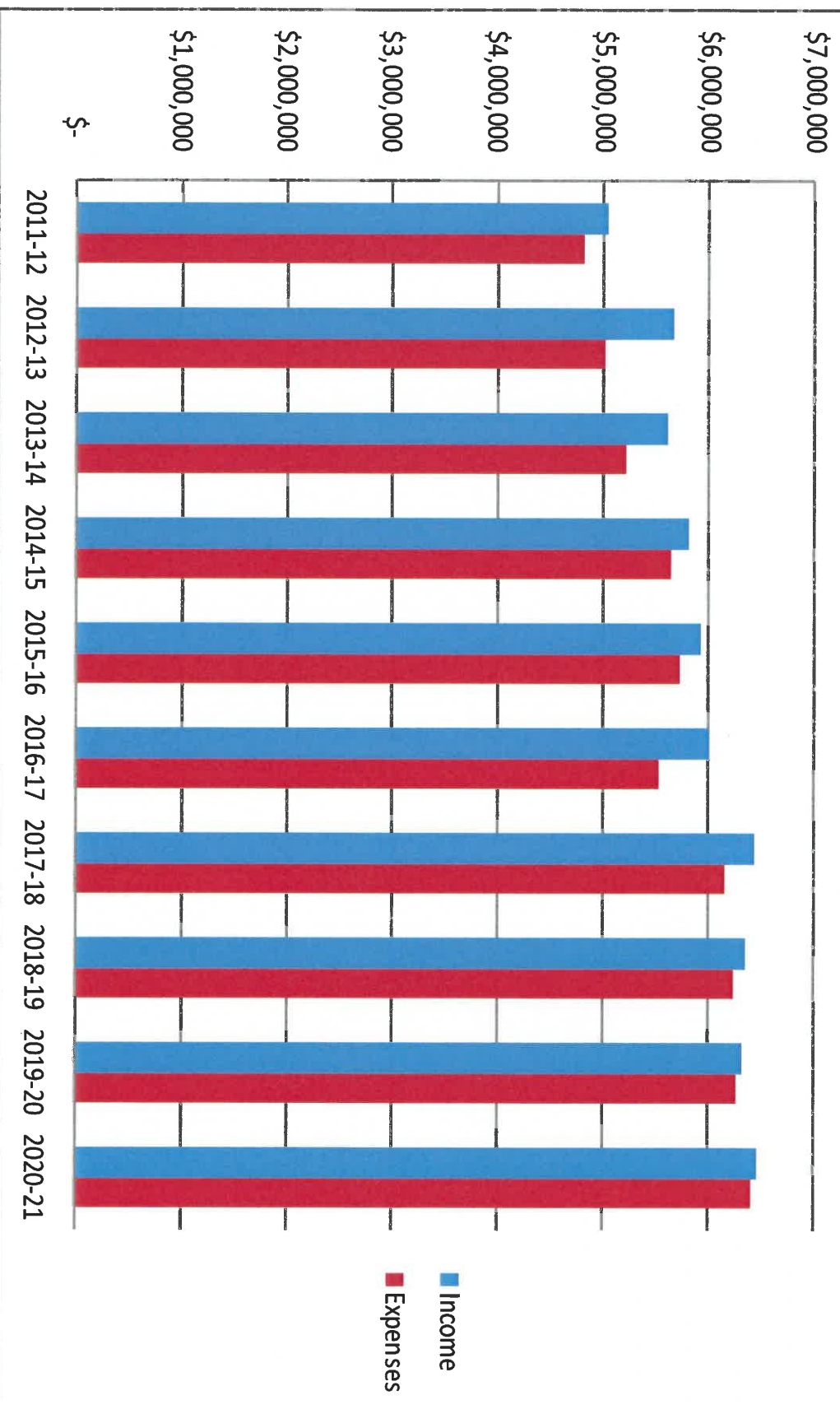
The charts contained in the following pages summarize our income and expenses over the past ten years in the certain categories; overall income and expenses, regional and state championships, legal and liability income as well as legal and insurance expenses.

Over the last ten years, our income has gradually increased to over 6 million dollars. The main factor that has led to that increase is our corporate sponsorships and in the last several years our statewide contract with Outfront Media Sports.

Our legal, liability and insurance costs continue to rise each year. As per our bylaws, we should be charging our schools a year in arrears on what was actually spent in legal, liability and insurance. For years, we have been supplementing those expenses with championship or marketing revenue to pay for the increasing legal and insurance costs. This proposed budget includes the final increase in legal assessment that was passed back in 2016 to raise the assessment \$.05 each year for five years. By doing so, we have been able to close the gap on what we are actually spending in legal, liability and insurance costs and what we are billing our member schools.

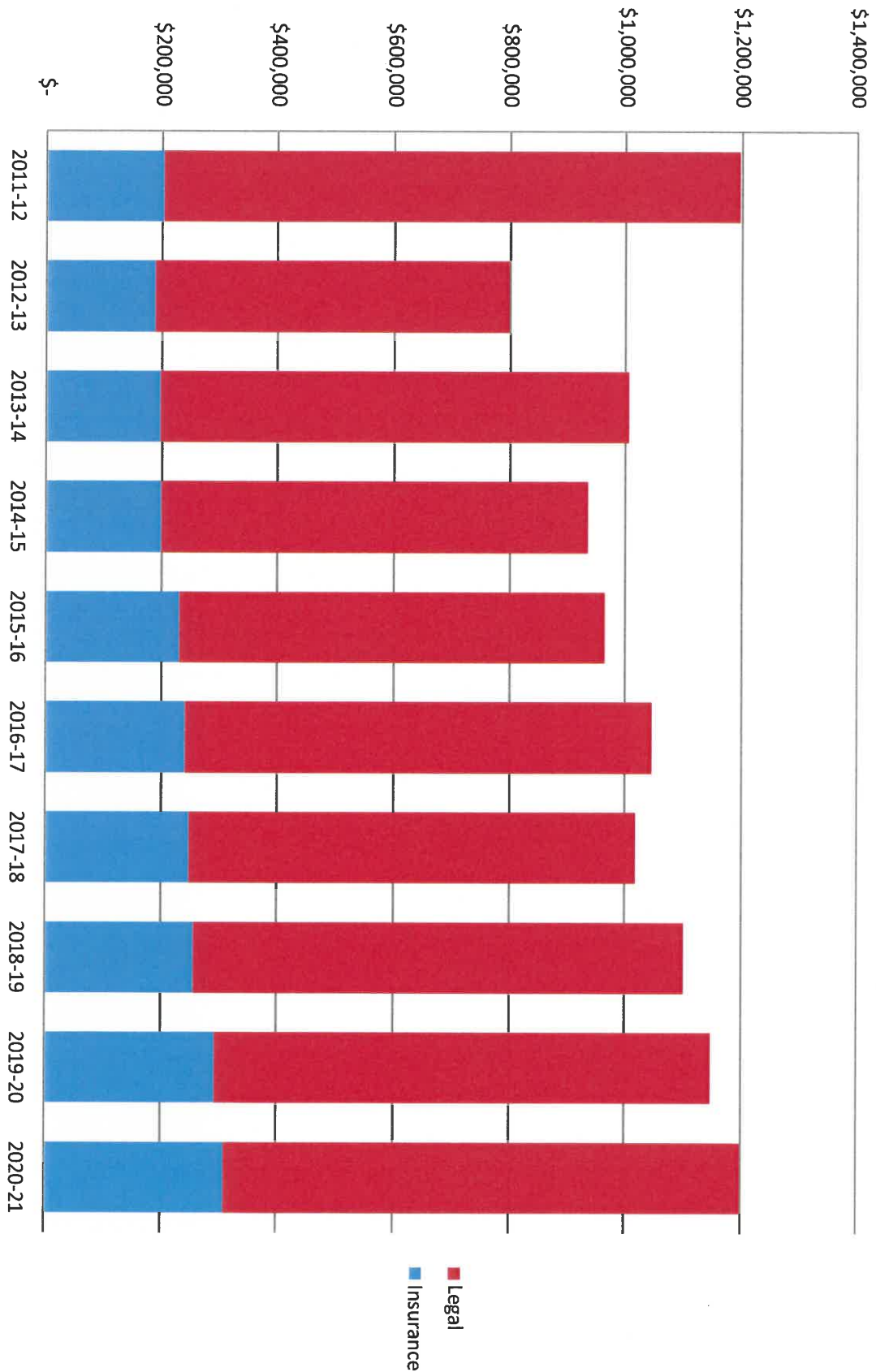
Championship events continue to stay steady for the organization in regard to income. At the regional and state level, match ups, weather and travel impact the bottom line.

## Total Income vs Expenses 2011-2021

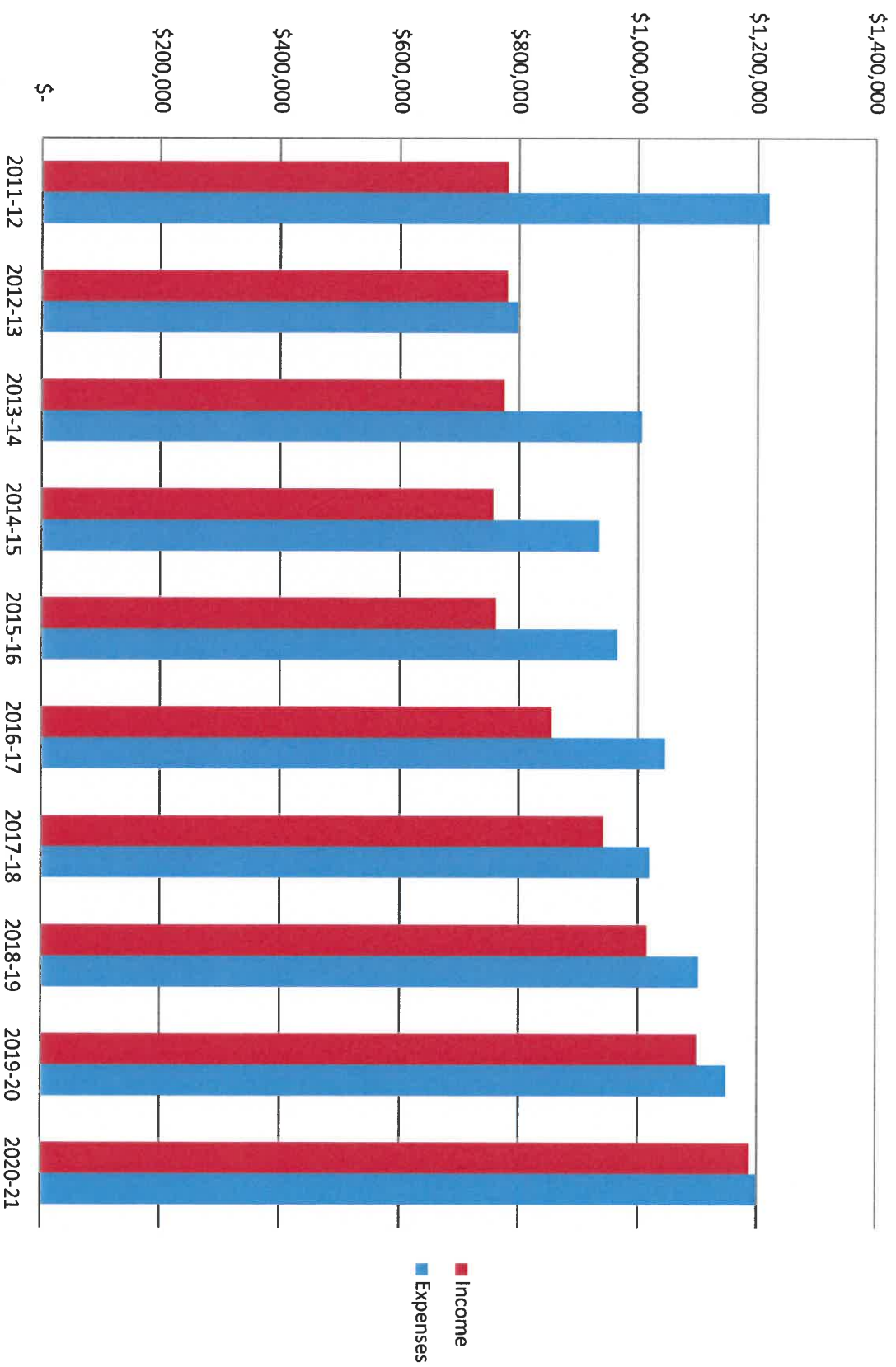




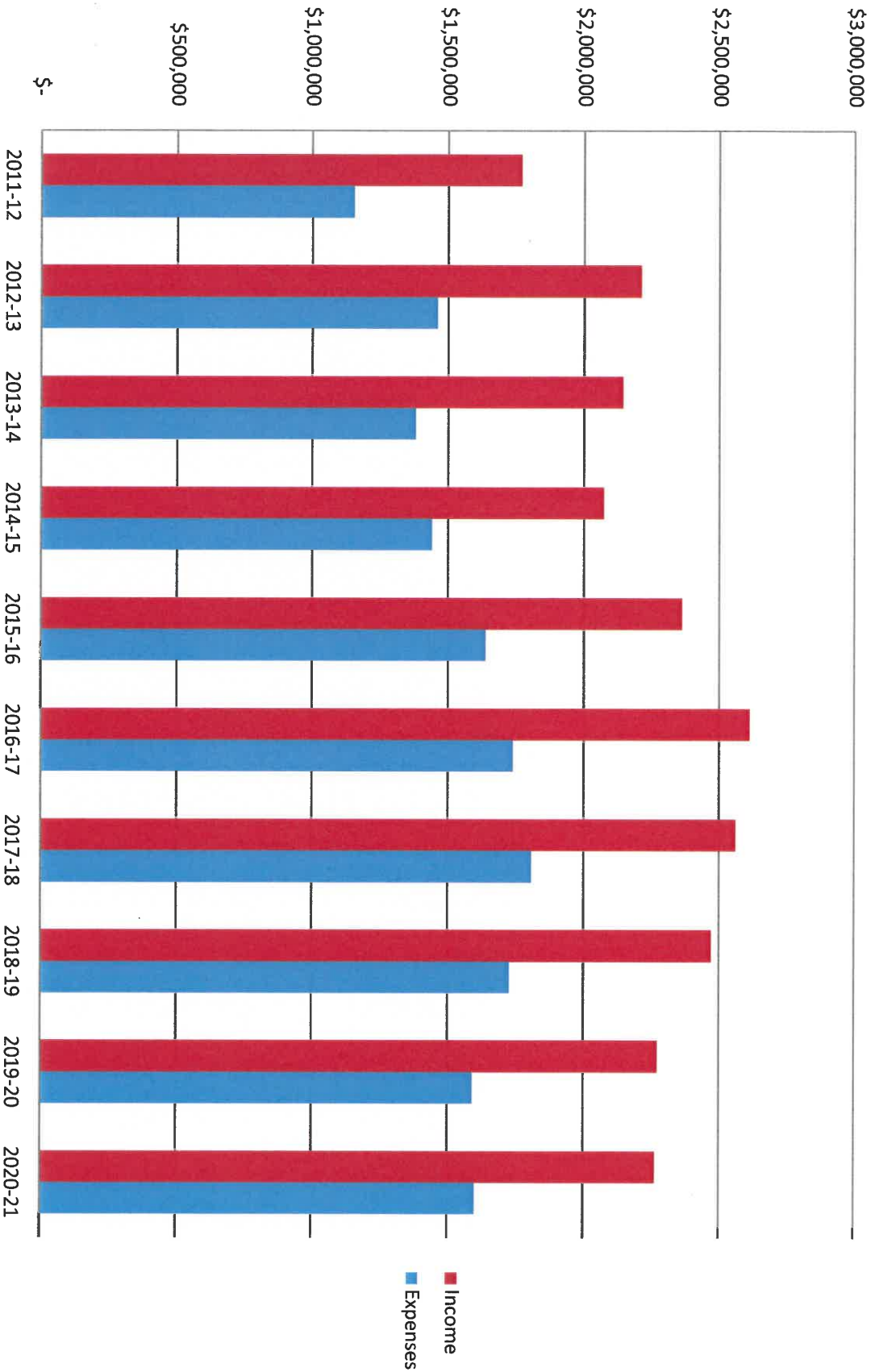
## Insurance and Legal Expenses 2011-2021



## 2011-2021 Insurance & Legal Income vs Expenses



## Reg/State Championship Income vs Expenses



# **Proposed Budget**

## **Proposed Budget Summary 2020-2021**

This proposed budget for your consideration recommends changes in income and expenses in several categories based upon past year's experiences, changes in marketing dollars due to contracts, a projected 10% increase in PERS contributions, and step only increases for qualified staff. The budget indicates an end of the year surplus of over \$70,000 and the recommended changes are detailed in the budget notes.

### **Income Overview**

Income projections are based using a conservative approach forecasting an increase (2.6%) in revenue streams to the organization, from \$6.31 million to \$6.47 million. Keeping consistent with past practice, the projected figures are based on conservative income numbers.

The major sources of income for the CIF are 1) championship events (35%), 2) marketing and corporate support (35%) and 3) legal assessment to schools (18%).

### **Expenses Overview**

Expenses to the organization are projected to increase (2%) based on the figures in the proposed budget, from \$6.27 million to \$6.40 million. Our projected expenses show increases in championship events, in governance for rising meeting and travel costs, for outside legal counsel and investigative costs, and for PERS contribution.

The major expenses of the organization are 1) championship events (25%) with the vast majority of those funds being returned to schools to reimburse expenses for team travel and hosting fees, 2) marketing (21%) with most of these funds given directly to CIF Sections for their distribution share in state-wide marketing income, 3) salary and benefits for employees and retirees (21%), and 4) legal, liability and insurance costs (19%).

# 2020-2021 PROPOSED BUDGET NOTES

## As of December 13, 2019

### Championships

Line 4 – Volleyball	Increase expenses based on prior years' experience (\$5,000)
Line 7 – Basketball	Decrease income based on prior years' experience (\$40,000)
	Increase expenses based on prior years' experience (\$5,000)
Line 8 – Track	Decrease income based on prior years' experience (\$10,000)
Line 8A – Soccer	Increase income based on prior years' experience (\$35,000)
Line 8E – Cheer	Added new event and projected income (\$13,000)
	Added new event and projected expenses (\$13,000)
Line 9 – Wrestling Venue	Increase income due to increased stipend at facility (\$8,500)

### Marketing

Line 21 – Sponsorships	Increase income based on marketing partnership with OMS (\$33,964)
	Increase expenses based on marketing partnerships and contracts (\$13,058)
Line 25 – Broadcast Rights St	Increase income based on contract increase (\$30,109)

### Legal & Liability

Line 31 – Legal Outside Counsel	Increase expenses based on prior years' experience (\$10,000)
Line 31 – Legal - Investigation	Increase expenses based on prior years' experience (\$25,000)
Line 37 – Insurance Premium	Increase expenses based on projected 6% insurance increase (\$16,500)
Line 39 – Assessment	Increase income based on prior Executive Committee approved \$.05 increase in legal assessment (\$90,000)
	Year 5 of 5

### Operating Cost

Line 44 – Employee Benefits	Increase expenses based on projected PERS contribution (\$11,584)
-----------------------------	---

### Governance & NFHS

Line 70 – Federated Council	Increase expenses based on prior years expenses and increasing travel costs (\$10,000)
Line 71 – Executive Comm.	Increase expenses based on prior years expenses and increasing travel costs (\$10,000)
Line 72 – Commissioners	Increase expenses based on prior years expenses and increasing travel costs (\$5,000)
Line 73 – Other Governance	Increase expenses based on prior years expenses and increasing travel costs (\$5,000)

GP	2018-19	2018-19	2018-19	2018-19	2019-20	2019-20	2019-20	2020-21	2020-21	2020-21			
	BUDGET INCOME	YTD INCOME	BUDGET EXPENSE	YTD EXPENSE	BUDGET INCOME	YTD INCOME	BUDGET EXPENSE	YTD EXPENSE	BUDGET INCOME	YTD INCOME	BUDGET EXPENSE	YTD EXPENSE	
Championships	\$ 2,257,500	2,471,055	\$ (1,576,000)	(1,726,706)	\$ 2,257,500	803,421	\$ (1,576,000)	(690,450)	\$ 2,264,000		\$ (1,599,000)		Championships
						38%		44%					
Educational Programs	\$ 225,000	239,323	\$ (74,000)	(52,640)	\$ 225,000	104,352	\$ (74,000)	(4,038)	\$ 225,000		\$ (74,000)		Educational Programs
Interest Income	\$ 5,000	1,042	\$ (5,000)	(25,084)	\$ 5,000	349	\$ (5,000)	(6,162)	\$ 5,000		\$ (5,000)		Interest Income
Marketing	\$ 2,098,762	2,179,995	\$ (1,230,000)	(1,338,991)	\$ 2,165,962	\$ 1,101,156	\$ (1,284,750)	(540,171)	\$ 2,230,035		\$ (1,297,808)		Marketing
						51%		42%					
Dues Income (96% of prior yr.)	\$ 405,000	425,450	\$ -	0	\$ 405,000	407,826	\$ -	0	\$ 405,000		\$ -		Dues Income (96% of prior yr.)
Interest Pd. on Past Due	\$ -		\$ -	-	\$ -	-	\$ -	-	\$ -		\$ -		Interest Pd. on Past Due
Legal and Liability	\$ 1,015,000	1,021,693	\$ (1,105,773)	(1,100,982)	\$ 1,105,000	1,103,640	\$ (1,147,658)	(621,473)	\$ 1,195,000		\$ (1,199,158)		Legal and Liability
						100%							
Operating Costs	\$ 149,000		\$ (1,826,956)	(1,593,889)	\$ 149,000		\$ (1,913,127)	(725,797)	\$ 149,000		\$ (1,924,711)		Operating Costs
Programs: Off/In/Rules/Awards & Scholar's/tax	\$ -		\$ (37,000)	(85,759)	\$ -	-	\$ (37,000)	(10,337)	\$ -		\$ (37,000)		Programs: Off/In/Rules/Awards & Scholar's/tax
Governance & NFHS	\$ -		\$ (213,700)	(317,825)	\$ -	-	\$ (235,700)	(89,463)	\$ -		\$ (265,700)		Governance & NFHS
Totals	\$ 6,155,262	\$ 6,338,558	\$ (6,068,429)	(6,241,876)	\$ 6,312,462	\$ 3,520,746	\$ (6,273,235)	(2,687,890)	\$ 6,473,035	\$ -	\$ (6,402,377)	\$ -	Totals

58%

43%



**2019 - 2020 YTD BUDGET**  
as of  
January 10, 2020

CLP	2018-19	2018-19	2018-19	2018-19	2019-20	2019-20	2019-20	2019-20	2020-21	2020-21	2020-21	2020-21
	BUDGET INCOME	YTD INCOME	BUDGET EXPENSE	YTD EXPENSES	BUDGET INCOME	YTD INCOME	BUDGET EXPENSE	YTD EXPENSES	BUDGET INCOME	YTD INCOME	BUDGET EXPENSE	YTD EXPENSES
<b>Championships</b>												
1 Golf	\$ -	\$ -	\$ (21,000)	\$ (18,905)	\$ -	\$ -	\$ (21,000)	\$ (21,696)	\$ -	\$ -	\$ (21,000)	\$ -
2 Tennis	\$ -	\$ -	\$ (8,000)	\$ (13,427)	\$ -	\$ -	\$ (8,000)	\$ (6,382)	\$ -	\$ -	\$ (8,000)	\$ -
3 Cross Country	\$ 40,000	\$ 45,027	\$ (43,000)	\$ (45,627)	\$ 40,000	\$ 46,364	\$ (43,000)	\$ (46,945)	\$ 40,000	\$ -	\$ (43,000)	\$ -
4 Volleyball	\$ 200,000	\$ 212,782	\$ (140,000)	\$ (162,251)	\$ 200,000	\$ 176,159	\$ (140,000)	\$ (149,259)	\$ 200,000	\$ (145,000)	\$ (145,000)	\$ -
4A B Volleyball	\$ 45,000	\$ 61,904	\$ (30,000)	\$ (18,032)	\$ 45,000	\$ -	\$ (30,000)	\$ (889)	\$ 45,000	\$ -	\$ (30,000)	\$ -
5 Football	\$ 460,000	\$ 583,199	\$ (480,000)	\$ (598,750)	\$ 460,000	\$ 516,862	\$ (480,000)	\$ (388,409)	\$ 460,000	\$ -	\$ (480,000)	\$ -
6 Wrestling	\$ 225,000	\$ 262,261	\$ (160,000)	\$ (188,437)	\$ 225,000	\$ -	\$ (160,000)	\$ (6,802)	\$ 225,000	\$ -	\$ (160,000)	\$ -
7 Basketball	\$ 890,000	\$ 832,956	\$ (500,000)	\$ (498,511)	\$ 890,000	\$ -	\$ (500,000)	\$ (20,311)	\$ 890,000	\$ -	\$ (500,000)	\$ -
8 Track	\$ 92,000	\$ 73,000	\$ (45,000)	\$ (43,853)	\$ 92,000	\$ -	\$ (45,000)	\$ (2,222)	\$ 82,000	\$ -	\$ (45,000)	\$ -
8A Soccer	\$ 140,000	\$ 220,286	\$ (95,000)	\$ (78,741)	\$ 140,000	\$ -	\$ (95,000)	\$ (7,008)	\$ 175,000	\$ -	\$ (95,000)	\$ -
8B Swimming & Diving	\$ 20,000	\$ 17,104	\$ (30,000)	\$ (33,535)	\$ 20,000	\$ -	\$ (30,000)	\$ (2,453)	\$ 20,000	\$ -	\$ (30,000)	\$ -
8C Badminton	\$ 5,000	\$ 2,125	\$ (6,000)	\$ (5,118)	\$ 5,000	\$ -	\$ (6,000)	\$ (618)	\$ 5,000	\$ -	\$ (6,000)	\$ -
8D Water Polo	\$ 11,500	\$ 19,812	\$ (18,000)	\$ (21,420)	\$ 11,500	\$ 43,936	\$ (18,000)	\$ (37,456)	\$ 11,500	\$ -	\$ (18,000)	\$ -
8E									\$ 13,000	\$ -	\$ (13,000)	\$ -
<b>Venue Contracts</b>												
9 Wrestling Venue	\$ 79,000	\$ 87,500	\$ -	\$ -	\$ 79,000	\$ -	\$ -	\$ -	\$ 87,500	\$ -	\$ -	\$ -
10A Cross Country Venue	\$ 20,000	\$ 20,100	\$ -	\$ -	\$ 20,000	\$ 20,100	\$ -	\$ -	\$ 20,000	\$ -	\$ -	\$ -
10B Basketball Venue	\$ -	\$ 3,000	\$ -	\$ -	\$ -	\$ -	\$ -	\$ -	\$ -	\$ -	\$ -	\$ -
10C Track Venue	\$ 15,000	\$ 15,000	\$ -	\$ -	\$ 15,000	\$ -	\$ -	\$ -	\$ 15,000	\$ -	\$ -	\$ -
10D Swimming & Diving Venue	\$ 15,000	\$ 15,000	\$ -	\$ -	\$ 15,000	\$ -	\$ -	\$ -	\$ 15,000	\$ -	\$ -	\$ -
10E Football Venue												
<b>Sub Total - Championship Events</b>	<b>\$ 2,257,500</b>	<b>\$ 2,471,056</b>	<b>\$ (1,576,000)</b>	<b>\$ (1,726,707)</b>	<b>\$ 2,257,500</b>	<b>\$ 803,421</b>	<b>\$ (1,576,000)</b>	<b>\$ (690,450)</b>	<b>\$ 2,264,000</b>	<b>\$ -</b>	<b>\$ (1,599,000)</b>	<b>\$ -</b>
<b>Educational Programs</b>												
11 Coaching Education	\$ 210,000	\$ 228,971	\$ (25,000)	\$ (7,285)	\$ 210,000	\$ 104,040	\$ (25,000)	\$ (1,768)	\$ 210,000	\$ -	\$ (25,000)	\$ -
12 Coaching Education - Leadership Training	\$ -	\$ -	\$ -	\$ -	\$ -	\$ -	\$ -	\$ -	\$ -	\$ -	\$ -	\$ -
13 Coaching Education - Legal & Liability	\$ -	\$ -	\$ -	\$ -	\$ -	\$ -	\$ -	\$ -	\$ -	\$ -	\$ -	\$ -
14 NIAAA Training	\$ 15,000	\$ 10,352	\$ (10,000)	\$ (8,026)	\$ 15,000	\$ 312	\$ (10,000)	\$ -	\$ 15,000	\$ -	\$ (10,000)	\$ -
15 Parents Education Program	\$ -	\$ -	\$ (4,000)	\$ -	\$ -	\$ -	\$ (4,000)	\$ -	\$ -	\$ -	\$ (4,000)	\$ -
16 PVH Seminars	\$ -	\$ -	\$ -	\$ -	\$ -	\$ -	\$ -	\$ -	\$ -	\$ -	\$ -	\$ -
17 CE - Travel & Misc. Expenses	\$ 225,000	\$ 239,323	\$ (74,000)	\$ (52,539)	\$ 225,000	\$ 104,352	\$ (74,000)	\$ (4,038)	\$ 225,000	\$ -	\$ (74,000)	\$ -
<b>Interest Income</b>												
19 Investment Income	\$ -	\$ -	\$ -	\$ (23,364)	\$ -	\$ -	\$ -	\$ (5,995)	\$ -	\$ -	\$ -	\$ -
<b>Interest Income</b>	<b>\$ 5,000</b>	<b>\$ 1,042</b>	<b>\$ (5,000)</b>	<b>\$ (1,720)</b>	<b>\$ 5,000</b>	<b>\$ 349</b>	<b>\$ (5,000)</b>	<b>\$ (6,162)</b>	<b>\$ 5,000</b>	<b>\$ -</b>	<b>\$ (5,000)</b>	<b>\$ -</b>
<b>Sub Total Interest Income</b>	<b>\$ 5,000</b>	<b>\$ 1,042</b>	<b>\$ (5,000)</b>	<b>\$ (25,084)</b>	<b>\$ 5,000</b>	<b>\$ 349</b>	<b>\$ (5,000)</b>	<b>\$ (6,162)</b>	<b>\$ 5,000</b>	<b>\$ -</b>	<b>\$ (5,000)</b>	<b>\$ -</b>
<b>Marketing</b>												
21 Sponsorships (from corporate support)	\$ 1,275,000	\$ 1,295,426	\$ (1,095,000)	\$ (1,257,391)	\$ 1,313,250	\$ 677,000	\$ (1,149,750)	\$ (547,542)	\$ 1,347,214	\$ -	\$ (1,162,809)	\$ -
22 Misc. Marketing	\$ -	\$ -	\$ -	\$ -	\$ -	\$ -	\$ -	\$ -	\$ -	\$ -	\$ -	\$ -
23 Vendor Income from Championships	\$ -	\$ -	\$ -	\$ -	\$ -	\$ -	\$ -	\$ -	\$ -	\$ -	\$ -	\$ -
24 ChemD. Merchandise Contract	\$ 100,000	\$ 157,207	\$ -	\$ -	\$ 100,000	\$ 40,000	\$ -	\$ -	\$ 100,000	\$ -	\$ -	\$ -
25 Broadcast Rights - State	\$ 723,762	\$ 727,362	\$ (135,000)	\$ (81,600)	\$ 732,712	\$ 384,156	\$ (135,000)	\$ 7,371	\$ 782,821	\$ -	\$ (135,000)	\$ -
26 Broadcast Rights - Sections	\$ -	\$ -	\$ -	\$ -	\$ -	\$ -	\$ -	\$ -	\$ -	\$ -	\$ -	\$ -
<b>Sub Total Marketing</b>	<b>\$ 2,098,762</b>	<b>\$ 2,179,995</b>	<b>\$ (1,230,000)</b>	<b>\$ (1,338,991)</b>	<b>\$ 2,165,962</b>	<b>\$ 1,101,156</b>	<b>\$ (1,284,750)</b>	<b>\$ (540,171)</b>	<b>\$ 2,230,035</b>	<b>\$ -</b>	<b>\$ (1,297,809)</b>	<b>\$ -</b>
<b>Dues Income (96% of prior yr.)</b>	<b>\$ 405,000</b>	<b>\$ 425,450</b>			<b>\$ 405,000</b>	<b>\$ 407,826</b>			<b>\$ 405,000</b>			
27a Interest on overdue accounts	\$ -	\$ -	\$ -	\$ -	\$ -	\$ -	\$ -	\$ -	\$ -	\$ -	\$ -	\$ -
28 (Forwarded to sheet 3)	<b>\$ 4,991,262</b>	<b>\$ 5,316,866</b>	<b>\$ (2,885,000)</b>	<b>\$ (3,143,421)</b>	<b>\$ 5,058,482</b>	<b>\$ 2,417,105</b>	<b>\$ (2,939,750)</b>	<b>\$ (1,240,821)</b>	<b>\$ 5,129,035</b>	<b>\$ -</b>	<b>\$ (2,975,809)</b>	<b>\$ -</b>
<b>SUB-TOTAL</b>												



2019 - 2020 YTD BUDGET  
as of  
January 10, 2020

CLP	2018-19 BUDGET INCOME	2018-19 YTD INCOME	2018-19 BUDGET EXPENSE	2018-19 YTD EXPENSES	2019-20 BUDGET INCOME	2019-20 YTD INCOME	2019-20 BUDGET EXPENSE	2019-20 YTD EXPENSES	2020-21 BUDGET INCOME	2020-21 YTD INCOME	2020-21 BUDGET EXPENSE	2020-21 YTD EXPENSES
<b>Legal &amp; Liability</b>												
29		-		-		-		-				
30	General Counsel Expense	\$ -	\$ (400,000)	\$ (273,654)	\$ -	\$ -	\$ (400,000)	\$ (119,976)	\$ -	\$ (400,000)	\$ -	\$ -
31	Legal Expense - Outside Counsel	\$ -	\$ (110,000)	\$ (151,751)	\$ -	\$ -	\$ (130,000)	\$ (65,468)	\$ -	\$ (140,000)	\$ -	\$ -
32	Legal Expense - Investigation	\$ -	\$ (25,000)	\$ (107,314)	\$ -	\$ -	\$ (25,000)	\$ (36,550)	\$ -	\$ (50,000)	\$ -	\$ -
33	Appeal Hearings	\$ 7,000	\$ 6,300	\$ (35,000)	\$ (50,367)	\$ 7,000	\$ 1,950	\$ (35,000)	\$ (13,331)	\$ (35,000)	\$ -	\$ -
34	Salary + benefits (50% of Exec. Dir. & 50% of Admin. Asst. + 100% of Coord.)	\$ -	\$ -	\$ (248,273)	\$ (249,347)	\$ -	\$ -	\$ (256,158)	\$ (108,182)	\$ (256,158)	\$ -	\$ -
35	~ Clerical, office supplies	\$ -	\$ -	\$ (8,000)	\$ (11,491)	\$ -	\$ -	\$ (8,000)	\$ (5,904)	\$ (8,000)	\$ -	\$ -
36	<b>Sub-total: Legal expenses</b>	\$ -	\$ -	\$ (826,273)	\$ (843,925)	\$ -	\$ -	\$ (854,158)	\$ (349,412)	\$ (889,158)	\$ -	\$ -
37	<b>Insurance Premium Expenses</b>	\$ -	\$ -	\$ (279,500)	\$ (257,057)	\$ -	\$ -	\$ (293,500)	\$ (272,061)	\$ (310,000)	\$ -	\$ -
38		\$ -	\$ -	\$ -	\$ -	\$ -	\$ -	\$ -	\$ -	\$ -	\$ -	\$ -
39	<b>Assessment to Schools</b>	\$ 1,008,000	\$ 1,015,393	\$ -	\$ -	\$ 1,098,000	\$ 1,101,690	\$ -	\$ 1,188,000	\$ -	\$ -	\$ -
40	"In Excess" from prior year Applied to Legal & Liability	\$ -	\$ -	\$ -	\$ -	\$ -	\$ -	\$ -	\$ -	\$ -	\$ -	\$ -
41	<b>Sub-total: Legal Defense &amp; Insurance Assessment</b>	\$ 1,015,000	\$ 1,021,693	\$ (1,105,773)	\$ (1,100,982)	\$ 1,105,000	\$ 1,103,640	\$ (1,147,658)	\$ 1,195,000	\$ (1,199,158)	\$ -	\$ -
	<b>Operating Costs</b>											
42	Rent & utilities	\$ -	\$ -	\$ (53,000)	\$ (38,218)	\$ -	\$ -	\$ (53,000)	\$ (17,937)	\$ (53,000)	\$ -	\$ -
43	Salaries for Staff	\$ -	\$ -	\$ (909,998)	\$ (937,403)	\$ -	\$ -	\$ (969,881)	\$ (391,256)	\$ (969,881)	\$ -	\$ -
44	Employee Benefits (PERS + Med + Dental)	\$ -	\$ -	\$ (433,883)	\$ (411,875)	\$ -	\$ -	\$ (460,171)	\$ (167,447)	\$ (471,755)	\$ -	\$ -
45	Other Benefits (Exec. Director's Contract)	\$ -	\$ -	\$ (4,675)	\$ (6,220)	\$ -	\$ -	\$ (4,675)	\$ (6,070)	\$ (4,675)	\$ -	\$ -
46	Retiree's Benefits (Med + Dental)	\$ 149,000	\$ -	\$ (149,000)	\$ -	\$ 149,000	\$ -	\$ (149,000)	\$ (50,030)	\$ (149,000)	\$ -	\$ -
47	Payroll Tax (State Unemployment +ETT)	\$ -	\$ -	\$ (7,000)	\$ (5,458)	\$ -	\$ -	\$ (7,000)	\$ (1,052)	\$ (7,000)	\$ -	\$ -
48	Payroll Tax (FICA + Medicare)	\$ -	\$ -	\$ (60,000)	\$ (48,193)	\$ -	\$ -	\$ (60,000)	\$ (19,536)	\$ (60,000)	\$ -	\$ -
49	Office Supplies / Printing	\$ -	\$ -	\$ (34,000)	\$ (13,582)	\$ -	\$ -	\$ (34,000)	\$ (5,904)	\$ (34,000)	\$ -	\$ -
50	Mailing Postage	\$ -	\$ -	\$ (25,000)	\$ (12,658)	\$ -	\$ -	\$ (25,000)	\$ (8,370)	\$ (25,000)	\$ -	\$ -
51	Legislative Consultation	\$ -	\$ -	\$ (47,000)	\$ (50,219)	\$ -	\$ -	\$ (47,000)	\$ (17,177)	\$ (47,000)	\$ -	\$ -
52	Accounting Costs	\$ -	\$ -	\$ (3,000)	\$ (4,313)	\$ -	\$ -	\$ (3,000)	\$ (888)	\$ (3,000)	\$ -	\$ -
53	Audit	\$ -	\$ -	\$ (21,000)	\$ (14,819)	\$ -	\$ -	\$ (21,000)	\$ (17,248)	\$ (21,000)	\$ -	\$ -
54	Maintenance, Equipment Repairs	\$ -	\$ -	\$ (2,500)	\$ (4,522)	\$ -	\$ -	\$ (2,500)	\$ (3,168)	\$ (2,500)	\$ -	\$ -
55	Computer Equip. Firm. Upgrades	\$ -	\$ -	\$ (12,000)	\$ (1,704)	\$ -	\$ -	\$ (12,000)	\$ (2,766)	\$ (12,000)	\$ -	\$ -
56	Equipment Lease	\$ -	\$ -	\$ (27,900)	\$ (21,934)	\$ -	\$ -	\$ (27,900)	\$ (6,807)	\$ (27,900)	\$ -	\$ -
57	Consultants Fees	\$ -	\$ -	\$ (3,000)	\$ -	\$ -	\$ -	\$ (3,000)	\$ -	\$ (3,000)	\$ -	\$ -
58	Website Maintenance	\$ -	\$ -	\$ (14,500)	\$ (4,161)	\$ -	\$ -	\$ (14,500)	\$ (3,157)	\$ (14,500)	\$ -	\$ -
59	Staff Travel	\$ -	\$ -	\$ (1,500)	\$ -	\$ -	\$ -	\$ (1,500)	\$ -	\$ (1,500)	\$ -	\$ -
60	Telephone Service	\$ -	\$ -	\$ (18,000)	\$ (18,611)	\$ -	\$ -	\$ (18,000)	\$ (6,982)	\$ (18,000)	\$ -	\$ -
61		\$ -	\$ -	\$ -	\$ -	\$ -	\$ -	\$ -	\$ -	\$ -	\$ -	\$ -
	<b>Sub-total: Operating Costs</b>	\$ 149,000	\$ -	\$ (1,826,956)	\$ (1,593,890)	\$ 149,000	\$ 1,103,640	\$ (1,913,127)	\$ 1,344,000	\$ (1,924,711)	\$ -	\$ -
62	<b>Sub-total: Legal Defense &amp; Insurance Assessment</b>	\$ 1,164,000	\$ 1,021,693	\$ (2,392,729)	\$ (2,694,872)	\$ 1,254,000	\$ 1,103,640	\$ (3,060,785)	\$ 1,344,000	\$ (3,123,869)	\$ -	\$ -
	(Forwarded to sheet 3)											

2019 - 2020 YTD BUDGET  
as of  
January 10, 2020

	2018-19	2018-19	2018-19	2018-19	2019-20	2019-20	2019-20	2019-20	2020-21	2020-21	2020-21	2020-21
	BUDGET INCOME	YTD INCOME	BUDGET EXPENSE	YTD EXPENSES	BUDGET INCOME	YTD INCOME	BUDGET EXPENSE	YTD EXPENSES	BUDGET INCOME	YTD INCOME	BUDGET EXPENSE	YTD EXPENSES
<b>Programs</b>												
<b>Improvement in Officialing</b>												
63 Officials Accreditation			\$ -	\$ (423)			\$ (3,000)	\$ -			\$ (3,000)	\$ -
<b>Awards and Recognition Programs</b>												
64 Scholar Athlete	\$ -	\$ -	\$ (10,000)	\$ (40,950)	\$ -	\$ -	\$ (10,000)	\$ -	\$ -	\$ -	\$ (10,000)	\$ -
65 Spirit of Sport	\$ -	\$ -	\$ (8,000)	\$ (38,700)	\$ -	\$ -	\$ (8,000)	\$ (8,605)	\$ -	\$ -	\$ (8,000)	\$ -
66 CJE Coaches Award			\$ (3,000)	\$ -			\$ (3,000)	\$ -			\$ (3,000)	\$ -
<b>Rule Interpreters</b>												
67 Travel expense for Interpreters		\$ -	\$ (4,000)	\$ (5,886)		\$ -	\$ (4,000)	\$ (1,732)			\$ (4,000)	\$ -
<b>Consultation - equity</b>												
68 California Sales Tax Exp. (prior Year's Exp.)	\$ -	\$ -	\$ (5,000)	\$ -	\$ -	\$ -	\$ (5,000)	\$ -	\$ -	\$ -	\$ (5,000)	\$ -
<b>Sub-Total Programs</b>	\$ -	\$ -	\$ (37,000)	\$ (85,759)	\$ -	\$ -	\$ (37,000)	\$ (10,337)	\$ -	\$ -	\$ (37,000)	\$ -
<b>Governance &amp; NFHS</b>												
<b>Governance Meetings</b>												
70 Federated Council	\$ -	\$ -	\$ (75,000)	\$ (123,903)	\$ -	\$ -	\$ (85,000)	\$ (42,016)			\$ (95,000)	\$ -
71 Executive Committee	\$ -	\$ -	\$ (40,000)	\$ (74,854)	\$ -	\$ -	\$ (50,000)	\$ (12,113)			\$ (60,000)	\$ -
72 Section Commissioners	\$ -	\$ -	\$ (28,000)	\$ (50,037)	\$ -	\$ -	\$ (30,000)	\$ (7,913)			\$ (35,000)	\$ -
73 Other Governance Meetings	\$ -	\$ -	\$ (35,000)	\$ (36,157)	\$ -	\$ -	\$ (35,000)	\$ (17,006)			\$ (40,000)	\$ -
74												
<b>National Federation</b>												
75 Annual Member Dues	\$ -	\$ -	\$ (5,000)	\$ (2,500)	\$ -	\$ -	\$ (5,000)	\$ (2,500)			\$ (5,000)	\$ -
76 Summer Conference Meeting Expenses	\$ -	\$ -	\$ (15,000)	\$ (14,319)	\$ -	\$ -	\$ (15,000)	\$ -			\$ (15,000)	\$ -
77 Section 7, 8 - Fall Meeting Expenses	\$ -	\$ -	\$ (7,000)	\$ (5,944)	\$ -	\$ -	\$ (7,000)	\$ (8,092)			\$ (7,000)	\$ -
78 Winter Meeting Expenses	\$ -	\$ -	\$ (4,000)	\$ (2,761)	\$ -	\$ -	\$ (4,000)	\$ (1,335)			\$ (4,000)	\$ -
79 National AD's meeting	\$ -	\$ -	\$ -	\$ -	\$ -	\$ -	\$ -	\$ -			\$ -	\$ -
80 Other meeting expenses	\$ -	\$ -	\$ (2,000)	\$ (2,004)	\$ -	\$ -	\$ (2,000)	\$ (261)			\$ (2,000)	\$ -
80a NFHS Online Exams	\$ -	\$ -	\$ -	\$ (4,450)	\$ -	\$ -	\$ -	\$ 2,231	\$ -		\$ -	\$ -
81 NFHS Publications	\$ -	\$ -	\$ (2,700)	\$ (897)	\$ -	\$ -	\$ (2,700)	\$ (457)			\$ (2,700)	\$ -
81a Prior Year Expenses	\$ -	\$ -	\$ -	\$ -	\$ -	\$ -	\$ -	\$ -			\$ -	\$ -
<b>Sub-Total Governance &amp; NFHS</b>	\$ -	\$ -	\$ (213,700)	\$ (317,826)	\$ -	\$ -	\$ (235,700)	\$ (89,463)	\$ -	\$ -	\$ (265,700)	\$ -
<b>Sub-total</b>	\$ -	\$ -	\$ (250,700)	\$ (403,585)	\$ -	\$ -	\$ (272,700)	\$ (99,800)	\$ -	\$ -	\$ (302,700)	\$ -
82	\$ 4,991,262	\$ 5,316,866	\$ (2,885,000)	\$ (3,143,421)	\$ 5,058,462	\$ 2,417,105	\$ (2,939,750)	\$ (1,240,821)	\$ 5,129,035	\$ -	\$ (2,975,008)	\$ -
83	\$ 1,164,000	\$ 1,021,693	\$ (2,932,729)	\$ (2,694,872)	\$ 1,254,000	\$ 1,103,640	\$ (3,060,785)	\$ (1,347,269)	\$ 1,344,000	\$ -	\$ (3,123,669)	\$ -
84												
85												
<b>GRAND TOTAL</b>	\$ 6,155,262	\$ 6,338,559	\$ (6,068,429)	\$ (6,241,878)	\$ 6,312,462	\$ 3,520,744	\$ (6,273,235)	\$ (2,687,891)	\$ 6,473,035	\$ -	\$ (6,402,377)	\$ -

# **Salary & Burden**

## **Salary Schedule & Burden Summary 2020-2021**

The salary schedule and burden on the following pages are calculated by employee salary, which originally included step only increases for qualified employees, a projected 10% increase in employer contributions for PERS, medical, dental and vision costs and the required Federal employee taxes (FICA and Medicare). As per the recommendation from the Executive Committee and Economic Viability Committee at the January meeting, the salary schedule and burden now include a 2% cola for staff. In addition to the ten employees listed on the burden, we also include our appeals coordinator and a part time temp position that is available to use on an as needed basis.

The employees are broken out into three different line item categories based on the appropriate accounting. The categories include: salaries and benefits, marketing and legal and liability.

# STATE 600

\$ 210,974

2020-2021

EMPLOYEE	Step	SALARY	PERS 11.031% + \$104,000	MED	DENTAL	VISION	LTC	LTD	OTHER	FICA 6.2% Cap	MED 1.45%
RON NOCETTI	N	225,000	42,750	30,713	2,365	231	4,500	2,500		6,625	3,263
Salaries - 50%		112,500	21,375	15,357	1,183	116	2,250	1,250		3,175	1,280
Legal/liability - 50%		112,500	21,375	15,357	1,183	116	2,250	1,250		3,175	1,280
CHRISTINA SHANNON	Y	74,614	9,849	11,377	980	231				4,626	1,082
Salaries - 50%		37,307	4,477	5,688	446	116				2,313	541
Legal/liability - 50%		37,307	4,477	5,688	446	116				2,313	541
BRIAN SEYMOUR	N	182,138	21,857	30,713	2,365	231				7,960	2,641
BOBBI MADSEN	N	133,187	15,982	30,713	2,365	231				7,960	1,931
CICI ROBINSON	Y	120,804	14,496	30,713	2,365	231				7,490	1,752
WILLIAM CHAVARIN	Y	120,804	14,496	30,713	2,365	231				7,490	1,752
CHRIS FAHEY	N	132,658	15,919	30,713	2,365	231				7,960	1,924
REBECCA BRUTLAG	N	102,051	12,246	30,713	2,365	231				6,327	1,480
LISA TOMASELLO	Y	47,906	5,749	30,713	2,365	231				2,970	695
MICHELLE BARAJAS	Y	52,459	6,295	11,377	980	231				3,252	761
UNFUNDED PERS LIABILITY			105,700								
P/T TEMP		12,000								744	174
BOB WALLACE (100% legal/liability)		25,000								1,550	363
SALARIES & BENEFITS		921,156	222,674	216,702	16,798	1,848	1,600	1,500	0	51,232	13,368
MARKETING		132,658	15,919	30,713	2,365	231			473,941	7,960	64,600
LEGAL & LIABILITY		174,807	25,852	21,045	1,628	231	2,250	1,250	0	5,488	1,821
TOTALS		1,228,621	264,445	268,461	20,791	2,310	3,850	2,750	0	64,680	17,113

# Marketing



## **Marketing Summary 2020-2021**

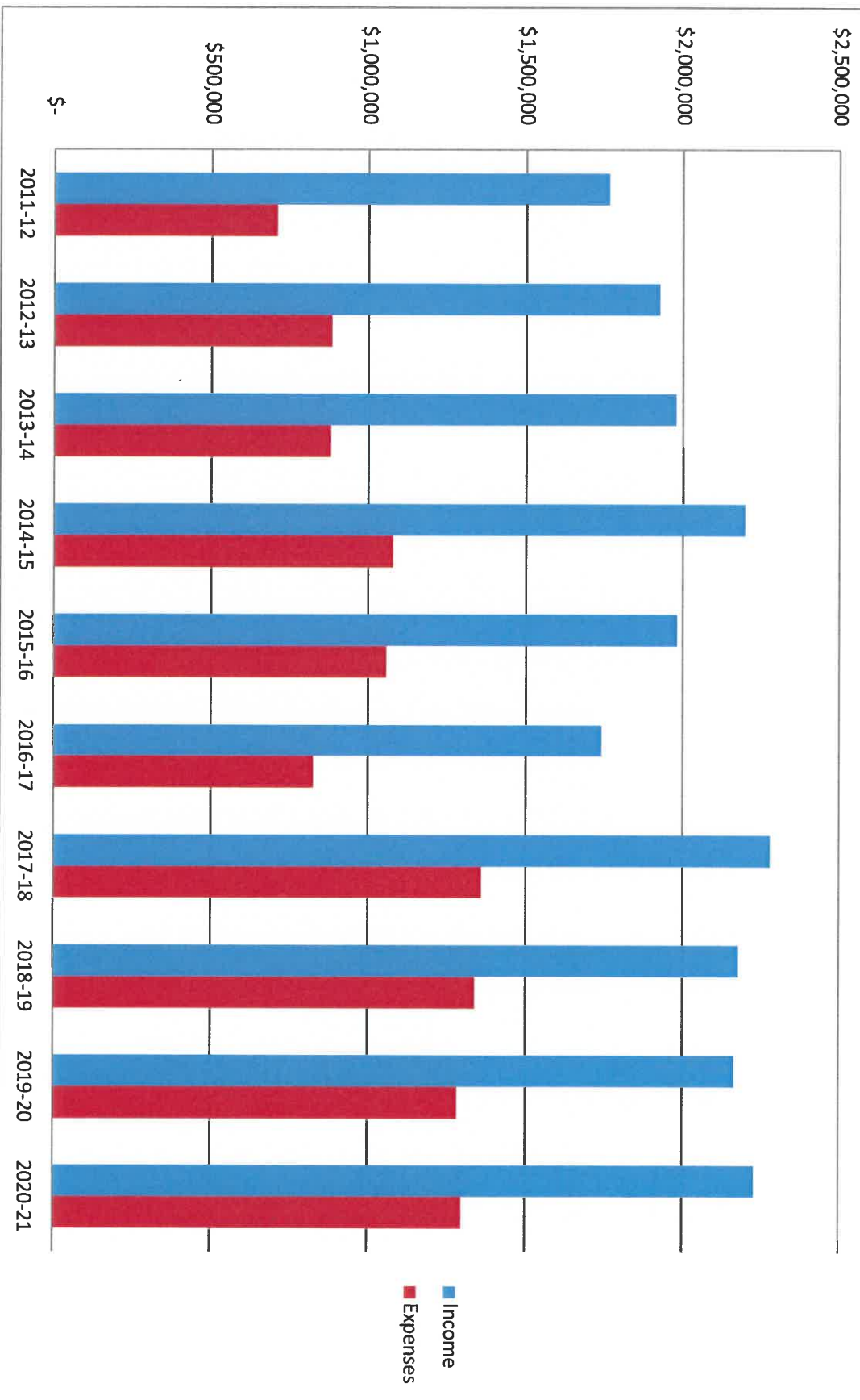
The marketing spreadsheet breaks down our partners based on state only and statewide contracts. Our marketing contracts are similar to last year, where we have guaranteed minimums for our income through 2027 for the State and all ten Sections due to a marketing partnership with Outfront Media Sports (OMS). All marketing contracts excluding ball and broadcast rights, now go through the OMS channels.

Our broadcasts rights contract with Spectrum Sports Network has a built in 4% annual increase. This contract is guaranteed through the 2025-26 school year.

Our partners are listed into four categories: state only, broadcast rights, section split and OMS sponsorships.



## Marketing Income vs Expenses 2011-2021





California Interscholastic Federation  
2020-21 State Marketing Income Overview  
January 1, 2020

PARTNER	CATEGORY	EXPIRES	STATUS	ANNUAL FEE
STATE ONLY				
NIKE	Specific - State FB & Official Ball	7/31/27	Signed	\$ 35,000.00
HL CORPORATION	Sport Specific - Badminton	7/31/21	Signed	\$ 1,600.00
SUB TOTAL				\$ 36,600.00
BROADCAST RIGHTS				
SPECTRUM	Broadcast Rights State	7/31/26	Signed	\$ 782,821.50
SUB TOTAL				\$ 782,821.50
SECTION SPLIT				
HEAD PENN	Specific - Official Ball	7/31/25	Signed	\$ 4,000.00
BADEN	Specific - Official Ball	7/31/21	Signed	\$ 10,000.00
SUB TOTAL				\$ 14,000.00



**California Interscholastic Federation**  
**2020-2021 State Marketing OMS Projection Split**  
January 1, 2020

OMS SECTION SPLIT - Year 4	
SECTION	TOTAL
CENTRAL	\$46,327.99
CENTRAL COAST	\$56,030.60
LOS ANGELES CITY	\$36,674.84
OAKLAND	\$4,588.06
NORTH COAST	\$76,892.13
NORTHERN	\$35,981.43
SAC-JOAQUIN	\$89,931.53
SAN DIEGO	\$83,218.72
SAN FRANCISCO	\$4,588.06
SOUTHERN	\$480,576.29
STATE OFFICE	\$381,805.29
	<b>\$1,296,614.94</b>



**California Interscholastic Federation**  
**2020-2021 CIF Broadcast Rights Income**  
January 1, 2020

Spectrum Sports Network - Year 10			
	Gross	Net	Change
2011-2012	\$550,000.00	\$495,000.00	
2012-2013	\$572,000.00	\$514,800.00	\$19,800.00
2013-2014	\$594,880.00	\$535,392.00	\$20,592.00
2014-2015	\$618,675.20	\$556,807.68	\$21,415.68
2015-2016	\$643,422.21	\$572,645.77	\$15,838.09
2016-2017	\$669,159.10	\$595,551.60	\$22,905.83
2017-2018	\$695,925.46	\$626,332.91	\$30,781.32
2018-2019	\$723,762.48	\$651,386.23	\$25,053.32
2019-2020	\$752,712.98	\$677,441.68	\$26,055.45
2020-2021	\$782,821.50	\$704,539.35	\$27,097.67
2021-2022	\$814,134.36	\$732,720.92	\$28,181.57
2022-2023	\$846,699.73	\$762,029.76	\$29,308.84
2023-2024	\$880,567.72	\$792,510.95	\$30,481.19
2024-2025	\$915,790.43	\$824,211.39	\$31,700.44
2025-2026	\$952,422.05	\$857,179.84	\$32,968.46
	\$11,012,973.20	\$9,898,550.07	\$362,179.84

# Appendix

## **Appendix Summary**

### **2020-2021**

The CIF has three separate investment accounts with our investment advisory firm, Stifel. The information contained in the subsequent pages is a consolidated summary of our investment accounts that include our non-designated reserve account, our fully funded retiree healthcare account, and our deferred building maintenance account. Also enclosed is a copy of our actuarial valuation for our retiree healthcare account.

**CIF STATE OFFICE  
RESERVE INVESTMENTS - STIFEL  
CONSOLIDATED STATEMENT as of 1/1/20**

RESERVE ACCOUNT	Current Month Value	Previous Month Value
CIF NON-DESIGNATED RESERVE	\$1,838,698.26	\$1,802,711.49
CIF DESIGNATED RESERVE - RETIREE HEALTH CARE BENEFITS	\$1,872,152.79	\$1,835,527.91
CIF DESIGNATED RESERVE - DEF. MAINTENANCE BUILDING FUND	\$157,856.62	\$157,849.92
TOTALS	\$3,868,707.67	\$3,796,089.32

**CALIFORNIA INTERSCHOLASTIC FEDERATION**  
**POST-RETIREMENT MEDICAL PLAN**  
**ACTUARIAL VALUATION AS OF JULY 31, 2019**

---

**Purpose of Report**

The CIF post-retirement medical plan pays medical insurance premiums for the eligible group of retirees. The purpose of this report is to determine the actuarial present value of future medical insurance premiums, and to review the adequacy of the reserve fund established to pay premiums.

**Covered Eligible Group**

The covered group includes nine retirees and six spouses. Their average is 75. The plan is closed to other active employees.

The eligible retirees are covered in the same medical insurance plan that covers active employees. The expected annual premium for this fiscal year is \$92,196.

**Reserve Fund**

CIF has established a reserve fund to pay medical insurance premiums for the eligible group. **The reserve fund's market value decreased from \$1,806,990 to \$1,773,800** during the twelve months ending July 31. \$98,244 was deducted from the reserve fund during that period for medical insurance premiums. The reserve fund's investment return was approximately 3.6% for the twelve months. Measuring from 2012, the annualized average investment return is estimated at 6.6%. (We relied on CIF for information on the reserve fund, and did not audit the fund.)

**Results of Actuarial Valuation**

The actuarial valuation first starts with the current premiums and projects future medical insurance premiums using the health cost trend rates and mortality assumptions summarized in the Actuarial Assumptions section below. The actuarial present value of future retiree medical premiums is the present value of the projected premiums discounted at the reserve fund's targeted return of 6.0%. ***The actuarial present value of future retiree medical premiums is \$1,530,000.***

To gauge the sensitivity of our estimate to our assumptions, the actuarial present value is recalculated by changing key assumptions. First, the future medical premium inflation was changed by +1.0% and -1.0%. Then valuations were also performed assuming future investment return of 5% instead of the targeted 6%. In the table below you can see the present value of future premiums changes by 9 to 10 percentage points for one percentage point change in premium inflation.



**CALIFORNIA INTERSCHOLASTIC FEDERATION**  
**POST-RETIREMENT MEDICAL PLAN**  
**ACTUARIAL VALUATION AS OF JULY 31, 2019**

---

	Base premium inflation -1.0%	Base premium inflation	Base premium inflation +1.0%
<b>6% investment return</b>	\$1,406,000	<b>\$1,530,000</b>	\$1,673,000
<b>5% investment return</b>	\$1,544,000	\$1,690,000	<b>\$1,858,000</b>

The reserve fund of \$1.77 million is sufficient in each of the scenarios except for the case where the base assumptions of premium inflation is increased by one percentage point, and investment return is at 5%.

**CALIFORNIA INTERSCHOLASTIC FEDERATION**  
**POST-RETIREMENT MEDICAL PLAN**  
**ACTUARIAL VALUATION AS OF JULY 31, 2019**

---

**Actuarial Assumptions**

**Valuation Date** July 31, 2019

**Discount Rate** 6.00% for the first 30 years and 3.00% thereafter  
Discount rates for other scenarios are half the initial rate after 30 years.

**Healthcare Trend Rates**

Annual medical insurance premiums are assumed to increase at the following trend rates:

Year	Annual Increase – Medical Insurance Premiums
2019	8.0%
2020	7.5%
2021	7.0%
2022	5.2%
2046	5.1%
2047	5.0%
2049	4.9%
2053	4.8%
2058	4.7%

The above trend rates from 2022 forward were developed using the baseline projection of the Society of Actuaries (SOA) Long-Run Medical Cost Trend Model. The following assumptions were used as input variables into this model:

Rate of Inflation 2.4%  
Rate of Growth in Real Income / GDP per capita 1.5%  
Extra Trend due to Technology and other factors 1.2%  
Health Share of GDP Resistance Point 25.0%  
Year for Limiting Cost Growth to GDP Growth 2075

**CALIFORNIA INTERSCHOLASTIC FEDERATION**  
**POST-RETIREMENT MEDICAL PLAN**  
**ACTUARIAL VALUATION AS OF JULY 31, 2019**

---

The SOA Long-Run Medical Cost Trend Model and its baseline projection are based on an econometric analysis of historical US medical expenditures and the judgments of experts in the field. The long-run baseline projection and input variables have been developed under the guidance of an SOA Project Oversight Group.

**Mortality** RP 2014 Healthy Annuitant Mortality with improvement scale MP 2018.

Sample RP 2014 Healthy Annuitant Mortality Rates		
Age	Male	Female
65	0.011232	0.008022
70	0.016481	0.012328
75	0.025793	0.020049
80	0.042914	0.033784
85	0.074664	0.059196

**Per Capita Cost** Pooled Premium Rates have been adjusted to age specific costs. The aging factors are based on the Society of Actuaries age-curve study "Health Care Costs—From Birth to Death."

Unadjusted Monthly Premium	
Retiree only (not Medicare eligible)	\$839
Retiree only (Medicare eligible)	\$587
Retiree plus Dependent (both Medicare eligible)	\$1,174
Adjusted Age Specific Per Capita Cost	
Age	Per Capita Cost
65	\$ 506
70	\$ 560
75	\$ 604
80	\$ 637
85	\$ 653
90	\$ 652

Certain retirees also have vision and/or dental coverage. Dental premiums are \$116 per month.

**CALIFORNIA INTERSCHOLASTIC FEDERATION**

CIF STATE OFFICE • 4658 DUCKHORN DRIVE • SACRAMENTO, CA 95834 • (916) 239-4477 • CIFSTATE.ORG

**To: Federated Council****Date: March 4, 2020****Re: President-Elect Election****Proposal Reviewed**

11/15/2019 - Nominating Committee  
01/31/2020 - Federated Council  
04/03/2020 - Federated Council

**Proposal Recommendation**

Forward Candidates to Federated Council  
Nominations Closed  
Action

**Type: Election**

**Proposal Summary:** As per the CIF Constitution and Bylaw 70.F. the following Federated Council members have volunteered to be candidates to serve as President-Elect.

**The following candidates have been nominated and have agreed to place their name for consideration to serve as President-Elect: Elect One (1)**

John Becker, Sac-Joaquin Section  
Marty Bitter, Central Section  
Cris Oseguera, Northern Section

**F. Elections**

- (1) Elections will occur at the final meeting of the year of the Federated Council.
- (2) Elections for Executive Committee members, other than officers and the at-large committee member will be held annually.
- (3) Should a second candidate be nominated from any Section or the group of Allied Organizations, only the candidate with the most votes (more votes) from that Section/or group is eligible for election.
- (4) The nominees who receive the most votes, from among those eligible for election, will be elected.
- (5) In the event of a tie between/among candidates whereby there is only one seat available and/or remaining, a revote for the remaining position will take place only between/among the candidates that are tied.
- (6) In the event there is still a tie vote after the first revote, one more vote will take place and if the tie is not broken, a flip of a coin will determine the winner.



# JOHN C. BECKER

Executive Director, Student Engagement  
Roseville Joint Union High School District

---

## PROFILE

As an experienced school administrator, the position of CIF President is a wonderful opportunity to further my leadership and influence supporting education-based athletics. I am humbled and excited by the opportunity and appreciate your time to consider my candidacy for this position.

---

## EDUCATION

<b>M.A. EDUCATION ADMINISTRATION</b>	1999
National University	
<b>B.A. PHYSICAL EDUCATION</b>	1995
California Lutheran University	

---

## ADMINISTRATIVE EXPERIENCE

- Executive Director, Student Engagement (Roseville Joint Union High School District)
- Placer County Tier 1 Administrative Coach (2014-2019)
- Principal, Antelope High School (2007-2018)
- Principal, West Campus High School (2003-2007)
- Principal, Oakridge Elementary School (2001-2003)

---

## CIF/ATHLETIC EXPERIENCE

- CIF Sac-Joaquin Section President (2018-2020)
- CIF Executive Committee Member (2019-current)
- CIF Federated Council Member (2016-current)
- CIF Sac-Joaquin Section Board Member (CVC President) (2010-2012)
- Sac-Joaquin Section Realignment Committee Member (2016-17)
- Athletic Director West Campus HS (2004-2006)
- Asst. Varsity Baseball Coach (1995-1999)
- Asst. Varsity Soccer Coach (1995-1999)

---

## OTHER RELATIVE INFORMATION

- ACSA Region 2 Secondary Principal of the Year (2016)
- ACSA Human Resources Academy Attendee (2018)
- ACSA Principal's Academy Attendee (2005)
- Various regional presentations on equity and school culture
- All-American Baseball Team (CLU – 94)
- 3-sport CIF Sac-Joaquin Athlete (Valley HS)

## OBJECTIVE

To be elected as the California Interscholastic Federation State President-Elect.

## ABOUT

I have been fortunate to spend my entire 24 years in education-based athletics in many capacities. My educational philosophy is making every decision in the best interest of ALL students. As you will see from my background I have had the pleasure of serving our student athletes in various capacities (Teacher, Coach, Athletic Director, District Athletic Director, Section Officer and State Board Member) and with each advancement the pool of students directly and indirectly has gotten larger. I would see no greater honor than being able to serve as President-Elect for State CIF and being involved in the decisions for our over 835,000 student athletes and over 1,600 member schools.

## EXPERIENCE

### CAREER IN COACHING

- Boys Basketball - 13 years (7 years high school & 6 years middle school)
- Softball - 1 year (high school)
- Cross Country - 2 years (middle school)
- Boys Golf - 3 years (middle school)
- Track & Field - 6 years (middle school)

### CAREER IN ATHLETIC ADMINISTRATION

- 2000-2005: Athletic Director, Thomas Jefferson Middle School, Madera Unified School District
- 2006-2013: Athletic Director, Madera South High School, Madera Unified School District
- 2013-Present: Director of Athletics, Madera Unified School District

In each of these positions, I have had wonderful opportunities to build and lead. I opened up Madera South High School in 2006 and am currently working on opening up a second comprehensive high school Matilda Torres here in Madera. Creating a vision, building a coaching staff (Transformational), Scheduling, budgeting, designing facilities and establishing programs has been a tremendous opportunity and learning experience. I have also had the opportunity over the last 6 years to guide and direct our district physical education program from elementary through high school. I have the opportunity to oversee 56 teachers at 23 school sites. I am able to align curriculum, hire quality teachers and build a high quality articulated 1st-12th grade physical education program and this has been very rewarding.

### CIF SECTION & STATE

- 2015-2017: CIF Central Section President-Elect
- 2017-2019: CIF Central Section President
- 2019-2021: CIF Central Section Past - President
- 2015-Present: CIF Federated Council Member
- 2017-Present: CIF State Executive Board Member
- 2017-Present: Chair of State Football Advisory
- 2018: CSADA Central Section AD of the Year

# Cris Oseguera

P.O. Box 4066 Chico, CA 95927

530.521.2665 [coseguera@hudschools.org](mailto:coseguera@hudschools.org)

## EXPERIENCE

**2009-present**    **Principal**

**2007-2009**    **Assistant Principal/Social Science Teacher**

***Hamilton High School*    *Hamilton City, CA***

- Model expected and appropriate leadership to staff and students; Demonstrate positive interaction with students, staff, and families; Build productive relationships to strengthen and enhance student and parent educational experiences
- Oversee administrative and budgetary functions related to high school, including school athletic programs and student body accounts
- Monitor student behavior and enforce discipline; Manage all details regarding student discipline; Define and guide student academic achievement standards in line with school, district, and state goals and objectives
- Monitor and evaluate educational programs to ensure performance growth objectives and standards are continuously achieved; Perform classroom evaluations to assess strategies, effectiveness and promote constructive growth among staff; Promote instructional practices driven by data

**Additional Duties at Hamilton:** AP Test Coordinator (2007-present); CELDT Coordinator(2007-2011); District LEA STAR Test/CAASPP Test Coordinator (2007-present); Consolidated Application Reporting System (CARS) District Application (2008-2017); ACS/WASC Coordinator (2009, 2015)-Six-Year Accreditation both efforts.

**1996-2007**    **Social Studies Teacher**

***Gridley High School*    *Gridley, CA***

- Subjects Taught-World History; US History; Government; Economics; AP US History
- Social Science Department Chair (2002-2007)

**2002-2007**    **Athletic Director**

***Gridley High School*    *Gridley, CA***

## EDUCATION

**2005**    **Master of Arts- Education**

*California State University, Chico*

Chico, CA

**1995**    **Bachelor of Arts- History**

*California State University, Chico*

Chico, CA

**1991**    **Associate of Science- General Studies**

*Yuba Community College*

Marysville, CA

## CERTIFICATIONS/PROFESSIONAL DEVELOPMENT

- Valid California Administrative Credential; Valid California Teaching Credential

## AFFILIATIONS

**Northern Section, CIF**

President of NSCIF 2017-2019; Member of NSCIF Executive Committee (2013-present); Member of NSCIF Board of Managers (various 2002-present)

**California Interscholastic Federation (CIF)**

Member, CIF Federated Council (2017-present)  
Member, CIF Executive Committee (current)

**Association of California School Administrators (ACSA)**

**CALIFORNIA INTERSCHOLASTIC FEDERATION**

CIF STATE OFFICE • 4658 DUCKHORN DRIVE • SACRAMENTO, CA 95834 • (916) 239-4477 • CIFSTATE.ORG

**To: Federated Council****Date: March 4, 2020****Re: Executive Committee Election****Proposal Reviewed**

11/15/2019 - Nominating Committee  
01/31/2020 - Federated Council  
04/03/2020 - Federated Council

**Proposal Recommendation**

Forward Candidates to Federated Council  
Nominations Closed  
Action

**Type: Election**

**Proposal Summary:** As per the CIF Constitution and Bylaw 70.F. the following Federated Council members have volunteered to be candidates to serve a two-year term on the CIF Executive Committee for the 2020-2021 and 2021-2022 school years.

**The following candidates have been nominated and have agreed to place their name for consideration to serve a two-year term on the CIF Executive Committee: Elect Three (3)**

Terry Barnum, California Association of Private School Organizations  
Andrea Bustamante, Oakland Section  
Scott Giusti, San Diego Section  
Cris Oseguera, Northern Section  
Carter Paysinger, Southern Section  
Rianne Pfaltzgraff, North Coast Section

**F. Elections**

- (1) Elections will occur at the final meeting of the year of the Federated Council.
- (2) Elections for Executive Committee members, other than officers and the at-large committee member will be held annually.
- (3) Should a second candidate be nominated from any Section or the group of Allied Organizations, only the candidate with the most votes (more votes) from that Section/or group is eligible for election.
- (4) The nominees who receive the most votes, from among those eligible for election, will be elected.
- (5) In the event of a tie between/among candidates whereby there is only one seat available and/or remaining, a revote for the remaining position will take place only between/among the candidates that are tied.
- (6) In the event there is still a tie vote after the first revote, one more vote will take place and if the tie is not broken, a flip of a coin will determine the winner.



## **Terrence Barnum**

California Association of Private School Organizations (CAPSO)

### **Education**

University of Southern California – Los Angeles, California  
M.S.Ed. – Postsecondary Administration and Student Affairs  
Rossier School of Education  
May 2000

University of Southern California – Los Angeles, California  
B.A. – Communication Arts and Sciences  
College of Letters, Arts and Sciences  
December 1995

### **Experience**

#### **Head of Athletics**

Harvard-Westlake School  
Los Angeles, California  
July 2012 – Present

- Responsible for the athletic department, at both the Middle School and Upper School, that includes 27 programs, 90 teams, 170 coaches and over 1,000 student-athletes
- Oversight of the physical education program for grades 7-12
- Supervision of four athletic directors and administrative support staff
- Responsible for the hiring and supervision of 20 athletic program heads
- Responsible for athletic department budget, facilities, transportation and athletic compliance
- Athletic representative to the Board of Trustees

#### **Athletic Director**

Harvard-Westlake School  
Los Angeles, California  
July 2004 – June 2012

- Responsible for athletic department communications, including media relations, publications and website
- Faculty Advisor for the Student-Athlete Advisory Council
- Liaison between athletic department and academic deans
- Founder and administrative liaison for the Black & Red Club, the parent support group for Harvard-Westlake Athletics
- Management of the Black & Red Club budget across 27 programs
- Coordinate athletic facility scheduling for Harvard-Westlake and club teams
- Chairman, Upper School Physical Education Department

### **Honors, Awards and Service**

- Member of the Board of Trustees for Laurence School (2019-present)
- Member of the Board of Directors for the California Association of Private School Organizations (CAPSO) (2012-present)
- CAPSO representative to the California Interscholastic Federation (CIF) Federated Council (2012-present)
- Member of the California Interscholastic Federation (CIF) Southern Section Executive Committee (2012-present)

## **PROFESSIONAL EXPERIENCE**

---

### **OAKLAND UNIFIED SCHOOL DISTRICT**

Oakland, CA

#### ***Executive Director, Community Schools Student Services***

*July 2016 – Present*

- Lead team of 100+ to implement Community Schools Vision to support the Whole Child in OUSD: Oakland Athletic League, Behavioral Health, Restorative Justice, After School, Summer, Health/Wellness, Attendance/Discipline.
- Manage department operations and budget of \$20M including federal, state, and local grants.
- Facilitate professional learning for diverse participants including principals, teachers, and department staff.

#### ***Director, Community School Partnerships***

*July 2012 – July 2016*

- Managed OUSD Community Schools Implementation and Expansion. Hired 20+ Community School Managers.
- Launched Community Schools partnerships process.
- Facilitated professional learning opportunities for all stakeholders connected to community school efforts including supervision of Community School Managers, After School, Family Engagement & Partnership staff.

#### ***Elev8 Coordinator***

*September 2009 – June 2012*

- Managed implementation of Atlantic Philanthropies' Elev8 Initiative at 5 Oakland Schools: a collaboration of city, county, schools district, and community partners. Monitor Elev8 Budget \$750,000.
- Supervised and supported implementation of Family Engagement and Support Strategy at each school including selection, hiring, and supervision of Family Advocates.

#### ***Education Pioneers Fellow***

*Summer 2009*

- Selected for leadership training program with graduates from business, law, policy, and education sectors.

### **SAN FRANCISCO UNIFIED SCHOOL DISTRICT**

San Francisco, CA

#### ***ExCEL Manager***

*2006 – 2008*

- Managed and provided oversight of 90 state and federally funded after school programs promoting academic success and youth development for grades K-12.
- Collaborated with city and district departments and community-based organizations to create professional development systems to enhance after school program quality.
- Won \$10 Million in state and federal grants for after school. Managed contracts to over 30 community partners.

#### ***ExCEL District Coordinator***

*2001 – 2006*

- Developed and implemented academic leadership component of SFUSD after school programs. Coordinated SFUSD's participation in a statewide learning community focused on best practices in after school programs.
- Supervised, trained, and evaluated 150 certificated, classified, contract, and volunteer staff.
- Collaborated with superintendents, principals, teachers, parents, students, community partners, and city/county offices on program planning and implementation.
- Managed the creation and development of the ExCEL After School Programs Resource Guide. Distributed to San Francisco and Greater Bay Area after school programs.

### **SAN JOSÉ UNIFIED SCHOOL DISTRICT**

San José, CA

#### ***Elementary Spanish Bilingual Teacher***

*1999 – 2001*

- Designed and implemented lesson plans for a bilingual third/fourth grade class in all academic areas,

## **EDUCATION & CREDENTIALS**

---

**UC Berkeley.** Berkeley, CA – Tier 2 / Clear Administrative Services Credential

**University of San Francisco.** San Francisco, CA – MA Education / Preliminary Administrative Services Credential

**San José State University.** San Jose, CA – BCLAD – Spanish

**Pomona College** Claremont, CA – Bachelor of Arts degree in Sociology

- Senior Thesis "Does Per Pupil Expenditure Affect Academic Achievement? An Analysis of the Factors that Contribute to Standardized Test Performance." *Awarded distinction.*

**University of Salamanca.** Salamanca, Spain – Study Abroad

## **OTHER INTERESTS / ACTIVITIES**

---

- Volleyball: Two-time Division III All American Volleyball Player. Inducted to Pomona College Athletic Hall of Fame. Awarded NCAA Post-Graduate Scholarship. Coached Juniors Club Volleyball.
- Proficient in Spanish. Aspiring Tennis Player. Enjoy travel, gardening, cooking.

## Scott Giusti

CIF San Diego Section  
Career in Education-Based Athletics

I would like to serve on the State CIF Executive Committee to support and influence the actions of the athletic community with regards to promoting equity, quality, character and academic development. Athletics is my favorite part of the educational experience and I am committed to making a positive impact and serving our student athletes.

<b>My Educational Positions include 20 years' experience on athletic fields, in classrooms, administrative positions and at the central office:</b>
---

Teacher- Director of Student Activities, PE/Athletics, CTE: San Diego Unified School District
On Campus Basketball and Baseball Coach: San Diego Unified School District
San Diego High School Principal: San Diego Unified School District
Mira Mesa High School Principal: San Diego Unified School District
Director of San Diego Unified District Athletics: San Diego Unified School District
San Diego City Conference President
SD Athletic Council Member for 12 years and the Chair for the past 5 years
SD/LA Chargers Grant Committee Member- San Diego/Los Angeles Chargers
City of San Diego & San Diego Unified School District Facilities Coordination Team Member

<b>Current CIF Positions: Local and State</b>
---

CIF SD Section Coordinating Council- Member & Vice Chair
CIF SD Section Executive Committee- Member & Treasurer
CIF SD Section Board of Managers- Member & Treasurer
CIF Federated Council Member
CIF Federated Council Economic Viability Committee Member
CIF Federated Council Leadership Initiative Member

<b>Miscellaneous Highlights from the last 5 years as the Director of San Diego Unified District Athletics/City Conference President that I have accomplished to support student athletes:</b>
---

Able to increase funding for district athletic programs through district budget crises were impacting the district as whole
Obtained funding and instituted athletic trainers at all district schools while creating a partnership with UC San Diego
Created/Instituted an annual free physical event for all 8-12 grade students who want to participate in athletics
Created a partnership with FC Barcelona for free soccer clinics for students
Created a partnership with the San Diego Seals for free lacrosse clinics for students
Instituted a districtwide conversion to ArbiterPay to ensure more timely payment to officials
Installed NFHS Pixellot cameras at all district gyms and stadiums so all levels of athletics events can be lived streamed
Brought funding to unfunded golf and LAX programs while introducing a districtwide LAX pilot program
Created a conference bylaw to allow student ASB Card holders free attendance to all conference athletic contests
Created various partnerships with organizations such as Home Campus, VNN, and BSN Sports
Created a specific incoming freshmen probationary period to connect students with needed supports and accountability
Championed the CIF Inside-Out coaching initiative within our district to support our own coaching education program
Mandated yearly Heads Up Football certification for all football coaches
Oversaw the implementation of athletic periods for students within the school day at 14 schools
Utilized Ed Code to initiate districtwide certificated coaching of athletic periods for on campus teachers
Oversaw the State Federal Program Monitoring audit of district athletics with no major findings
Created a conference website and raised the standard for the district/school site websites (via VNN, Varsity News Network)
Restructured the San Diego City Conference tournaments to become financially profitable
Oversaw the revision of the San Diego City Conference Blue Book bylaws
Integrated Special Olympics, Unified Sports and Unity Games
Championed the CIF SD Battle of the Fans initiative with our district ASBs

# Cris Oseguera

P.O. Box 4066 Chico, CA 95927

530.521.2665 [coseguera@hudschools.org](mailto:coseguera@hudschools.org)

## EXPERIENCE

**2009-present**    **Principal**

**2007-2009**    **Assistant Principal/Social Science Teacher**

***Hamilton High School*    *Hamilton City, CA***

- Model expected and appropriate leadership to staff and students; Demonstrate positive interaction with students, staff, and families; Build productive relationships to strengthen and enhance student and parent educational experiences
- Oversee administrative and budgetary functions related to high school, including school athletic programs and student body accounts
- Monitor student behavior and enforce discipline; Manage all details regarding student discipline; Define and guide student academic achievement standards in line with school, district, and state goals and objectives
- Monitor and evaluate educational programs to ensure performance growth objectives and standards are continuously achieved; Perform classroom evaluations to assess strategies, effectiveness and promote constructive growth among staff; Promote instructional practices driven by data

**Additional Duties at Hamilton:** AP Test Coordinator (2007-present); CELDT Coordinator(2007-2011); District LEA STAR Test/CAASPP Test Coordinator (2007-present); Consolidated Application Reporting System (CARS) District Application (2008-2017); ACS/WASC Coordinator (2009, 2015)-Six-Year Accreditation both efforts.

**1996-2007**    **Social Studies Teacher**

***Gridley High School*    *Gridley, CA***

- Subjects Taught-World History; US History; Government; Economics; AP US History
- Social Science Department Chair (2002-2007)

**2002-2007**    **Athletic Director**

***Gridley High School*    *Gridley, CA***

## EDUCATION

**2005**    **Master of Arts- Education**

*California State University, Chico*

Chico, CA

**1995**    **Bachelor of Arts- History**

*California State University, Chico*

Chico, CA

**1991**    **Associate of Science- General Studies**

*Yuba Community College*

Marysville, CA

## CERTIFICATIONS/PROFESSIONAL DEVELOPMENT

- Valid California Administrative Credential; Valid California Teaching Credential

## AFFILIATIONS

**Northern Section, CIF**

President of NSCIF 2017-2019; Member of NSCIF Executive Committee (2013-present); Member of NSCIF Board of Managers (various 2002-present)

**California Interscholastic Federation (CIF)**

Member, CIF Federated Council (2017-present)  
Member, CIF Executive Committee (current)

**Association of California School Administrators (ACSA)**

# **CARTER PAYSINGER**

## **PROFESSIONAL EXPERIENCE**

- \*Executive Director, St. Bernard High School in Playa Del Rey, California
- \*Past President of the Council, California Interscholastic Federation-Southern Section
- \*President of the Council, California Interscholastic Federation-Southern Section
- \*Consultant, Las Virgenes School District
- \*President Elect of the Council, California Interscholastic Federation-Southern Section
- \*Principal of Beverly Hills High School
- \*Assistant Principal of Beverly Hills High School
- \*Adjunct Professor, Concordia University, Athletic Administration
- \*Coast Area Re-Leaguings Chairperson CIF California Interscholastic Federation Southern Section
- \*Coast Area Representative California Interscholastic Federation-Southern Section
- \*Treasurer of the Council, California Interscholastic Federation-Southern Section
- \*Executive Committee Member, California Interscholastic Federation-Southern Section
- \*Athletic Director, Beverly Hills High School
- \*Head Football Coach, Beverly Hills High School
- \*Physical Education Department Chairperson, Beverly Hills High School
- \*Physical Education Teacher, Beverly Hills High School
- \*Health Teacher, Beverly Hills High School
- \*Competed in the California Interscholastic Federation as a student at Beverly Hills High School in Football and Baseball

## **AWARDS**

- \*California Interscholastic Federation Model Coach of the Year
- \*California Interscholastic Federation-Southern Section Champion of Character Award
- \*Los Angeles Times, Westside High School Football Coach of the Year (1991, 1996)
- \*Apple Award Administrator of the Year, Beverly Hills Unified School District
- \*Apple Award Teacher of the Year, Beverly Hills Unified School District
- \*New York Times Best Selling Author - Where a Man Stands
- \*Member of the California State Physical Education Department of the Year, Beverly Hills High School
- \*Beverly Hills Mayor Commendations
- \*Member of the California State University Los Angeles Baseball Program in their only appearance in the NCAA Division 1 College World Series

**Rianne Pfaltzgraff**  
**Principal**  
**Concord High School**

I began my teaching career in 1999 at Northgate High School as a Mathematics teacher. That year I was also hired to coach JV Softball. In the two years following, I became an Assistant Coach for Varsity and eventually the Varsity Head Coach. Although I enjoyed my time as a coach, my life took a new path in 2005 when I had my twins, Madison and Mason. I was also becoming more involved as a leader in the school setting and subsequently made the decision to earn my Administrative Credential.

In 2010, I landed my first Administrative job as the Vice Principal at Ygnacio Valley High School. This experience gave me a different perspective on athletics and I learned about the “administration” of athletics. This experience taught me the organizational intricacies of high school athletics, as well as the ever changing politics and challenges that come with it.

In 2014-2015, I became the Principal at Concord High school, where I have been for the past 6 years. During this time, I served as the DVAL (now DAL) Vice President and eventually President. In 2015, I was selected to be a Region representative on the NCS Executive Board. I have enjoyed my time with the Executive Board greatly. Building relationships with other like-minded administrators, athletic directors, and various representatives has been a critical element of my learning process and has aided in my advocating for student-athlete safety and competitive equity from an educational athletics perspective. In 2017, I was chosen as President Elect for NCS and in 2018 I facilitated a sub-committee to evaluate the NCS calendar, specifically looking at the length of the football season and the “early” start for the season, ultimately resulting in the reduction of our post season bracket from 16 teams to 8.

In 2019, I became the President of the NCS and have continued to enjoy the experience. I am honored to be considered for the CIF Executive Committee and look forward to the opportunity to continue my involvement in the process of creating safe and accessible opportunities for student athletes across the State.

**CALIFORNIA INTERSCHOLASTIC FEDERATION**

CIF STATE OFFICE • 4658 DUCKHORN DRIVE • SACRAMENTO, CA 95834 • (916) 239-4477 • CIFSTATE.ORG

**To: Federated Council****Date: March 4, 2020****Re: New Bylaw Proposal – 503.M – CIF Sportsmanship and Ejection Policy****Proposal Originated: Commissioners Committee****Proposal Reviewed**

06/04/2019 – Commissioners Committee  
09/04/2019 – Executive Committee  
09/06/2019 – Commissioners Sub-Committee  
09/10/2019 – Commissioner Committee  
09/18/2019 – Commissioner Sub-Committee  
09/24/2019 – Commissioners Committee  
10/03/2019 – Executive Committee  
10/04/2019 – Federated Council  
01/31/2020 – Federated Council  
03/12/2020 – Executive Committee  
04/03/2020 – Federated Council

**Proposal Recommendation**

Discussion  
Discussion  
Proposal Developed  
Discussion  
Proposal Edits  
Review of Latest Draft Proposal  
First Reading  
Round Table Discussion  
First Reading  
Action  
Action

**Type:** New Bylaw

**Proposal Summary:** The Commissioners Committee is proposing to implement a statewide policy to standardize the penalties for game ejections and set expectations for the behavior of student-athletes, coaches, parents and spectators.

**Fiscal Impact:** None

**Background:** Bylaw 503.M. – Acceptable standards of sportsmanship for athletes, coaches, and spectators has become an issue nationwide. This policy would align all 10 Sections and establish uniformity in the expectations of athletes, coaches, parents and spectator behavior while providing consistent penalties when expectations fall short of the statewide standards.

**Talking Points:** Multiple game suspensions; Impact this change may have on recruiting and retaining officials; Sections retain the ability to continue and/or adopt more restrictive penalties

## **Proposed Bylaw 503.M. - Statewide Sportsmanship and Ejection Policy**

### **Player:**

A player who is ejected from a contest (for reasons other than fighting or leaving the bench area during a fight) shall be ineligible to participate in the remainder of that contest (event) and his or her team's future contest (s) as outlined below:

First Ejection: Player is ineligible to participate in the team's next contest. Player may remain on the bench for the duration of that contest and may be on the bench in street clothes for the team's next contest. If the ejection occurs in the last game of the season, the player would be ineligible for the team's first contest the following season. If the player is a senior, he or she would be ineligible for the first contest of their next season of sport.

1. Second Ejection: Player is ineligible to participate in the team's next three (3) contests. Player may remain on the bench for the duration of that contest and may be on the bench in street clothes for the team's next three (3) contests. If the season concludes prior to the player serving the three (3) contests suspension, he or she would be ineligible for the number of contests remaining on the suspension for the team's following season. If the player is a senior, he or she would be ineligible for the number of contests remaining on the suspension for their next season of sport.
2. Third Ejection: Player is ineligible to participate for the remainder of that season. Player may remain on the bench for the duration of that contest and may be on the bench in street clothes for the team's remaining contest that season. If there are six (6) or fewer contests remaining in the season, the player would be ineligible for up to six (6) contests for the team's following season as determined by the CIF Section Commissioner with jurisdiction in the matter. If the player is a senior, he or she would be ineligible for up to six (6) contests for the next season of sport as determined by the CIF Section Commissioner with jurisdiction in the matter.

A player who is ejected from a contest for fighting or leaving the bench area during a fight\* shall be ineligible to participate in the remainder of that contest and his or her team's future contests as outlined below:

1. First Ejection: Player (Fighting/Assaultive Behavior/Gross Unsportsmanlike Conduct) is ineligible to participate in the team's next three (3) to six (6) contests as determined by the CIF Section Commissioner with jurisdiction in the matter. Player may remain on the bench for the duration of that contest and may be on the bench in street clothes for the duration of the suspension. If the season concludes prior to the player serving the full suspension, he or she would be ineligible for the number of contests remaining on the suspension for the team's following season. If the player is a senior, he or she would be ineligible for the



number of contests remaining on the suspension for their next season of sport.  
\*NFHS Rules indicate automatic one game suspension for leaving the bench.

2. Second Ejection: Player is ineligible to participate for the remainder of that season. Player may remain on the bench for the duration of that contest and may be on the bench in street clothes for the team's remaining contests that season. If there are six (6) or fewer contests remaining in the season, the player would be ineligible for up to six (6) contests for the team's following season as determined by the CIF Section Commissioner with jurisdiction in the matter. If the player is a senior, he or she would be ineligible for up to six (6) contests for their next season of sport as determined by the CIF Section Commissioner with jurisdiction in the matter.

Before a player may return to participate in a contest following a multiple game suspension for any of the above infractions, the school principal must inform the CIF Section Commissioner with jurisdiction in the matter that they have met with the student-athlete, his or her parent/guardian/caregiver and coach to discuss future behavioral expectations. (Create a form for principal to complete and turn into section office)

#### **Appeal Process for All Multi-Game Ejections:**

The school principal may appeal the penalties listed above in writing to the League Commissioner/President (for a regular season contest not including the final contest prior to Section playoffs) or CIF Section Commissioner with jurisdiction in the matter (for the final contest prior to Section playoffs and all playoff contests). The appeal must be received by the Section with 48 hours of the date of the ejection. Reasons for the appeal may only include misidentification of the ejected player or a misapplication of the rule. There will be no appeal regarding the judgement of an official.

**Note: There is no appeal process for single game ejections.**

#### **Coach:**

A coach who is ejected from a contest (for reasons other than fighting) shall be disqualified from participating in the remainder of that contest and his or her team's future contest (s) as outlined below:

1. First Ejection: Coach is disqualified from participating in the team's next contest. Coach must immediately vacate the playing area and the vicinity in and around the contest and refrain from having any communication with the team or other coaches for the remainder of that contest and for the team's next contest. If the ejection occurs in the last game of the season, the coach would be ineligible for the team's first contest the following season.
2. Second Ejection: Coach is disqualified from participating in the team's next three (3) to six (6) contests as determined by the CIF Section Commissioner with jurisdiction in the matter. Coach must immediately vacate the playing area and the vicinity in and around the contest and refrain from having any communication

with the team or other coaches for the remainder of that contest and for the team's next three (3) to six (6) contests. If the ejection occurs in the last game of the season, the coach would be ineligible for the team's first three (3) to six (6) contests the following season.

3. Third Ejection: Coach is disqualified from participating in the remaining contests of that season. Coach must immediately vacate the playing area and the vicinity in and around the contest and refrain from having any communication with the team or other coaches for the remainder of that contest and for the remaining contests of that season. If there are six (6) or fewer contests remaining in the season, the coach would be disqualified from participating for up to six (6) contest for the team's following season as determined by the CIF Section Commissioner with jurisdiction in the matter.

A coach who is ejected from a contest for (Fighting/Assaultive Behavior/Gross Unsportsmanlike Conduct) shall be disqualified from participating in the remainder of that contest and his or her team's future contests as outlined below:

1. Ejection for (Fighting/Assaultive Behavior/Gross Unsportsmanlike Conduct): Coach is disqualified from participating for the remainder of that season. Coach must immediately vacate the playing area and the vicinity in and around the contest and refrain from having any communication with the team or other coaches for the remainder of that contest and for all of the team's remaining contests that season. If there are fewer than six (6) contest remaining in the season, the coach would be disqualified from participating for up to six (6) contests for the team's following season as determined by the CIF Section Commissioner with jurisdiction in the matter.

Before a coach may return to participate in a contest following a multiple contest disqualification, for any of the above infractions, the school principal must inform the CIF Section Commissioner with jurisdiction in the matter that they have met with the coach to discuss future behavioral expectations.

#### **Spectator:**

If a spectator is ejected from a contest, it is the responsibility of the school to ensure that person does not attend that team's next contest. If the same spectator is ejected a second time, it is the responsibility of the school to ensure that person does not attend any of the remaining contests for that season.

#### **Appeal Process for All Multi-Game Ejections:**

The school principal may appeal the penalties listed above in writing to the League Commissioner/President (for a regular season contest not including the final contest prior to Section playoffs) or CIF Section Commissioner with jurisdiction in the matter (for the final regular season contest and all playoff contests). The appeal must be received within 48 hours of the date of the ejection. Reasons for the appeal may only include

misidentification of the ejected coach or a misapplication of the rule. There will be no appeal regarding the judgement of an official.

**Note: There is no appeal process for single game ejections.**

**Enforcement:**

See Bylaw 503. M. (New) and Article 22.C.(1)(2)(3)(4)

- (1) The Executive Director and/or Executive Committee or Section Commissioner and/or Section Board of Managers shall have power to suspend, to fine or otherwise penalize any member school for the violation of any CIF or Section rules and regulations or for just cause. The period of suspension or other penalty shall be left to the discretion of the CIF governing body that has jurisdiction of the matter where the penalty is not fixed.



# CALIFORNIA INTERSCHOLASTIC FEDERATION

CIF STATE OFFICE • 4658 DUCKHORN DRIVE • SACRAMENTO, CA 95834 • (916) 239-4477 • CIFSTATE.ORG

**To: Federated Council**

**Date: March 4, 2020**

**Re: Bylaw Revision – 303.B.(6)a. and b. – Multi School New and Renewal Applications**

**Proposal Originated: Central Section**

## **Proposal Reviewed**

10/03/2019 – Executive Committee  
01/07/2019 – Commissioners Committee  
01/31/2020 – Federated Council  
03/12/2020 – Executive Committee  
04/03/2020 – Federated Council

## **Proposal Recommendation**

First Reading  
Discussion  
First Reading  
Action  
Action

**Type: Bylaw Revision**

**Proposal Summary:** The CIF Executive Committee is proposing a revision to Bylaw 303.B.(6)a. and b. – Multi School New and Renewal Applications. This revision would bring the Bylaw into compliance with what has been past practice regarding the acceptance of new and renewal applications for multi school agreements.

**Fiscal Impact:** None

**Background:** Bylaw 303.B.(6)a. – New Applications does not currently allow for a late application and Bylaw 303.B.(6)b. – Renewal Applications provides for a September 1 deadline for late applications. Past practice has allowed for schools to submit late applications for both new and renewal multi school agreements if approved by both the local CIF Section Office and the CIF Executive Committee.

303.B.(6) New and Renewal applications for multi-school teams under this Bylaw must be filed annually.

a. **New applications**

- (i) All new applications must be received in the State Office prior to May 31 of the current school year for approval for the following school year.
- (ii) All fees must accompany the application and be received prior to May 31. The request will not be considered until the fees are submitted.
- (iii) Any late applications will be assessed a late fee of \$200; the fee must be attached or the application will not be considered. If a new application is not received by September 1 of the current school year, the school must also submit a statement as to the reason for the late application. This statement must accompany the late application.
- (iv) Students are not eligible to participate or compete with the CIF member school until confirmation from the CIF State Office that the application is approved.

b. **Renewal applications**

- (i) All renewal applications must be submitted to the State Office by May 31 of the current school year to continue multi-school status for the following year.
- (ii) All fees for multi-school dues will be reflected on the invoice sent from the CIF State Office for the school's annual school dues and legal assessment.
- (iii) Any late applications will be assessed a late fee of \$200; the fee must be attached or the application will not be considered. If an application for renewal is not received by September 1 of the current school year, ~~it will not be considered.~~ the school must also submit a statement as to the reason for the late application. This statement must accompany the late application.
- (iv) Students are not eligible to participate or compete with the CIF member school until confirmation has been received from the CIF State Office that the application is approved.

**CALIFORNIA INTERSCHOLASTIC FEDERATION**

CIF STATE OFFICE • 4658 DUCKHORN DRIVE • SACRAMENTO, CA 95834 • (916) 239-4477 • CIFSTATE.ORG

**To: Federated Council****Date: March 4, 2020****Re: Bylaw Revision – 208.B. – CIF Student Study Abroad (currently titled as CIF Student Transferring Back to a CIF Member School from Enrollment in a Foreign Exchange Program)****Proposal Originated: Commissioners Committee****Proposal Reviewed**

09/10/2019 – Commissioners Committee

11/06/2019 – Executive Committee

01/31/2020 – Federated Council

03/12/2020 – Executive Committee

04/03/2020 – Federated Council

**Proposal Recommendation**

Forward to Executive Committee

First Reading

First Reading

Action

Action

**Type: Bylaw Revision**

**Proposal Summary:** The CIF Commissioners Committee is proposing a revision to Bylaw 208.B. – CIF Student Study Abroad (currently titled as CIF Student Transferring Back to a CIF Member School from Enrollment in a Foreign Exchange Program). This revision would allow CIF students to study abroad for up to two semesters and participate in athletics at the scholastic and/or club levels during this time period.

**Fiscal Impact:** None

**Background:** Bylaw 208.B. – CIF Student Transferring Back to a CIF Member School from Enrollment in a Foreign Exchange Program currently allows CIF students returning from participation in a foreign exchange program to be granted unlimited eligibility provided that they are returning to their previous school of enrollment and are in compliance with all provisions of 208.B. This provision may be used one time during a CIF student's eight (8) consecutive semesters in high school. Given that the CIF does not maintain a list of approved foreign exchange programs for CIF students wishing to study abroad and the current list of programs managed by CSIET is limited, the Commissioners Committee is suggesting the revised language in 208.B.

**Talking Points:** Does this provide an unfair advantage as opposed to CIF students who remain home and participate in club sports; Is limiting this to a one-time use a reasonable provision; What positive impact may this have on our student-athletes; Does this create any unintended consequences

**208.B. CIF Students Transferring Back to a CIF Member School from Enrollment in a Foreign Exchange Program Study Abroad**

A ~~foreign exchange~~ **CIF** student who, after being enrolled in a CIF member school (referred to as school A), transfers ~~under the auspices of a foreign exchange program~~ to a school located outside the United States, a U.S. Territory, a U.S. Military Base or Canada (to be referred to as School B) and who, following completion of the ~~foreign exchange program~~ study abroad, transfers back to school A, may be granted unlimited residential eligibility for all CIF athletic competition when the following conditions are met:

- (1) The student is returning to the same CIF member school in which they were enrolled immediately prior to their enrollment in the foreign school;  
AND
- (2) There is no evidence that the transfer to or from the foreign country was athletically motivated (see also Bylaw 510); AND
- (3) There is no evidence of the use of undue influence (recruiting) by anyone associated with either school ~~or the foreign exchange program~~; AND
- (4) The CIF student is in compliance with all eligibility requirements set forth by the CIF and the Section having jurisdiction; AND
- (5) The CIF student ~~who has participated in the foreign exchange program~~ must comply with the maximum of eight (8) consecutive semester Bylaw. If a student has exceeded eight (8) consecutive semesters of attendance upon return from the ~~foreign exchange program~~ **study abroad**, they may apply for a waiver under the Bylaws established by the CIF and the respective Section of the student's CIF member school. All CIF students returning from ~~enrollment in a foreign exchange program~~ the **study abroad** shall submit the appropriate waiver application(s) for approval as required by their respective Section.

**Note: This study abroad provision may be used only one time, for up to two consecutive semesters, during a CIF student's eight (8) consecutive semesters in high school.**

**CALIFORNIA INTERSCHOLASTIC FEDERATION**

CIF STATE OFFICE • 4658 DUCKHORN DRIVE • SACRAMENTO, CA 95834 • (916) 239-4477 • CIFSTATE.ORG

**To: Federated Council****Date: March 4, 2020****Re: Bylaw Revision – 209.C.(1) Disciplinary Transfer****Proposal Originated: Commissioners Committee****Proposal Reviewed**

03/12/2019 – Commissioners Committee  
06/04/2019 – Commissioners Committee  
09/10/2019 – Commissioners Committee  
11/06/2019 – Executive Committee  
01/31/2020 – Federated Council  
03/12/2020 – Executive Committee  
04/03/2020 – Federated Council

**Proposal Recommendation**

Discussion  
Discussion  
Forward to Executive Committee  
First Reading  
First Reading  
Action  
Action

**Type: Bylaw Revision**

**Proposal Summary:** The CIF Commissioners Committee is proposing a revision to Bylaw 209.C.(1) – Disciplinary Transfer. This revision would amend the language to clarify that a transfer student may not gain athletic eligibility if there is disciplinary action in place or pending at the former school.

**Fiscal Impact:** None

**Background:** Currently, Bylaw 209.C.(1) states that if a student transfers from any public or private school when a disciplinary action is in place or pending that contributes in any way to the decision to transfer, that student shall be ineligible for competition in all sports for one (1) year from the date of the transfer to the new school. The current language, “that contributes in any way to the decision to transfer”, allows for the argument that the disciplinary action in place or pending had no bearing on the decision to transfer. The Commissioners Committee believes that the intent was to not allow students to gain eligibility at new school when there is disciplinary action in place or pending at the former school and is suggesting the revised language in 209.C.(1).

**Talking Points:** Is there agreement that student should not be allowed to move away from disciplinary action in place or pending even if argument can be made for other reasons for the transfer; Are there any unintended consequences with this revision



**209. DISCIPLINE, EXPULSION AND TRANSFER FOR DISCIPLINARY REASONS**

**A. Expulsion**

A student who is expelled by a public-school district in the State of California pursuant to the provisions of Education Code Section 48900 et seq., or from a public school from any other State, or any private or parochial school or district, shall be ineligible to practice or compete with any CIF team or individual sport program that is under the jurisdiction of the CIF for the period of the expulsion.

**B. Suspended Expulsion**

A student who has been expelled and has the expulsion suspended by the school board or board of directors and remains at his/her current school may be eligible so long as all other CIF and Section requirements are met. The conditions under which this student may be eligible will be determined by the local school board or board of directors. If the student is deemed eligible to participate, the conditions of his/her eligibility must be sent to the appropriate Section office.

**C. Disciplinary Transfer**

- (1) If a student transfers from any public or private school when a disciplinary action is in place or pending ~~that contributes in any way to the decision to transfer~~, that student shall be ineligible for competition in all sports for one (1) year from the date of the transfer to the new school.
- (2) A student, permitted by the principal to return to the school compelling the disciplinary transfer, may be granted unrestricted athletic eligibility by the Section if the student did not participate in any athletic program at the transfer school; compete for the transfer school; and, at the time of the transfer, conditions for return were established by the school administration that include, but are not limited to:
  - a. Satisfactory attendance criteria; AND
  - b. Applicable behavior standards; AND
  - c. Academic performance standards; AND
  - d. Principal's approval of the return based upon documented evidence provided by the transfer school that the student satisfactorily complied with all conditions for return.

(May 1997 Federated Council/Revised May 2003 Federated Council/Revised May 2005 Federated Council)

**C. I. F. SOUTHERN SECTION**  
**Budget Notes for 2020-21**  
Executive Committee Meeting  
January 18, 2020

**I. COLUMN 1:** Actual revenue and expenditures in the CURRENT fiscal year (2019-20).

**II. COLUMN 2:** Budget target for CURRENT fiscal year (2019-20).

**III. COLUMN 3:** Budget target for NEXT fiscal year (2020-21).

A. Based upon current actuals, forecast and historical trend.

**IV. COLUMN 4-8:** Actual revenue and expenditures over the last 5 fiscal years (2014 – 2019).

**V. REVENUE NOTES (page 1):**

- A. SPORTS targets will be flat overall -- Due to last 3 year ticket sale volatility.
- B. SPORTS FEES, year 2 of increase -- \$15 in 19-20, \$10 in 20-21.
- C. TV/WEB/RADIO RIGHTS FEES target also flat -- Optimistic demand.
- D. SPONSORSHIP -- All contracts and Statewide Partnership secure for 20-21.

**VI. EXPENSE NOTES (pages 2-3):**

- A. SPORTS expenses targets increase by modest \$40K -- Slight adjustments by sport.
- B. MAJOR MEDICAL
  - 1. July-December 2020 can be predicted to the penny as premiums are on calendar year.
  - 2. January-June 2020 is unknown, but projecting 10% increase to active employees, 5% to retirees.
    - i. Premium increase average is 7.5% over last 5 years.
- C. CALPERS contribution rates continue to climb to maintain healthy status of pension fund.
  - 1. Average annual increase in contribution has been 15% over last 5 years.
- D. SALARIES target up by \$40K.
  - 1. 1% COLA proposed for admin staff.
  - 2. 2% COLA proposed for non-admin staff.
  - 3. Regular staff step/longevity increases included.
- E. AWARDS target down, new “trade” deal with patch vendor.
- F. OFFICE TRAVEL targets down, more strategic representation at various meetings.
- G. COUNCIL targets up, fees increased by The Grand Event Center.
- H. PRINTING/DUPLICATING targets down, new 5 year deal with Konica Minolta.

**VII. OVERALL**

- A. Balanced budget.
- B. No change to TICKET PRICES.
- C. No change to PLAYOFF SPLITS.
- D. Continued commitment to provide exceptional service and memorable events, while keeping costs at the forefront of our MISSION.

Prepared by:  
*MITCH CARTY, Chief Financial Officer*

# C.I.F. SOUTHERN SECTION

## Budget Proposal

2020 - 2021

	1	2	3	4	5	6	7	8
	19-20 To Date	19-20 Budget	2020-21	2018-19	2017-18	2016-17	2015-16	2014-15
<b>Income</b>								
BASEBALL		59,000	63,000	81,818	59,654	62,334	53,277	56,656
BASKETBALL		525,000	440,000	411,772	459,608	689,467	650,630	673,844
CHEER	28,594	25,000	25,000	23,210				
CROSS COUNTRY	105,779	99,000	99,000	93,272	102,084	98,863	91,723	95,400
FOOTBALL	718,398	709,000	750,000	723,063	852,343	883,009	1,061,636	1,138,054
GOLF	35,805	79,000	80,000	75,000	80,030	66,595	65,665	63,875
LACROSSE		-	15,000					
SOCCER		69,000	75,000	92,021	65,019	74,022	88,687	103,996
SOFTBALL		25,000	24,000	23,420	25,395	24,450	29,035	30,715
SWIMMING		57,000	59,000	61,049	53,744	60,683	54,020	54,794
TENNIS			-					
TRACK		122,000	119,000	119,843	121,641	128,150	151,043	145,404
VOLLEYBALL	93,500	156,000	149,000	146,178	154,112	178,950	196,570	207,691
WATER POLO	28,290	46,000	49,000	42,896	47,869	46,394	46,713	46,851
WRESTLING		129,000	123,000	124,983	113,991	151,002	135,176	142,082
APPAREL (Merchandise, T-Shirts, Patches, etc.)	38,196	139,000	142,000	151,944	140,402	142,996	140,028	136,886
FRIENDS OF GOLF	47,000	47,000	47,000	47,000	47,000	47,000	47,000	47,000
INTEREST (on Investments)	66,641	24,000	45,000	90,673	69,799	101,969	45,521	5,455
OTHER INCOME		45,000	39,000	53,190	73,707	22,086	23,301	57,693
PROGRAM SALES		-	-	-	5	28,888	31,845	33,673
PUBLICATIONS (Rule Books)	37,093	77,000	77,000	78,074	77,473	70,422	78,790	94,862
SPECIAL EVENTS (HOF-DS, Ath Ad Summit)	78,346	65,000	69,000	75,220	65,370	48,774	28,330	4,260
SPORT FEES (Membership)	634,394	649,740	735,000	491,600	499,800	487,490	482,800	475,250
SUPPORT/MARKETING INCOME	892,547	1,023,400	1,100,000	1,130,791	1,064,057	1,072,534	954,679	857,659
TV/RADIO/WEB - RIGHT'S FEES	209,650	435,455	425,000	315,625	332,967	285,975	299,225	257,996
CHAMPIONS FOR CHARACTER	7,910	79,000	81,000	83,464	86,479	76,261	69,486	60,862
<b>Total Income</b>	<b>3,022,143</b>	<b>4,684,595</b>	<b>4,830,000</b>	<b>4,536,105</b>	<b>4,592,546</b>	<b>4,848,314</b>	<b>4,825,180</b>	<b>4,790,958</b>
<b>Cost of Goods Sold</b>								
Publications COGS	30,676	64,000	64,000	64,130	63,595	63,804	78,091	97,797
<b>Total Cost of Goods Sold</b>	<b>30,676</b>	<b>64,000</b>	<b>64,000</b>	<b>64,130</b>	<b>63,595</b>	<b>63,804</b>	<b>78,091</b>	<b>97,797</b>
<b>Gross Profit</b>	<b>2,991,467</b>	<b>4,620,595</b>	<b>4,766,000</b>	<b>4,471,975</b>	<b>4,528,952</b>	<b>4,784,510</b>	<b>4,747,089</b>	<b>4,693,161</b>

# C.I.F. SOUTHERN SECTION

## Budget Proposal

2020 - 2021

	1	2	3	4	5	6	7	8
	19-20 To Date	19-20 Budget	2020-21	2018-19	2017-18	2016-17	2015-16	2014-15
<b>BADMINTON EXPENSE</b>		-	100	47	-	-	85	-
<b>BASEBALL EXPENSE</b>	63	38,000	52,000	52,270	37,273	40,768	41,972	37,948
<b>BASKETBALL EXPENSE</b>	47,052	186,000	155,000	130,786	194,589	312,865	241,046	190,139
<b>CHEER EXPENSE</b>	9,648	15,000	14,000	12,245	1,413			
<b>CROSS COUNTRY EXPENSE</b>	54,255	47,000	55,000	50,251	46,304	44,920	45,235	40,582
<b>FOOTBALL EXPENSE</b>	53,799	69,000	79,000	79,824	76,016	127,221	118,122	147,416
<b>GOLF EXPENSE</b>	34,166	70,000	77,000	76,529	75,694	71,829	69,160	66,241
<b>LACROSSE EXPENSE</b>	437	200	15,000	189				
<b>SOCCER EXPENSE</b>	449	28,000	32,000	30,458	31,722	35,537	36,300	37,834
<b>SOFTBALL EXPENSE</b>	200	22,500	21,000	18,082	21,039	21,869	22,102	30,724
<b>SWIMMING EXPENSE</b>	549	49,000	48,000	46,689	51,768	46,717	48,269	51,510
<b>TENNIS EXPENSE</b>	7,485	16,000	16,000	15,708	15,823	15,883	15,430	13,681
<b>TRACK EXPENSE</b>	1,432	87,000	94,000	93,070	87,496	84,847	86,476	86,240
<b>VOLLEYBALL EXPENSE</b>	24,407	51,000	51,000	48,846	55,605	54,152	54,614	58,759
<b>WATER POLO EXPENSE</b>	10,084	26,000	26,000	23,940	25,767	25,919	25,531	24,570
<b>WRESTLING EXPENSE</b>	884	98,000	107,000	108,932	99,669	134,105	141,446	136,688
<b>AREA LIAISONS</b>	20,456	44,000	43,000	41,910	43,241	53,514	55,457	53,039
<b>AUDITOR</b>	11,500	16,000	17,000	17,000	16,000	15,500	15,500	15,556
<b>AWARDS</b>	19,916	58,200	39,000	37,396	57,324	54,512	51,795	58,942
<b>BAD DEBT</b>		-	-	5,550	185	151	-	691
<b>BANK SERVICE CHARGES</b>	995	2,500	2,500	2,442	2,432	3,674		
<b>BUILDING MAINTENANCE</b>	13,093	26,000	27,000	26,659	24,584	33,721	28,256	27,263
<b>COUNCIL</b>	14,212	55,000	59,000	57,824	53,523	56,174	63,022	65,237
<b>DEPRECIATION EXPENSE</b>		78,000	71,000	69,856	77,284	80,954	74,215	71,848
<b>DONATIONS</b>	4,000	50,000	50,000	52,358	49,230	49,943	46,702	522,250
<b>GENERAL OFFICE</b>	16,437	28,000	28,000	26,851	33,308	26,435	28,203	35,945
<b>INSURANCE (WC, D&amp;O, Life, Bldg)</b>	22,761	29,000	29,500	29,424	28,723	31,309	39,736	37,830
<b>INVESTMENT EXPENSE</b>	950	3,600	3,600	3,600	3,490	3,225	3,110	3,767
<b>LEGAL EXPENSE</b>	2,441	3,000	2,200	1,504	2,432	2,055	1,382	2,698
<b>MEDICAL</b>	276,352	404,706	426,807	379,324	361,379	351,448	320,294	284,813
<b>MISCELLANEOUS EXPENSE</b>	253	1,000	1,032	553	1,321	693	660	947
<b>OFFICE SUPPLIES</b>	21,775	29,000	33,000	32,779	28,759	31,630	45,062	51,645
<b>OFFICE SUPPLIES - SMALL EQUIP.</b>		-	-	-	-	518	7,622	7,631
<b>OFFICE TRAVEL</b>	24,441	45,000	41,000	32,263	56,589	40,242	46,644	61,561
<b>PAYROLL EXPENSES</b>		-	-	-	-	1	543	4,856

**C.I.F. SOUTHERN SECTION**

**Budget Proposal**

2020 - 2021

1	2	3	4	5	6	7	8
19-20 To Date	19-20 Budget	2020-21	2018-19	2017-18	2016-17	2015-16	2014-15

Expense (continued)

**PAYROLL TAXES**

CALPERS (Tier I, II & III)

243,511 445,066 489,897 388,036 340,832 313,390 285,727 233,721

FICA - SOCIAL SECURITY

43,447 99,462 103,220 95,007 92,363 90,885 92,195 88,288

FICA - MEDICARE

13,213 26,795 27,382 25,599 24,332 24,866 24,226 22,917

**Total PAYROLL TAXES**

300,172 571,323 620,499 508,642 457,526 429,141 402,148 344,926

**POSTAGE**

10,550 12,500 14,000 13,575 11,878 14,568 20,641 15,499

**PRESS/MEDIA**

8,416 8,000 10,000 8,994 7,551 8,340 4,740 5,954

**PRINTING/DUPLICATING**

12,249 29,000 20,000 27,438 32,745 37,599 39,288 34,946

**PROFESSIONAL GROWTH**

360 750 750 720 720 720 720 300

**PROGRAM EXPENSE**

474 100 500 474 62 50,010 53,313 47,471

**PUBLICATIONS EXPENSE**

25,152 24,500 25,500 25,234 23,170 25,314 25,787 26,408

**PUBLICATIONS WASTE**

3,900 4,200 4,113 4,684 3,317 3,797 6,249

SALARIES (Regular, commission & overtime)

895,979 1,847,966 1,888,512 1,736,304 1,700,765 1,714,246 1,681,683 1,573,312

SALES/USE TAX EXPENSE

551 1,750 1,600 1,411 1,485 1,756 1,965 425

SECRETARIAL/ADMIN. ASSISTANCE

300 300 158 242 508 3,345

SPECIAL EVENTS (HOF-DS, Ath Ad Summit)

66,829 62,000 69,000 59,764 61,251 69,282 56,131 5,352

SUPPORT/MARKETING EXPENSE

17,639 175,000 177,000 170,130 190,278 180,881 106,444 71,012

TAXES (Property)

1,573 2,800 2,300 1,777 2,650 1,160 3,630 2,265

TICKETS

300 200 145 24,805 28,197 32,715

TV TO SCHOOLS

66,000 69,000 129,500 117,100 121,700 128,390 130,720

UTILITIES

7,190 18,700 18,900 18,741 18,366 18,530 15,530 22,579

CHAMPIONS FOR CHARACTER EXP

33,443 63,000 67,000 53,162 62,544 52,119 45,874 45,472

WEBSITE TECHNOLOGY

38,856 57,000 61,000 57,133 60,097 74,489 63,760 52,532

**Total Expense**

2,113,925 4,620,595 4,766,000 4,422,272 4,413,155 4,680,550 4,456,537 4,650,333

**Net Income/Loss**

877,542 0.00 0.00 49,703 115,797 103,960 290,552 42,828

**C.I.F. SOUTHERN SECTION**  
**Fall 2019 Sports Revenue Report**  
**January 18, 2020**

	<b>Tickets Sold 2018-19</b>	<b>Tickets Sold 2019-20</b>	<b>Revenue 2018-19</b>	<b>Revenue 2019-20</b>	<b>Budget 2019-20</b>	<b>+ / - To Budget</b>
<b>CROSS COUNTRY</b>						
Prelims	5,375	5,429	\$ 39,459.00	\$ 48,243.00		
Finals	4,632	5,086	\$ 40,696.00	\$ 44,134.00		
Parking & Heat Sheets			\$ 13,117.00	\$ 13,290.00		
	10,007	10,515	\$ 93,272.00	\$ 105,667.00	\$ 99,000.00	\$ 6,667.00
<b>G VOLLEYBALL</b>						
Wild Card	1,284	1,260	\$ 1,463.25	\$ 1,129.41		
First Round	12,966	13,768	\$ 21,712.34	\$ 23,498.05		
Second Round	6,603	7,175	\$ 9,803.33	\$ 11,731.58		
Quarter Finals	5,771	5,886	\$ 12,925.26	\$ 12,817.82		
Semi-Finals	3,484	4,173	\$ 9,016.72	\$ 12,103.64		
Finals	4,423	5,313	\$ 37,884.00	\$ 45,787.00		
	34,531	37,575	\$ 92,804.90	\$ 107,067.50	\$ 104,520.00	\$ 2,547.50
<b>B WATER POLO</b>						
Finals	2,864	3,579	\$ 22,401.00	\$ 28,290.00	\$ 23,000.00	\$ 5,290.00
<b>FOOTBALL</b>						
First Round	78,607	87,506	\$ 186,242.73	\$ 241,308.34		
Quarter Finals	52,394	62,429	\$ 145,895.86	\$ 177,331.85		
Semi-Finals	34,893	37,558	\$ 108,157.10	\$ 117,852.65		
Finals	34,415	41,949	\$ 217,929.43	\$ 262,872.09		
Finals Parking			\$ 16,060.00	\$ 15,750.00		
Press Lunch Sponsor			\$ 7,998.93	\$ 7,998.93		
State Regionals			\$ 40,779.00			
	200,309	229,442	\$ 723,063.05	\$ 823,113.86	\$ 709,000.00	\$ 114,113.86
<b>G GOLF</b>						
Tournaments			\$ 31,800.00	\$ 35,805.00	\$ 35,550.00	\$ 255.00
	<b>247,711</b>	<b>281,111</b>	<b>\$ 963,341</b>	<b>\$ 1,099,943</b>	<b>\$ 971,070</b>	<b>\$ 128,873</b>

*Reports still outstanding*

**FALL NOTES**

	<b>2018</b>	<b>2019</b>
Online Tickets Sold	16,168	24,073
\$0.40 per ticket share	\$ 6,467.20	\$ 9,629.20

Prepared by:  
MITCH CARTY, Chief Financial Officer





At their meeting (conference call) on Tuesday, December 10, 2019, the CIF Southern Section Nominating Committee approved the following slate of candidates for CIF Southern Section Executive Committee positions to be forwarded to the CIF Southern Section Council for first reading at their meeting on January 28, 2019.

A) President-Elect

- Jim Perry, District Athletic Director, Huntington Beach Union High School District
- Dr. Paula Hart Rodas, Principal, Lawndale High School

B) Treasurer

- Chris Calderwood, Vice-Principal/Athletic Director, Rancho Mirage High School
- Paul Lopez, Principal, Glendora High School

C) Activities Director Representative

- Todd Arrowsmith, Activities Director, West Ranch High School
- Don Skaggs, Activities Director, Great Oak High School

D) Boys Athletic Director Representative

- Rich Imbriani, Athletic Director, Cajon High School
- ~~Chuck Shore, Athletic Director, Gladstone High School~~ (Withdrawn)  
(Nominations will be accepted from the floor)

E) Girls Athletic Director Representative

- Tiffany Gordon, Athletic Director, Grand Terrace High School
- Michelle Spencer, Athletic Director, Marina High School

F) Orange County Area Representative

- Mary Jane Hibbard, Principal, Rancho Alamitos High School
- Courtney Robinson, Principal, Ocean View High School



### **2019-2020 CIF SOUTHERN SECTION NOMINATING COMMITTEE**

- Eastern – Matt Maeda, Athletic Director, San Geronio High School
- Los Angeles County – Candace Cayer, Asst. Principal, La Puente High School
- Northern – Rob Dearborn, Athletic Director, Moorpark High School
- Orange County – Tom Fox, Athletic Director, Villa Park High School
- Parochial – Kate Aceves, Principal, St. Paul High School
- Private – Charlie Ricards, Athletic Director, Woodcrest Christian High School

#### **Ex-Officio Members**

- Dr. Monica Colunga, President, CIF Southern Section Council
- Rob Wigod, Commissioner of Athletics, CIF Southern Section



# James Perry

## President-Elect Nominee

District Athletic Director  
Huntington Beach Union High School District

### Employment

- Huntington Beach Union High School District – District Athletic Director 2013 – Present
- The Corona High School – Assistant Principal/Athletics (retired) 2009 – 2013
- La Quinta High School/W – Athletic Director/Basketball Coach/Teacher 1981 – 2008
- Loyola Marymount University – Assistant Basketball Coach 1980 – 1981
- University of Utah – Assistant Basketball Coach 1978 – 1980
- Crescenta Valley High School – Teacher/Assistant Basketball Coach 1975 – 1978

### California Interscholastic Federation

- State Federated Council President 2018 – Present
- State Executive Committee 2010 – 2013, 2014 – Present
- State Federated Council Representative 2006 – Present
- State Sportsmanship Committee 2006 – Present
- State Basketball Committee Chair 2016 – Present
- State Soccer Committee Chair 2013 – 2016
- State Wrestling Committee Chair 2014 – 2016

### California Interscholastic Federation – Southern Section

- Executive Committee 2012 – Present
- Public – Private School Advisory Committee 2014 – Present
- Basketball Open Division Selection Committee Chair 2014 – Present
- Hall of Fame / Distinguished Service Awards Committee 2011 – Present
- Athletic Administrators Advisory Committee 1999 – Present
- Basketball Advisory Committee 1990 – 1994, 2000 – Present
- Ethics in Sports Committee 2001 – 2005

### California State Athletic Directors Association

- Board of Directors 2014 – 2016
- State Athletic Director of the Year 2006

### Citrus Belt Area Athletic Directors Association

- Board of Directors 2009 – 2013
- Hall of Fame 2015

### Orange County Athletic Directors Association

- President 1991 – 1993, 2005 – 2007
- Board of Directors 1989 – 2009, 2013 – 2016

### National Association of Sport and Physical Education

- Athletic Director Presidential Hall of Fame 2012

# Paula Hart Rodas, Ed.D.

President-Elect

---

## LEADERSHIP EXPERIENCE

---

<b>LAWNDALE HIGH SCHOOL</b>	<b>Principal</b>	<b>2014 – present</b>
-----------------------------	------------------	-----------------------

Serving as leader and mentor for 140 educators, 65 staff members, and 2300 students by developing an environment that encourages open communication with colleagues, students, and the community; cultivating a school culture that encourages continuous improvements for teachers and students; and fostering practices that promote a safe learning environment.

<b>LEUZINGER HIGH SCHOOL</b>	<b>Associate Principal</b>	<b>2013 – 2014</b>
------------------------------	----------------------------	--------------------

Responsible for Athletics, Activities, and Attendance Departments including: athletics program, activities programs, attendance management, school safety, school discipline, maintenance and operations, classroom technology, testing, Positive Behavior Interventions and Support (PBIS) program.

<b>MIRA COSTA HIGH SCHOOL</b>	<b>Vice Principal &amp; Director of Athletics</b>	<b>2008 – 2012</b>
-------------------------------	---	--------------------

Responsible for Athletics, Activities, and Facilities Departments including: Athletics -management and operations for 25 programs, including hiring coaches, ordering equipment and supplies, scheduling contests, and fundraising; Facilities - site management including \$56M campus improvement plan; school discipline; special education; campus security; testing, activities programs, classroom technology.

<b>MANHATTAN BEACH MIDDLE SCHOOL</b>	<b>Vice Principal</b>	<b>2007 – 2008</b>
--------------------------------------	-----------------------	--------------------

Responsible for: supervision of school discipline, special education, security staff, facilities, testing, intramural athletics program, classroom technology, and instructional monitoring.

<b>MARYMOUNT COLLEGE</b>	<b>Assistant Director, Community Programs</b>	<b>2003 – 2007</b>
--------------------------	---	--------------------

Supervised summer school instructional programs at South Bay campuses, grades K-12, to assure quality results; assisted with planning, implementation, and management of summer programs and staff to provide comprehensive enrichment opportunities for students in grades K-12 including contract negotiation.

---

## TEACHING & COACHING EXPERIENCE

---

<b>MARYMOUNT COLLEGE (Rancho Palos Verdes, CA)</b>	<b>1997 – 2007</b>
<b>Microbiology Professor (2006-2007); Summer School Instructor (1997-2002)</b>	

<b>MIRALESTE INTERMEDIATE SCHOOL (Palos Verdes Peninsula Unified School District, CA)</b>	<b>1998 – 2007</b>
<b>Physical Science Instructor</b>	

<b>DAVID STARR JORDAN HIGH SCHOOL (Long Beach Unified School District, CA)</b>	<b>1996 – 1998</b>
<b>Science Instructor; Girls Volleyball Head Coach; Boys Volleyball Assistant Coach</b>	

---

## ATHLETICS COMMITTEES & EXPERIENCE

---

CIF Federated Council, Southern Section Representative, 2018 - present  
CIF Southern Section Executive Committee, Coast Area Representative, 2014 - present  
CIF Southern Section Executive Committee, At-Large Member, 2013-14  
Cognitive Coaching Training, 2017-2018  
Positive Behavior Support and Interventions Training, 2013  
Coaching Principles and First Aid for Coaches Trainer Certification, 2011  
Pursuing Victory With Honor Trainer Certification, 2009  
NCAA Division II National Tournament, Women's Volleyball, Regis College, 1989

## **Chris Calderwood**

### **Treasurer**

Please consider me a candidate for the position of treasurer on the CIFSS Executive Committee. I am currently ending my second term as Boys Athletic Director Rep to the CIF-SS Executive Committee. It has been my honor to serve in that capacity for the last eight years and I hope you consider me for the position of treasurer.

I have been an athletic director and assistant principal in the Palm Springs Unified School District for 25 years, First at Palm Springs HS and then for the last seven years at Rancho Mirage High School. Before that, I coached and taught math for eleven years in both Carpinteria and Palm Springs. I am currently the league rep for the Desert Empire League and have previously served as a league representative for the Desert Valley League for twelve years as well as the De Anza League. I've been on the Citrus Belt Area Athletic Director's Association board for 20 years, serving as President of that organization for two years as well as a league rep for several leagues for many years. I am currently serving on the CIF State Athletic Administrators Advisory Committee. I have chaired the CIF-SS Athletic Administrators Advisory Committee for the past eight years after serving on that committee for several years previous to that. I have been on the California State Athletic Directors Association Executive Board, creating and managing a new website as well as other media duties for that organization.

It has been a privilege to represent athletic directors on the CIFSS Executive Committee. My experience in this role positions me well for the role of treasurer. I look forward to working with Mitch Carty and the entire CIFSS staff and executive committee to ensure that the CIF Southern Section remains Fiscally sound for years to come. Thank you for allowing me to serve as your Boys Athletic Director representative and I ask that you please give me consideration as treasurer.

# **PAUL LOPEZ**

## **TREASURER**

I have been working in education for 27 years all at Glendora High School. I was a Special Education teacher, Counselor, Dean of Students, Athletic Director, Assistant Principal and now the Principal. I have been the Principal at GHS for the past six years. I have served as the President of the Baseline League and am currently the President of the Palomares League. I am the Council representative for the league. I have served on the MSAC Releaguings Ad Hoc committee two different times. Before becoming an administrator, I coached Football for 25 years. Five of those years were as the head coach.

**TODD ARROWSMITH**

**ACTIVITIES DIRECTOR REPRESENTATIVE**

I am seeking a second term as Activities Director Representative to the CIF Southern Section Executive Committee. It has been my honor to serve in that capacity for the last four years and I hope you consider me for another four years.

I have served on the CIF Southern Section Executive Committee since 2011 as a representative of the California Association of Directors of Activities and Activities Director Representative. I served on the CIF Federated Council as a representative of California Association of Directors of Activities from 2008 through 2016. I serve as Chairman of the CIF Southern Section Activities Director Advisory Committee. I serve as an administrator for the California Association of Directors of Activities High School/Middle School Camps that are held at UC Santa Barbara and Santa Clara University every summer. In 2011, I received The Bob Burton Spirit Award from the California Association of Directors of Activities. I currently serve on the Area E Council of the California Association of Directors of Activities. I speak around the state of California on Sportsmanship and Spirit at Athletic Events.

I am currently beginning my 15th year working in Student Activities at West Ranch High School. I was Saugus High School's Director of Student Activities for six years and served as a teacher and Activities Director at Sierra Vista Junior High School for five years.

I am a strong supporter of education, athletics, and student activities. I believe in the correlation between involvement in extra-curricular activities and a students' academic success. I hope to continue on bringing my experience in extra-curricular activities to the CIF Southern Section and its member schools.

# Don Skaggs

## Activites Director Representative

### Education

---

January 1994 - December 1994    California State University, Long Beach    CA

- Single Subject- Social Science

September 1997 - July 1998    Azusa Pacific University    Azusa, CA

- Master of Arts in Education

### Employment History

---

July 1995 - June 2004    Vail Ranch M.S.    Temecula, CA

- Seventh Grade Language Arts, Seventh Grade World History, 8th Grade U.S. History, 8th Grade Language Arts and Activities Director

July 2004 - Present    Great Oak High School    Temecula, CA

- Activities Director and Academic Decathlon Head Coach

### Professional Development

---

August 1996 - Present

- Member of CADA (California Association of Directors of Activities)  
Area F Council Member and presenter at state and national conferences
- Regular presenter at the CADA Conferences and area conferences.
- Regular presenter at the Jostens National Conference
- I have hosted two dozen or so schools who are looking to improve school culture

### Staff Development and Leadership Activities

---

Great Oak High School Activities Director

2004- Present



# Richard Alan Imbriani

Boys Athletic Directors Representative



San Bernardino, CA



## A B O U T   M E

Passionate and driven individual with 22 years' experience as an Athletic Director, motivating students to achieve both academic and athletic success.

## E X P E R I E N C E

### Cajon High School – Physical Education Teacher

1988-1997

Developed and presented lesson plans that taught the rules and strategies of various sports; encouraged teamwork, sportsmanship, and proper techniques. Provided clear and consistent directions to keep the class focused and productive, implemented behavior modification strategies, along with a cooperative discipline model to maintain a positive and well-disciplined class. Established a safe and secure learning environment for all students. Coordinated with other colleagues in the department to allocate resources and revise teaching methods. Provided constant feedback and positive reinforcement to keep students motivated.

### San Bernardino Valley College – Assistant Football Coach 1996-1999

Assisted in recruiting and procurement of top-level athletes. Developed all quarterback and receivers to improve and hone skills to move to the next level. Weekly analysis of teams and coaching strategies. Coached numerous players to post season accolades.

### Cajon High School – Athletic Director

1997-Present

- Direct recruitments of student athletes by college coaches.
- Recruit and develop coaches who will effectively mentor students and develop championship level programs.
- Evaluate scholastic eligibility for all athletic team candidates.
- Develop, analyze, and review annual budgets; control and authorize expenditures related to the Athletic Department.
- Keep permanent records of losses and wins for all sports.
- Knowledgeable of district policies on immunization, medication, first aid, child abuse/neglect and substance abuse.
- Promote student athletics through banners and media.
- Schedule all transportation to and from sporting events for all student athletes.
- Serve as the Department Head for areas related to Community and Alumni outreach programs.

## A C C O M P L I S H M E N T S

- CIF SS Athletic Director of the Year 2009
- CIF Council Representative since 2006
- Athletic Administration Committee Member since 2007
- Citrus Belt Area Athletic Directors Association Board Member since 2006
- Citrus Belt Area Athletic Directors Association President 2009
- 155 League Championship Titles
- 5 CIF Championships Titles
- 4 CIF Runner-Ups Titles
- 1 State Championship Title
- 1 Regional Championship Title

## E D U C A T I O N

### Master of Education – Curriculum and Instructional Leadership

*National University*

1988-1990

### Bachelor of Science – Physical Education

*California State University San Bernardino*

1986-1988

### Associates Degree

*San Bernardino Valley College*

1984-1986



# Richard Alan Imbriani

A t h l e t i c   D i r e c t o r

## C O A C H I N G   E X P E R I E N C E

Cajon Hight School Girls Varsity Head Track Coach	February 1986 – June 1990
Cajon Hight School Freshman Football Coach	February 1986 – June 1988
Cajon Hight School Varsity Baseball Coach	December 1990 – June 1991
Cajon Hight School Head Football Coach	January 1991 – February 1996
Cajon Hight School Varsity Baseball Coach	December 1990 – June 1991
Cajon Hight School Head Football Coach	January 1991 – February 1996
San Bernardino Valley College Assistant Football Coach	January 1996 – December 1999
Cajon Hight School Head Football Coach	December 2000 – December 2002



**Tiffany Gordon**  
**Girls Athletic Director Representative**

**EDUCATION**

**University of Phoenix-Southern California Campus**

Master of Arts in Education/Secondary Teacher Education  
California Single Subject Teaching Credential in Physical Education  
Attend: June 2006 to February 2008

**California State University San Bernardino, San Bernardino, Ca.**

Bachelor of Science Kinesiology, Exercise Science Concentration.  
Attend: 2002-2004

**Riverside Community College, Riverside, Ca.**

General Education / Athletic Training  
Attend: 1999-2002  
Associate in Arts Degree / EMT Certification

**EXPERIENCE**

**Colton Joint Unified School District, 1212 Valencia Blvd, Colton, CA (909) 580-5000**

2007 to Present

Position: Athletic Director – 9 years Physical Education Teacher – 3 years  
Serving as a Middle/High School Physical Education Teacher, teaching 7<sup>th</sup> – 12<sup>th</sup>  
grades. Athletic Director at Colton High and Grand Terrace High School.

**Medic First Aid, Instructor**

2008 to Present  
Adult/Child/Infant CPR and First Aid Instructor

**Varsity Spirit Corporation, 6745 Lenox Center Ct, Suite 300, Memphis, TN**

2000 to 2006  
Position: EMT/First Aider/Manager

**The S.P.O.R.T. Foundation, 4444 Magnolia Ave, Riverside, Ca. (909) 274-3422**

2000 to 2008  
Position: Athletic Trainer

**Areas of Service**

**CIFSS Athletic Administrators Committee**  
**CIF State Wrestling Weight Management Assessor**  
**Sunkist League Coordinator**

# Michelle Spencer

## Girls' Athletic Directors Representative

### Objective

---

Enthusiastic and passionate Athletic Director seeking position of Girls Athletic Director Representative on the CIF Southern Section Executive Committee.

### Key Strengths

---

- High degree of integrity
- Effective communicator
- Successful relationship builder
- Confident decision maker
- Strong leader
- Innovative ideas

### Experience

---

#### Athletic Director

June 2007 - Present

##### Marina High School - Huntington Beach, CA

- Oversee all aspects of our school's athletic activities
- Schedule all athletic facilities on the campus
- Provide ongoing leadership to coaches and athletes
- Facilitate communication between coaches and the community they serve
- Responsible for ensuring coaches follow all district and CIF rules
- Build working relationships with administration and fellow athletic directors

#### Mathematics Teacher

September 1999 – June 2015

##### Marina High School - Huntington Beach, CA

- Implemented curriculum for new courses on campus
- Guided and facilitated the learning experience for students

#### Assistant Varsity Softball Coach

January 1998 – June 2015

##### Marina High School - Huntington Beach, CA

- Promoted an environment which encouraged students to excel both personally and academically

### Training

---

#### California State Athletic Director's Conference

Yearly

#### Summer CIF Workshop

Yearly

#### CIF Athletic Administrator Summit

Yearly

### Memberships

---

#### California State Athletic Directors Association

Yearly

#### Orange County Athletic Directors Association Secretary

2016-present

#### Orange County Athletic Directors Association League Delegate

2015-2016

### Accolades

---

#### CIF MVP Athletic Director

2016 & 2018

#### CSADA CIF-SS Athletic Director of the Year

2016

#### Jim Staunton Champion for Character

2013

#### Masonic Lodge Volunteer Teacher of the Year

2010

# Mary Jane Hibbard

## ORANGE COUNTY AREA REPRESENTATIVE

### Education

1996	MA, Special Education, California State University, Los Angeles, CA
1993	BS, Mathematics, California State University, Los Angeles, CA
1990	AA, Glendale Community College, Glendale, CA

### Credentials

2003	Administrative Services Credential – Tier II, California State University at Long Beach
1999	Administrative Services Credential – Tier I, Whittier College, CA
1996	Teaching Credential, Learning Handicaps, California State University at Los Angeles
1995	Teaching Credential, Severe Handicaps, California State University at Los Angeles
1995	Teaching Credential, Mathematics, California State University at Los Angeles
1996	Resource Specialist Certificate, California State University at Los Angeles

### Professional Experience

2009 - Present	Principal, Rancho Alamitos High School, CA
2004 - 2009	Principal, Pacifica High School, CA
2001 - 2004	Assistant Principal, Los Amigos High School, CA
1997 - 2001	Math and Special Education Teacher, Whittier High School, CA

### Additional Professional Activities

2019 - Present	CIF SS Orange County Area Representative
2018 – 2019	CIF SS Transfer Rules Committee
2018 - Present	Garden Grove League President
2007 - Present	WASC Visiting Chair and Committee Member
2003	Critical Friends Coach: National School Reform Faculty/ Annenberg Institute
1995 - 2001	Curriculum Writing Team Member, Whittier Union High School District, CA
1996 - 2001	Visiting Lecturer, Teacher Training on Inclusive Practices California State University at Fullerton and Los Angeles, CA Los Angeles Valley Community College, CA
1996 - 2000	Conference Presenter: <u>TASH Conference</u> , Florida, December 7-9, 2000. <u>California Confederation on Inclusive Education, Summer Institute</u> , “A Model for Inclusion”, July 29, 1997 and August 4, 1998. <u>Inclusion Conference</u> , “Heterogeneous Classrooms and Non-categorical Special Education Programs in High School”, March 1996.

### Awards and Publications

1996 Rookie of the Year: Outstanding New Teacher Award, Whittier High School
Co-authored “Restructuring to Create a High School Community of Learners” in <u>Restructuring For Caring and Effective Education</u> , Richard A. Villa & Jackie Thousand, 2000.
Co-authored “Collaboration at Whittier High School” in <i>TASH Newsletter</i> , April 2000.

**COURTNEY B. ROBINSON, ED.D.**  
**Orange County Area Representative**

---

<b>Administrative: Experience</b>	Principal Ocean View High School Huntington Beach Union High School District	2015-Present
	<ul style="list-style-type: none"><li>-Oversees all Athletic Programs</li><li>-Participant in the InSideOut Initiative</li><li>-Supported staff and a student to bring Unified Sports to Ocean View High School</li><li>-Supported staff to start Unified Cheer and United Sound at Ocean View</li></ul>	
	Assistant Principal Ocean View High School, Fountain Valley High School Laguna Beach High School	2019-2015
	Activities Director Capistrano Valley High School Capistrano Unified School District	2008-2009
<b>Co-Curricular Experience:</b>	Pep Squad Advisor Capistrano Valley High School	2003-2004
	Pep Squad Co-Advisor Capistrano Valley High School	2001-2003
	Assistant Varsity Softball Coach	2000-2003
	Model United Nations Advisor	2000-2001
	Freshman Softball Coach	2000
	Junior Varsity Tennis Coach	1999-2000

\*Former soccer and softball athlete in high school. Coached recreational and travel softball teams for my daughters for 6 years

---

## CIF SOUTHERN SECTION COUNCIL PROPOSAL FORM\*\*

In accordance with Blue Book Article 3, Bylaw 30.1, the following proposal is submitted for Council consideration.

*“CIF Southern Section Council may entertain proposals submitted to the governing body on the appropriate proposal form from duly appointed advisory committees, leagues or the Executive Committee.” All items coming before the Southern Section Council must contain the financial implications on member schools, leagues and the Southern Section.*

Date: 11/19/19

Submitted by:

Name of representative: Darin Mott

School of representative: Murrieta Valley Telephone: 951-696-1408

**Check one of the following:**

☒ League Proposal. Name of League: Southwestern

☐ Advisory Committee Proposal. Committee Name: \_\_\_\_\_

☐ Executive Committee Proposal. Submitted by: \_\_\_\_\_

**Rule Change:**

Rule Number Affected: 1212 Implementation Date: May 1<sup>st</sup> 2020

**Abstract:** (Please add any supporting documents.)

\_\_\_\_\_

**Council First Read:** 1/28/2020

**Council Action Date:** 3/31/2020

**Date Proposal will take effect on member schools:** 5/1/2020

See reverse side for additional information.

**Financial Impact on Member School and Southern Section (Attach an analysis and supporting documents):**

All Council Proposals must be submitted according to the timelines published in the Blue Book. If they are not received in a timely manner, they will be postponed until the next meeting.

Council Proposals that do not contain the information in the fields provided on both pages will not be considered.

Sport advisory committees are advised to confine their proposals to the sport(s) under their advisement. Any proposals that do not affect Articles 1400 – 3100 must contain a rationale as to why the sport advisory committee is requesting action.

**Procedure for Proposed Bylaw Changes:**

1. Identify the bylaw, by number, to be changed or eliminated.
2. Type the bylaw, using normal font face, for language that will remain unchanged.
3. Use strikethrough to identify language to be eliminated or changed.
4. Identify proposed language using bold type.

For example, if a league wants to address the color of jerseys in basketball, the proposal may read:

The \_\_\_\_\_ League proposes the following changes to the basketball bylaws.  
(your league name)

Bylaw 1623 Color of Jerseys

Proposed language:

“In all basketball games played between member schools of the CIF Southern Section,  
The host team shall wear ~~white~~ **dark** colored jerseys.”

Change to rule 1212;

Moving the due date of winter schedules to the liaison and assignor from July 1<sup>st</sup> to September 1<sup>st</sup>

Rational;

1. Most athletic directors are off work and out of the office by July 1<sup>st</sup> or earlier.
2. There is a 2 to 3 month gap between due dates in both the fall and spring schedules.  
Example fall schedules are due June 1<sup>st</sup> 2 months before actual games. Spring schedules are due December 1<sup>st</sup> 2 months before actual games. Winter schedules are due 5 months prior to the beginning of the season.
3. A later due date would allow for games and/or tournaments to be added to the schedule once school is back in session. Many winter tournament dates are decided once school is bac in session.



10932 Pine Street  
Los Alamitos, California 90720

Telephone: (562) 493-9500  
FAX: (562) 493-6266

---

## CIF SOUTHERN SECTION COUNCIL PROPOSAL FORM\*\*

In accordance with Blue Book Article 3, Bylaw 30.1, the following proposal is submitted for Council consideration.

“CIF Southern Section Council may entertain proposals submitted to the governing body on the appropriate proposal form from duly appointed advisory committees, leagues or the Executive Committee.” *All items coming before the Southern Section Council must contain the financial implications on member schools, leagues and the Southern Section.*

Date: 1/6/20

**Submitted by:**

Name of representatives: Mark Cunningham, Dan O’Shea

School of representatives: Corona Del Mar High School Telephone: (949) 515-6000

**Check one of the following:**

☐ League Proposal. Name of League: \_\_\_\_\_

X Advisory Committee Proposal. Committee Name: Football Advisory

☐ Executive Committee Proposal. Submitted by: \_\_\_\_\_

**Rule Change:**

Rule Numbers Affected: 3319, 3319.5, 3319.7 – Playoff Groupings Implementation Date: 7/1/20  
3314.1 – Number of Team Entries Into Playoffs

**Abstract:** (Please add any supporting documents.)

See attached...

**Council First Read:** 1/28/20

**Council Action Date:** 3/31/20

**Date Proposal will take effect on member schools:** 7/1/20

See reverse side for additional information.

**Proposal Number**

SS 609



**Financial Impact on Member School and Southern Section (Attach an analysis and supporting documents):**

Travel for schools could increase, decrease, or remain the same each year, depending on match-ups and advancement in playoff brackets.

All Council Proposals must be submitted according to the timelines published in the Blue Book. If they are not received in a timely manner, they will be postponed until the next meeting.

Council Proposals that do not contain the information in the fields provided on both pages will not be considered.

Sport advisory committees are advised to confine their proposals to the sport(s) under their advisement. Any proposals that do not affect Articles 1400 – 3100 must contain a rationale as to why the sport advisory committee is requesting action.

**Procedure for Proposed Bylaw Changes:**

1. Identify the bylaw, by number, to be changed or eliminated.
2. Type the bylaw, using normal font face, for language that will remain unchanged.
3. Use strikethrough to identify language to be eliminated or changed.
4. Identify proposed language using bold type.

For example, if a league wants to address the color of jerseys in basketball, the proposal may read:

The \_\_\_\_\_ League proposes the following changes to the basketball bylaws.  
(your league name)

Bylaw 1623 Color of Jerseys

Proposed language:

“In all basketball games played between member schools of the CIF Southern Section,  
The host team shall wear ~~white~~ **dark** colored jerseys.”

### **3319 PLAYOFF GROUPINGS – COMPETITIVE EQUITY**

The following procedures for conducting the business of playoff groupings will be in effect for the sports listed below:

**Fall Sports – Football, Girls Tennis, Girls Volleyball, Boys Water Polo**

**Winter Sports – Boys/Girls Basketball, Boys/Girls Soccer, Girls Water Polo**

**Spring Sports – Baseball, Softball, Boys Tennis, Boys Volleyball**

**3319.1** Individual schools will be evaluated and placed into divisions on a yearly basis for the sports listed above utilizing a formula which includes the following factors: regular season record, strength of schedule and Southern Section playoff performance over a two-year period. (For example, in Baseball and Softball, the data from the 2017 and 2018 seasons will be used to formulate divisions for the 2019 season. After the 2019 season is concluded, the data from the 2017 season will be removed and the data from the 2018 and 2019 seasons will be used to formulate divisions for the 2020 season.) The formula will be applied to each school resulting in the creation of competitive equity power rankings for individual schools, using that school's competitive performance as the only criteria for establishing playoff divisions.

**3319.5** Leagues are guaranteed their appropriate number of entries into the Southern Section Championships, per current Southern Section Blue Book Rule 3314. ~~with the exception of football. In football, League Champions will have first priority, followed by 2<sup>nd</sup> place teams, 3<sup>rd</sup> place teams and so on from each league. Once the total number of guaranteed entries from each league are submitted, the At Large Selection process outlined in the Football Playoff Bulletin will be used to select at large teams to fill any byes in the draw, or to eliminate teams from the draw, in order to create a 16 team bracket for each division.~~

**3319.7** ~~In the sport of football, individual schools will be evaluated and placed into divisions on a yearly basis utilizing a formula based entirely on current regular season results. Final power rankings, and divisional placements, will be determined and released at the end of the current regular season. Seeding of all playoff brackets in each division will follow the final power rankings in that division, regardless of league affiliation or league finish. For example, in the First Round, the #1 seed, determined by the final power rankings for that division, will play #16, the #2 seed will play #15, etc. The higher seeded team will host the First Round contest and then CIF Southern Section Bylaw 3304, Host Team After the First Round, will be followed for all subsequent contests.~~

Also...

**3314.1** – In all team sports other than wrestling and football, (For information regarding at-large entries for football, see the Football Playoff Bulletin). The rest of 3314.1 remains unchanged.

## **FOOTBALL 2020**

**Step 1** – All member schools will be required to enter every score, from every game played, into CIFSSHome after each week of the regular season. The CIF-SS will be utilizing the CalPreps Power Rankings system that currently provides power rankings for every 11-Man Football school in our section and across the country. Those weekly power rankings will not include divisional placements. Divisional placements will be based entirely on the power rankings after the regular season has concluded.

**Step 2** – At the end of the regular season, final power rankings will be released utilizing only current regular season results. These current regular season results will include out of section and out of state teams, which our past power rankings did not include. The final power rankings will include divisional placements and will serve as the basis for creating the 2020 Football Playoff Brackets.

**Step 3** – Divisions and brackets will be created around automatic qualifiers. We currently have 178 automatic qualifiers from leagues across our 14 divisions. This year, Division 1 had 7 automatic qualifiers, which leaves 171 automatic qualifiers remaining. These 171 qualifiers would be distributed evenly across the other 13 divisions, which means there would be an average of 13 automatic qualifiers in each one. We would identify automatic qualifiers from the power rankings, starting at the top and then working down, and build the divisions accordingly. For example, in each division you begin with the power rankings identifying the first automatic qualifier until you reach the thirteenth automatic qualifier. That process might include a total of 20 schools to arrive at the 13 qualifiers. Then, you identify the three highest ranked teams in that division of 20 schools who are not automatic qualifiers from their leagues and those three teams would be selected as at-large teams to complete the 16-team bracket.

**Step 4** – Seeding of all playoff brackets in each division will follow the final power rankings in that division, regardless of league affiliation or league finish. For example, in the First Round, the #1 seed, determined by the final power rankings for that division, will play #16, the #2 seed will play #15, etc. The higher seeded team, regardless of league placement, will host the First Round contest and then CIF Southern Section Bylaw 3304, Host Team After the First Round, will be followed for all subsequent contests.

Some other aspects of this concept to be considered...

1) In helping explain this concept further, included in the proposal to the CIF Southern Section Council in January will be 2019 playoff brackets in each division illustrating what last season's playoff brackets would have looked like if this new system was implemented.

2) Another thing to keep in mind is every automatic qualifier from every league would be guaranteed entry into the playoffs, while still providing at-large opportunities for deserving teams in each division. In the past, that has not been the case, in regard to guaranteeing every automatic qualifier from every league gaining entry into the playoffs.

3) This new format will require a major cultural change on our membership's part because schools would not know their divisional placements until the regular season is over.

4) With divisions not being formed until after the current regular season, there would no longer be weekly Top Ten Polls tracking each division throughout the regular season.

I hope this information will be useful to you in preparing for what you will see in January. As always, the decision on whether this new format will be implemented or not will be up to our member schools through their league's representation to the CIF Southern Section Council. I look forward to the discussions that are to come in our continuing effort to make progress with competitive equity playoffs.

Automatic Qualifiers: 178

At Large Teams: 38

D1	J Serra (6-4)	D11	Brentwood (8-2)
D2	Lutheran/O (5-5)		Rim of the World (7-3)
	Notre Dame/SO (7-3)		Laguna Hills (5-5)
D3	Serra (5-5)	D12	Hesperia (5-5)
	Tesoro (8-2)		South Pasadena (7-3)
D4	Santa Margarita (3-7)		Santa Paula (5-4)
	St. Francis (8-2)	D13	St. Monica (7-3)
D5	Loyola (3-6)		Rancho Christian (5-5)
	Chaparral (7-3)		Heritage Christian (3-2)
D6	St. Bonaventure (5-4)		La Canada (5-5)
	Golden Valley (8-2)	D14	29 Palms (5-5)
	Damien (5-5)		Gabrielleno (6-4)
D7	Etiwanda (5-5)		Pioneer (5-5)
	Aliso Niguel (7-3)		Duarte (5-5)
	Citrus Hill (7-3)		
D8	Great Oak (4-6)		
	Murrieta Mesa (3-7)		
	El Modena (5-5)		
D9	Bishop Diego (5-5)		
	Claremont (6-4)		
	Pasadena (6-3)		
D10	Rio Mesa (5-5)		
	Burroughs/B (6-4)		
	Xavier Prep (6-4)		

Division 1      7AQ

Mater Dei

St John Bosco

Mission Viejo

Centennial

Servite

J Serra \* (6-4)

Corona Del Mar

Bishop Amat

División 2      14 AQ

Sierra Canyon

Calabassas

Alemaný

Grace Brethren

San Clemente

Orange Lutheran\* (5-5)

La Habra

Rancho Cucamonga

Norco

Culver City

Palos Verdes

Upland

Ayala

Notre Dame/SO\* (7-3)

Oxnard

Rancho Verde

# DIVISION 1 CIF-SS/FORD 2019 FOOTBALL CHAMPIONSHIPS

FIRST ROUND

SECOND ROUND

SEMIFINALS

FINAL ROUND

Mater Dei\* Trinity #1

Bishop Amat Mission #1

Centennial\* Big VIII #1

Servite Trinity #3

Mission Viejo\* South Coast #1

JSerra Trinity At Lrg

St John Bosco\* Trinity #2

Corona Del Mar Sunset #1



## \*Denotes Host Team

This draw sheet was made based upon information available to the CIF-SS as of 11/5/16. We reserve the right to adjust the draw sheet as a result of information which would update any final league standings. All games will start at 7:30 p.m., unless another time is mutually agreed upon and clearance is received from the CIF-SS Office. Public coin flips will be held in the lobby according to the following schedule: Second round-Nov .6 immediately after pairings are released, Semifinal round-Nov. 12 at 9:00 a.m., Final round-Nov. 19 at 9:00 a.m. Draw results available on our web site @ [www.cifsshome.org](http://www.cifsshome.org)

2019

FOOTBALL DIVISION 1

# DIVISION 2 CIF-SS/FORD 2019 FOOTBALL CHAMPIONSHIPS

FIRST ROUND

SECOND ROUND

SEMIFINALS

FINAL ROUND

Sierra Canyon\* Gold Coast #1

Rancho Verde Ivy #1

Rancho Cucamonga\* Baseline #1

Norco Big VIII #2

San Clemente\* South Coast #2

Upland Baseline #2

Grace Brethren\* Camino #1

Ayala Palomares #1

Alemany\* Mission #3

Notre Dame/SO Mission At Lrg

Orange Lutheran\* Trinity At Lrg

Palos Verdes Bay #1

La Habra\* Freeway #1

Culver City Ocean #1

Calabassas\* Marmonte #1

Oxnard Pacific View #1



## \*Denotes Host Team

This draw sheet was made based upon information available to the CIF-SS as of 11/5/16. We reserve the right to adjust the draw sheet as a result of information which would update any final league standings. All games will start at 7:30 p.m., unless another time is mutually agreed upon and clearance is received from the CIF-SS Office. Public coin flips will be held in the lobby according to the following schedule: Second round-Nov. 6 immediately after pairings are released, Semifinal round-Nov. 12 at 9:00 a.m., Final round-Nov. 19 at 9:00 a.m. Draw results available on our web site @ [www.cifsshome.org](http://www.cifsshome.org)



Division 3 – 14AQ

Serra\* (5-5)

Cajon

La Serna

Camarillo

Tesoro\* (8-2)

Oaks Christian

Edison

Chaminade

Vista Murrieta

Glendora

Paraclete

St. Paul

Paramount

Foothill

San Juan Hills

Murrieta Valley

# DIVISION 3 CIF-SS/FORD 2019 FOOTBALL CHAMPIONSHIPS

FIRST ROUND

SECOND ROUND

SEMIFINALS

FINAL ROUND

Serra\* Mission At Lrg

Murrieta Valley Southwestern #3

Chaminade\* Mission #2

Vista Murrieta Southwestern #1T

Tesoro\* South Coast At Lrg

St. Paul Del Rey #1

Camarillo\* Camino #2

Paramount San Gab. Vly #1

La Serna\* Del Rio #1

Foothill North Hills #1

Oaks Christian\* Marmonte #2

Paraclete Gold Coast #2

Edison\* Sunset #2

Glendora Palomares #2

Caion\* Citrus Belt #1

San Juan Hills Sea View #1



COACHES:

REPORT ALL SCORES TO: [www.cifsshome.org](http://www.cifsshome.org)  
IMMEDIATELY AFTER COMPLETION OF CONTEST

## \*Denotes Host Team

This draw sheet was made based upon information available to the CIF-SS as of 11/5/16. We reserve the right to adjust the draw sheet as a result of information which would update any final league standings. All games will start at 7:30 p.m., unless another time is mutually agreed upon and clearance is received from the CIF-SS Office. Public coin flips will be held in the lobby according to the following schedule: Second round-Nov .6 immediately after pairings are released, Semifinal round-Nov. 12 at 9:00 a.m., Final round-Nov. 19 at 9:00 a.m. Draw results available on our web site @ [www.cifsshome.org](http://www.cifsshome.org)

Division 4 – 14AQ

Yorba Linda

Valencia

Poly/LB

Lawndale

Temecula Valley

Santa Margarita\* (3-7)

Pacifica

Diamond Ranch

Serrano

Wilson/LB

San Jacinto

Chino Hills

Crescenta Valley

Citrus Valley

St. Francis\*(8-2)

Muir

# DIVISION 4 CIF-SS/FORD 2019 FOOTBALL CHAMPIONSHIPS

FIRST ROUND

SECOND ROUND

SEMIFINALS

FINAL ROUND

Yorba Linda\* Crestview #1

Muir Pacific #2

Diamond Ranch\* Hacienda #1

Serrano Mojave River #1

Temecula Valley\* Southwestern #1T

Chino Hills Baseline #3

Lawndale\* Ocean #2

Crescenta Valley Pacific #1

Poly/LB\* Moore #1

Citrus Valley Citrus Belt #2

Santa Margarita\* Trinity At Lrg

San Jacinto Mountain Pass #1

Pacifica\* Pacific View #2

Wilson/LB Moore #2

Valencia/V\* Foothill #1

St. Francis Angelus At Lrg



**\*Denotes Host Team**

This draw sheet was made based upon information available to the CIF-SS as of 11/5/16. We reserve the right to adjust the draw sheet as a result of information which would update any final league standings. All games will start at 7:30 p.m., unless another time is mutually agreed upon and clearance is received from the CIF-SS Office. Public coin flips will be held in the lobby according to the following schedule: Second round-Nov. 6 immediately after pairings are released, Semifinal round-Nov. 12 at 9:00 a.m., Final round-Nov. 19 at 9:00 a.m. Draw results available on our web site @ [www.cifsshome.org](http://www.cifsshome.org)

Division 5 – 14 AQ

Los Altos

Kaiser

Loyola\* (3-6)

Chapparal \* (7-3)

Villa Park

Cypress

Apple Valley

West Ranch

Heritage

Los Alamitos

Bonita

Hart

Mira Costa

Aquinas

Cathedral

Sunny Hills

# DIVISION 5 CIF-SS/FORD 2019 FOOTBALL CHAMPIONSHIPS

FIRST ROUND

SECOND ROUND

SEMIFINALS

FINAL ROUND

Los Altos\*      Hacienda #2

Sunny Hills      Freeway #2

West Ranch\*      Foothill #2T

Heritage      Ivy #2

Villa Park\*      Crestview #2

Hart      Foothill #2T

Chapparal\*      Southwestern At Lrg

Mira Costa      Bay #2

Loyola\*(At Large)      Mission At Lrg

Aquinas      Ambassador #1

Cypress      Empire #1

Bonita      Palomares #3

Apple Valley\*      Mojave River #2

Los Alamitos      Sunset #3

Kaiser\*      Sunkist #1

Cathedral      Angelus #1T



**COACHES:**

**REPORT ALL SCORES TO:** [www.cifsshome.org](http://www.cifsshome.org)  
IMMEDIATELY AFTER COMPLETION OF CONTEST

**\*Denotes Host Team**

This draw sheet was made based upon information available to the CIF-SS as of 11/5/16. We reserve the right to adjust the draw sheet as a result of information which would update any final league standings. All games will start at 7:30 p.m., unless another time is mutually agreed upon and clearance is received from the CIF-SS Office. Public coin flips will be held in the lobby according to the following schedule: Second round-Nov .6 immediately after pairings are released, Semifinal round-Nov. 12 at 9:00 a.m., Final round-Nov. 19 at 9:00 a.m. Draw results available on our web site @ [www.cifsshome.org](http://www.cifsshome.org)

Division 6 – 13 AQ

Crespi

Norte Vista

Inglewood

St Bonaventure \* (5-4)

Beaumont

Golden Valley \* (8-2)

La Mirada

Damien\*(5-5)

Orange

El Monte

El Rancho

Roosevelt

Monrovia

Northview

Elsinore

Warren

# DIVISION 6 CIF-SS/FORD 2019 FOOTBALL CHAMPIONSHIPS

FIRST ROUND

SECOND ROUND

SEMIFINALS

FINAL ROUND

Crespi\* Angelus #1T

Warren San Gab Vly #2

Damien\* Baseline At Lrg

Orange Orange Coast #1

Beaumont\* Mountain Pass #2

Roosevelt Big VIII #3

St. Bonaventure\* Marmonte At Lrg

Monrovia Rio Hondo #1

Inglewood\* Pioneer #1

Northview Valle Vista #2

Golden Valley\* Foothill At Lrg

El Rancho Del Rio #2

La Mirada\* Suburban #2

El Monte Mission Valley #1

Norte Vista\* River Valley #1

Elsinore Sunbelt #1



## \*Denotes Host Team

This draw sheet was made based upon information available to the CIF-SS as of 11/5/16. We reserve the right to adjust the draw sheet as a result of information which would update any final league standings. All games will start at 7:30 p.m., unless another time is mutually agreed upon and clearance is received from the CIF-SS Office. Public coin flips will be held in the lobby according to the following schedule: Second round-Nov. 6 immediately after pairings are released, Semifinal round-Nov. 12 at 9:00 a.m., Final round-Nov. 19 at 9:00 a.m. Draw results available on our web site @ [www.cifsshome.org](http://www.cifsshome.org)



Division 7 – 13 AQ

Jurupa Hills

Brea Olinda

Redondo

Oak Park

John W North

Etiwanda \* (5-5)

Seegerstrom

Aliso Niguel \* (7-3)

Moreno Valley

Mayfair

Santa Barbara

Lompoc

St Margarets

San Gorgonio

Citrus Hill\*(7-2)

Rio Hondo Prep

# DIVISION 7 CIF-SS/FORD 2019 FOOTBALL CHAMPIONSHIPS

FIRST ROUND

SECOND ROUND

SEMIFINALS

FINAL ROUND

Jurupa Hills\*      San Andreas #1T

Rio Hondo Prep      Prep #1

Aliso Niguel\*      Sea View At Lrg

Moreno Valley      Mountain Valley #1

JW North\*      Inland Valley #1

Lompoc      Channel #2

Oak Park\*      Canyon #1

St. Margarets      San Joaquin #1

Redondo\*      Bay #3

San Geronio      San Andreas #1T

Etiwanda\*      Baseline At Lrg

Santa Barbara      Channel #1

Segerstrom\*      Big 4 #2

Mayfair      Suburban #1

Brea Olinda\*      North Hills #2

Citrus Hill      Mtn Pass At Lrg



**\*Denotes Host Team**

This draw sheet was made based upon information available to the CIF-SS as of 11/5/16. We reserve the right to adjust the draw sheet as a result of information which would update any final league standings. All games will start at 7:30 p.m., unless another time is mutually agreed upon and clearance is received from the CIF-SS Office. Public coin flips will be held in the lobby according to the following schedule: Second round-Nov. 6 immediately after pairings are released, Semifinal round-Nov. 12 at 9:00 a.m., Final round-Nov. 19 at 9:00 a.m. Draw results available on our web site @ [www.cifsshome.org](http://www.cifsshome.org)

Division 8 - 13 AQ

Great Oak\* (4-6)

Trabuco Hills

Tustin

Chaffey

South Hills

Eisenhower

Marina

Palm Springs

Murrieta Mesa\*(3-7)

Downey

Summit

Hemet

Western

North Torrance

El Modena\*(5-5)

Ventura

# DIVISION 8 CIF-SS/FORD 2019 FOOTBALL CHAMPIONSHIPS

FIRST ROUND

SECOND ROUND

SEMIFINALS

FINAL ROUND

Great Oak\*      Southwestern At Lrg

Ventura      Pacific View #3

Palm Springs\*      Desert Empire #2

Murrieta Mesa      Southwestern At Lrg

South Hills\*      Hacienda #3

Hemet      Mountain Pass #3

Chaffey      Mt. Baldy #1

Western      PAC 4 #1

Tustin\*      Empire #3

North Torrance      Pioneer #2

Eisenhower\*      San Andreas #1T

Summit      Sunkist #2

Marina\*      Big 4 #1

Downey      San Gab Vly #3

Trabuco Hills\*      Sea View #2

El Modena      Crestview At Lrg



## \*Denotes Host Team

This draw sheet was made based upon information available to the CIF-SS as of 11/5/16. We reserve the right to adjust the draw sheet as a result of information which would update any final league standings. All games will start at 7:30 p.m., unless another time is mutually agreed upon and clearance is received from the CIF-SS Office. Public coin flips will be held in the lobby according to the following schedule: Second round-Nov. 6 immediately after pairings are released, Semifinal round-Nov. 12 at 9:00 a.m., Final round-Nov. 19 at 9:00 a.m. Draw results available on our web site @ [www.cifsshome.org](http://www.cifsshome.org)

Division 9 – 13AQ

San Dimas

Katella

Bishop Diego\* (5-5)

Adelanto

Claremont\* (6-4)

Pasadena\* (6-3)

Hillcrest

Palm Desert

Simi Valley

Carter

Palmdale

Notre Dame/R

Highland

Oak Hills

Burbank

Alhambra

# DIVISION 9 CIF-SS/FORD 2019 FOOTBALL CHAMPIONSHIPS

FIRST ROUND

SECOND ROUND

SEMIFINALS

FINAL ROUND

San Dimas\* Valle Vista #1

Alhambra Almont #1

Palm Desert\* Desert Empire #1

Simi Valley Canyon #2

Claremont\* Palomares At Lrg

Notre Dame/R Sunbelt #2

Adelanto\* Desert Sky #1

Highland Golden #2

Bishop Diego\* Camino At Lrg

Oak Hills Mojave River #3

Pasadena\* Pacific At Lrg

Palmdale Golden #1

Hillcrest\* River Valley #2

Carter Citrus Belt #3

Katella\* Orange #1

Burbank Pacific #3



## \*Denotes Host Team

This draw sheet was made based upon information available to the CIF-SS as of 11/5/16. We reserve the right to adjust the draw sheet as a result of information which would update any final league standings. All games will start at 7:30 p.m., unless another time is mutually agreed upon and clearance is received from the CIF-SS Office. Public coin flips will be held in the lobby according to the following schedule: Second round-Nov. 6 immediately after pairings are released, Semifinal round-Nov. 12 at 9:00 a.m., Final round-Nov. 19 at 9:00 a.m. Draw results available on our web site @ [www.cifsshome.org](http://www.cifsshome.org)

Division 10 – 13AQ

Fullerton

Ontario Christian

Rancho Mirage

St. Pius X/St. Mathias

Compton

Fillmore

Rio Mesa\* (5-5)

Vista Del Lago

St Anthony

Santa Monica

Burroughs/B\* (6-4)

Pacifica/GG

Orange Vista

Xavier Prep\* (6-4)

Silverado

Ramona

# DIVISION 10 CIF-SS/FORD 2019 FOOTBALL CHAMPIONSHIPS

FIRST ROUND

SECOND ROUND

SEMIFINALS

FINAL ROUND

Fullerton\* Freeway #3

Ramona River Valley #3

Vista Del Lago\* Mountain Vly #2

St. Anthony Del Rey #2

Compton\* Moore #3

Pacifica/GG Empire #2

St.Pius/St Mathias X Santa Fe #1

Orange Vista Inland Valley #2

Rancho Mirage\* Desert Empire #3

Xavier Prep Dsrt Empire At Lrg

Fillmore\* Citrus Coast #2

Burroughs/B Pacific At Lrg

Rio Mesa\* Pacific View At Lrg

Santa Monica Ocean #3

Ontario Christian\* Ambassador #2

Silverado Desert Sky #2



**\*Denotes Host Team**

This draw sheet was made based upon information available to the CIF-SS as of 11/5/16. We reserve the right to adjust the draw sheet as a result of information which would update any final league standings. All games will start at 7:30 p.m., unless another time is mutually agreed upon and clearance is received from the CIF-SS Office. Public coin flips will be held in the lobby according to the following schedule: Second round-Nov. 6 immediately after pairings are released, Semifinal round-Nov. 12 at 9:00 a.m., Final round-Nov. 19 at 9:00 a.m. Draw results available on our web site @ [www.cifsshome.org](http://www.cifsshome.org)



Division 11- 13 AQ

Brentwood\*(8-2)

Portola

Rim of the World\*(7-3)

Linfield Christian

Nordhoff

Laguna Hills\* (5-5)

Quartz Hill

Northwood

Beckman

South Torrance

Grand Terrace

Rowland

Montebello

Santa Ana

San Marino

Sierra Vista

# DIVISION 11 CIF-SS/FORD 2019 FOOTBALL CHAMPIONSHIPS

FIRST ROUND

SECOND ROUND

SEMIFINALS

FINAL ROUND

Brentwood\*      Gold Coast At Lrg

Sierra Vista      Montview #1

Northwood\*      Pacific Coast #2

Beckman      Pacific Coast #3

Nordhoff\*      Citrus Coast #1

Rowland      Valle Vista #3

Linfield Chr\*      Ambassador #3

Montebello      Almont #2

Rim of the World\*      San Andreas At Lrg

Santa Ana      Orange Coast #2

Laguna Hills\*      Sea View At Lrg

Grand Terrace      Sunkist #3

Quartz Hill\*      Golden #3

South Torrance      Pioneer #3

Portola\*      Pacific Coast #1

San Marino      Rio Hondo #2



**\*Denotes Host Team**

This draw sheet was made based upon information available to the CIF-SS as of 11/5/16. We reserve the right to adjust the draw sheet as a result of information which would update any final league standings. All games will start at 7:30 p.m., unless another time is mutually agreed upon and clearance is received from the CIF-SS Office. Public coin flips will be held in the lobby according to the following schedule: Second round-Nov. 6 immediately after pairings are released, Semifinal round-Nov. 12 at 9:00 a.m., Final round-Nov. 19 at 9:00 a.m. Draw results available on our web site @ [www.cifsshome.org](http://www.cifsshome.org)

Division 12 – 13 AQ

Hesperia\* (5-5)

South Pasadena\*(7-3)

AB Miller

Arroyo

Don Lugo

Coachella Valley

Santa Ana Valley

Santa Paula\*(5-4)

Dos Pueblos

Valley Christian

Ontario

Calvary Chapel/SA

Poly/R

Ocean View

Bell Gardens

St Bernard

# DIVISION 12 CIF-SS/FORD 2019 FOOTBALL CHAMPIONSHIPS

FIRST ROUND

SECOND ROUND

SEMIFINALS

FINAL ROUND

Hesperia\* Mojave River At Lrg

St. Bernard Santa Fe #2

Santa Paula\* Citrus Coast At Lrg

Dos Pueblos Channel #3

Don Lugo\* Mt. Baldy #2T

Calvary Chapel/SA Orange Coast #3

Arroyo\* Mission Valley #2T

Poly/R Inland Valley #3

AB Miller\* Mountain Valley #3

Ocean View PAC 4 #2

Coachella Valley\* Desert Valley #2

Ontario Mt Baldy #2T

Santa Ana Valley\* Orange #2

Valley Christian Olympic #1

South Pasadena\* Rio Hondo At Lrg

Bell Gardens Almont #3



COACHES:

REPORT ALL SCORES TO: [www.cifsshome.org](http://www.cifsshome.org)  
IMMEDIATELY AFTER COMPLETION OF CONTEST

## \*Denotes Host Team

This draw sheet was made based upon information available to the CIF-SS as of 11/5/16. We reserve the right to adjust the draw sheet as a result of information which would update any final league standings. All games will start at 7:30 p.m., unless another time is mutually agreed upon and clearance is received from the CIF-SS Office. Public coin flips will be held in the lobby according to the following schedule: Second round-Nov. 6 immediately after pairings are released, Semifinal round-Nov. 12 at 9:00 a.m., Final round-Nov. 19 at 9:00 a.m. Draw results available on our web site @ [www.cifsshome.org](http://www.cifsshome.org)

Division 13 – 12AQ

Yucca Valley

St. Monica\*(7-2)

Rancho Christian\*(5-5)

Mary Star of the Sea

Heritage Christian\*(3-2)

Rosemead

Loara

Maranantha

Magnolia

Glenn

Pomona

Ganesha

La Canada\*(5-5)

Cantwell Sacred Heart

Rancho Alamitos

Banning

# DIVISION 13 CIF-SS/FORD 2019 FOOTBALL CHAMPIONSHIPS

FIRST ROUND

SECOND ROUND

SEMIFINALS

FINAL ROUND

Yucca Valley\* Desert Valley #1

Banning Desert Valley #3

Maranantha\* Olympic #2

Magnolia Orange #3

Heritage Christian\* Olympic At Lrg

Ganesha Miramonte #2

Mary Star of the Sea\* Camino Real #1T

La Canada Rio Hondo At Lrg

Rancho Christian\* Freelance At Lrg

Cantwell Sac Heart Camino Real #1T

Rosemead\* Mission Vly #2T

Pomona Miramonte #1

Loara\* Garden Grove #1T

Glenn 605 #1

St. Monica\* Camino Real At Lrg

Rancho Alamitos Garden Grove #1T



COACHES:

REPORT ALL SCORES TO: [www.cifsshome.org](http://www.cifsshome.org)  
IMMEDIATELY AFTER COMPLETION OF CONTEST

## \*Denotes Host Team

This draw sheet was made based upon information available to the CIF-SS as of 11/5/16. We reserve the right to adjust the draw sheet as a result of information which would update any final league standings. All games will start at 7:30 p.m., unless another time is mutually agreed upon and clearance is received from the CIF-SS Office. Public coin flips will be held in the lobby according to the following schedule: Second round-Nov. 6 immediately after pairings are released, Semifinal round-Nov. 12 at 9:00 a.m., Final round-Nov. 19 at 9:00 a.m. Draw results available on our web site @ [www.cifsshome.org](http://www.cifsshome.org)

Division 14 – 12AQ

Artesia

Capo Valley Christian

Trinity Classical

29 Palms\*(5-5)

Gabrielleno\*(6-4)

Santiago/GG

Pioneer\*(5-5)

Big Bear

Cornerstone Christian

Fairmont Prep

Duarte\*(5-5)

CMI

Azusa

Riverside Prep

Workman

Santa Rosa Academy

## DIVISION 14 CIF-SS/FORD 2019 FOOTBALL CHAMPIONSHIPS

FIRST ROUND

SECOND ROUND

SEMIFINALS

FINAL ROUND

Artesia\* 605 #2

Santa Rosa Acad South Vly #3

Big Bear\* Cross Valley #1

Cornerstone Chr South Vly #1

Gabrielino\* Mission Vly At Lrg

CMI South Vly #2

29 Palms \* Desert Vly At Lrg

Azusa Montview #3

Trinity Classical\* Academy #1

Riverside Prep Cross Valley #2

Santiago/GG\* Garden Grove #2

Duarte Montview At Lrg

Pioneer\* 605 At Lrg

Fairmont Prep Academy #2

Capo Valley Chr\* San Joaquin #2

Workman Montview #2



COACHES:

REPORT ALL SCORES TO: [www.cifsshome.org](http://www.cifsshome.org)  
IMMEDIATELY AFTER COMPLETION OF CONTEST

### \*Denotes Host Team

This draw sheet was made based upon information available to the CIF-SS as of 11/5/16. We reserve the right to adjust the draw sheet as a result of information which would update any final league standings. All games will start at 7:30 p.m., unless another time is mutually agreed upon and clearance is received from the CIF-SS Office. Public coin flips will be held in the lobby according to the following schedule: Second round-Nov. 6 immediately after pairings are released, Semifinal round-Nov. 12 at 9:00 a.m., Final round-Nov. 19 at 9:00 a.m. Draw results available on our web site @ [www.cifsshome.org](http://www.cifsshome.org)

2019

FOOTBALL DIVISION 14

SS 609



Rank	School	State	League	Division	W-L	League W-L	Division W-L	Rating	Schedule Strength	Opponents' W-L
1	<a href="#">Mater Dei (Santa Ana, CA) team preview trend</a>	Southern	Trinity	1/2	10-0	5-0 (1st)	6-0	101.1	62.3	66-33

WINS: #2 St. Frances Academy (Baltimore, MD) (34-18), #3 St. John Bosco (Bellflower, CA) (38-24), #23 Centennial (Corona, CA) (42-12), #26 Servite (Anaheim, CA) (56-11), #38 St. John's (Washington, DC) (53-24), #39 JSerra (San Juan Capistrano, CA) (51-14), #147 Centennial (Peoria, AZ) (71-21), #194 Lutheran (Orange, CA) (51-14), #814 Santa Margarita (Rancho Santa Margarita, CA) (45-0), #1542 Villa Park (CA) (63-7), LOSSES: none

2	<a href="#">St. John Bosco (Bellflower, CA) team preview trend</a>	Southern	Trinity	1/2	9-1	4-1 (2nd)	4-1	89.7	61.8	62-38
---	--	----------	---------	-----	-----	-----------	-----	------	------	-------

WINS: #20 DeMatha (Hyattsville, MD) (35-7), #26 Servite (Anaheim, CA) (27-26), #35 Our Lady of Good Counsel (Olney, MD) (31-8), #39 JSerra (San Juan Capistrano, CA) (49-10), #75 Mililani (HI) (42-10), #102 Don Bosco Prep (Ramsey, NJ) (56-21), #194 Lutheran (Orange, CA) (63-6), #581 Liberty (Henderson, NV) (49-7), #814 Santa Margarita (Rancho Santa Margarita, CA) (56-10), LOSSES: #1 Mater Dei (Santa Ana, CA) (38-24)

3	<a href="#">Mission Viejo (CA) team preview trend</a>	Southern	South Coast	1/2	10-0	4-0 (1st)	3-0	68.5	34.3	56-46
---	---	----------	-------------	-----	------	-----------	-----	------	------	-------

WINS: #177 San Clemente (CA) (38-6), #217 La Habra (CA) (23-6), #349 Upland (CA) (38-3), #484 Tesoro (Rancho Santa Margarita, CA) (44-14), #814 Santa Margarita (Rancho Santa Margarita, CA) (21-10), #964 St. Mary's (Stockton, CA) (63-7), #1542 Villa Park (CA) (59-0), #2006 Capistrano Valley (Mission Viejo, CA) (63-13), #3452 Konawaena (Kealahou, HI) (38-14), #8450 El Toro (Lake Forest, CA) (56-0), LOSSES: none

4	<a href="#">Centennial (Corona, CA) team preview trend</a>	Southern	Big VIII	1/2	8-2	5-0 (1st)	3-1	67.9	36.7	52-48
---	--	----------	----------	-----	-----	-----------	-----	------	------	-------

WINS: #194 Lutheran (Orange, CA) (56-14), #231 Norco (CA) (61-23), #581 Liberty (Henderson, NV) (63-29), #744 Poly (Long Beach, CA) (57-13), #2663 Roosevelt [Eleanor] (Eastvale, CA) (77-20), #3806 Santiago (Corona, CA) (63-0), #9383 King [Dr. Martin Luther] (Riverside, CA) (42-0), #9880 Corona (CA) (69-7), LOSSES: #1 Mater Dei (Santa Ana, CA) (42-12), #54 Cathedral (San Diego, CA) (44-41)

5	<a href="#">Servite (Anaheim, CA) team preview trend</a>	Southern	Trinity	1/2	7-3	3-2 (3rd)	4-2	67.1	55.7	70-30
---	--	----------	---------	-----	-----	-----------	-----	------	------	-------

WINS: #39 JSerra (San Juan Capistrano, CA) (34-21), #194 Lutheran (Orange, CA) (34-14), #359 Notre Dame (Sherman Oaks, CA) (16-13), #433 Cajon (San Bernardino, CA) (45-21), #814 Santa Margarita (Rancho Santa Margarita, CA) (27-0), #1542 Villa Park (CA) (48-9), #3028 North [John W.] (Riverside, CA) (48-7), LOSSES: #1 Mater Dei (Santa Ana, CA) (56-11), #3 St. John Bosco (Bellflower, CA) (27-26), #25 Bishop Gorman (Las Vegas, NV) (42-21)

6	<a href="#">JSerra (San Juan Capistrano, CA) team preview trend</a>	Southern	Trinity	1/2	6-4	2-3 (4th)	4-3	64.6	62.3	71-28
---	---	----------	---------	-----	-----	-----------	-----	------	------	-------

WINS: #103 Bishop Amat (La Puente, CA) (38-14), #127 Calabasas (CA) (31-20), #189 East (Salt Lake City, UT) (24-14), #194 Lutheran (Orange, CA) (19-0), #314 Milton (GA) (17-14), #814 Santa Margarita (Rancho Santa Margarita, CA) (35-3), LOSSES: #1 Mater Dei (Santa Ana, CA) (51-14), #3 St. John Bosco (Bellflower, CA) (49-10), #26 Servite (Anaheim, CA) (34-21), #58 St. Joseph Regional (Montvale, NJ) (24-13)

7	<a href="#">Corona del Mar (Newport Beach, CA) team preview trend</a>	Southern	Sunset	3	10-0	5-0 (1st)	2-0	62.8	27.3	50-49
---	---	----------	--------	---	------	-----------	-----	------	------	-------

WINS: #177 San Clemente (CA) (42-21), #339 Palos Verdes (Palos Verdes Estates, CA) (20-10), #495 Edison (Huntington Beach, CA) (42-7), #1615 St. Francis (Mountain View, CA) (42-14), #1858 Los Alamitos (CA) (48-14), #2579 Newport Harbor (Newport Beach, CA) (56-17), #3492 Downey (CA) (57-20), #5047 Lakewood (CA) (56-7), #5461 Huntington Beach (CA) (49-6), #5601 Fountain Valley (CA) (42-7), LOSSES: none

8	<a href="#">Bishop Amat (La Puente, CA) team preview trend</a>	Southern	Mission	1/2	9-1	5-0 (1st)	3-1	57.6	42.9	59-39
---	--	----------	---------	-----	-----	-----------	-----	------	------	-------

WINS: #155 Alemany (Mission Hills, CA) (25-24), #359 Notre Dame (Sherman Oaks, CA) (35-21), #412 Serra [Junipero] (Gardena, CA) (20-13), #521 Chaminade (West Hills, CA) (31-21), #584 Paramount (CA) (28-27), #916 Diamond Ranch (Pomona, CA) (17-0), #1073 Chino Hills (CA) (33-14), #1381 Loyola (Los Angeles, CA) (38-10), #1930 Cathedral (Los Angeles, CA) (45-20), LOSSES: #39 JSerra (San Juan Capistrano, CA) (38-14)

9	<a href="#">Sierra Canyon</a>	Southern	Gold Coast	1/2	9-1	1-0	1-1	56.4	38.1	66-34
---	-------------------------------	----------	------------	-----	-----	-----	-----	------	------	-------

	(Chatsworth, CA) team preview trend				(2nd)					
WINS: #166 Grace Brethren (Simi Valley, CA) (13-7), #571 St. Paul (Santa Fe Springs, CA) (28-20), #568 Paraclete (Lancaster, CA) (24-20), #728 Valencia (CA) (28-10), #764 Lawndale (CA) (37-12), #1067 Westlake (Westlake Village, CA) (26-7), #1531 San Pedro (CA) (40-7), #2108 Crespi (Encino, CA) (51-0), #2155 Bakersfield (CA) (31-10), LOSSES: #486 Oaks Christian (Westlake Village, CA) (21-14)										
10	Calabasas (CA) team preview trend	Southern	Marmonte	1/2	7-2	3-0 (1st)	3-2	55.8	40.9	49-41
WINS: #217 La Habra (CA) (46-35), #221 Rancho Cucamonga (CA) (45-26), #486 Oaks Christian (Westlake Village, CA) (30-27), #728 Valencia (CA) (35-7), #1067 Westlake (Westlake Village, CA) (54-35), #2155 Bakersfield (CA) (29-14), #5072 Newbury Park (CA) (66-7), LOSSES: #39 JSerra (San Juan Capistrano, CA) (31-20), #412 Serra [Junipero] (Gardena, CA) (26-20)										
11	Alemany (Mission Hills, CA) team preview trend	Southern	Mission	3	7-2	2-2 (3rd)	0-0	53.5	34.7	48-43
WINS: #359 Notre Dame (Sherman Oaks, CA) (35-29), #486 Oaks Christian (Westlake Village, CA) (44-7), #521 Chaminade (West Hills, CA) (35-28), #794 Higley (Gilbert, AZ) (55-16), #1599 Jordan (Sandy, UT) (62-36), #3492 Downey (CA) (37-0), #10130 Dorsey [Susan Miller] (Los Angeles, CA) (34-8), LOSSES: #103 Bishop Amat (La Puente, CA) (25-24), #412 Serra [Junipero] (Gardena, CA) (32-25)										
12	Grace Brethren (Simi Valley, CA) team preview trend	Southern	Camino	3	9-1	4-0 (1st)	2-0	53.2	28.1	53-47
WINS: #440 Camarillo (CA) (28-13), #486 Oaks Christian (Westlake Village, CA) (54-28), #1067 Westlake (Westlake Village, CA) (49-35), #1220 Muir [John] (Pasadena, CA) (38-18), #1919 Aquinas (San Bernardino, CA) (42-18), #3701 Bishop Diego [Garcia] (Santa Barbara, CA) (42-13), #3801 Moorpark (CA) (56-14), #4362 Oak Hills (Hesperia, CA) (48-0), #9891 Thousand Oaks (CA) (42-0), LOSSES: #117 Sierra Canyon (Chatsworth, CA) (13-7)										
13	San Clemente (CA) team preview trend	Southern	South Coast	1/2	8-2	3-1 (2nd)	0-1	52.9	38.2	62-38
WINS: #484 Tesoro (Rancho Santa Margarita, CA) (44-28), #495 Edison (Huntington Beach, CA) (28-21), #748 Lincoln [Abraham] (San Diego, CA) (29-0), #800 La Costa Canyon (Carlsbad, CA) (13-12), #1269 Oceanside (CA) (35-13), #2020 Torrey Pines (San Diego, CA) (31-7), #2006 Capistrano Valley (Mission Viejo, CA) (36-14), #8450 El Toro (Lake Forest, CA) (42-3), LOSSES: #21 Mission Viejo (CA) (38-6), #51 Corona del Mar (Newport Beach, CA) (42-21)										
14	Lutheran (Orange, CA) team preview trend	Southern	Trinity	1/2	5-5	1-4 (5th)	2-5	51.8	62.6	64-35
WINS: #18 Narbonne [Nathaniel] (Harbor City, CA) (forfeit), #495 Edison (Huntington Beach, CA) (17-14), #551 Vista Murrieta (Murrieta, CA) (42-17), #611 San Juan Hills (San Juan Capistrano, CA) (27-21), #814 Santa Margarita (Rancho Santa Margarita, CA) (28-14), LOSSES: #1 Mater Dei (Santa Ana, CA) (51-14), #3 St. John Bosco (Bellflower, CA) (63-6), #23 Centennial (Corona, CA) (56-14), #26 Servite (Anaheim, CA) (34-14), #39 JSerra (San Juan Capistrano, CA) (19-0)										
15	La Habra (CA) team preview trend	Southern	Freeway	3	8-2	5-0 (1st)	1-0	50.7	22.7	50-49
WINS: #349 Upland (CA) (21-14), #916 Diamond Ranch (Pomona, CA) (44-11), #2098 Sunny Hills (Fullerton, CA) (49-7), #4623 Fullerton (CA) (44-20), #6905 Redlands East Valley (Redlands, CA) (56-7), #7565 Sonora (La Habra, CA) (42-6), #7841 Troy (Fullerton, CA) (50-3), #11586 Buena Park (CA) (56-8), LOSSES: #21 Mission Viejo (CA) (23-6), #127 Calabasas (CA) (46-35)										
16	Rancho Cucamonga (CA) team preview trend	Southern	Baseline	1/2	7-3	4-1 (1st)	1-2	50.5	33.9	50-48
WINS: #349 Upland (CA) (47-28), #1067 Westlake (Westlake Village, CA) (48-24), #1073 Chino Hills (CA) (42-28), #2481 Damien (La Verne, CA) (46-14), #2663 Roosevelt [Eleanor] (Eastvale, CA) (50-31), #2682 Faith Lutheran (Las Vegas, NV) (49-7), #2776 Los Osos (Rancho Cucamonga, CA) (41-6), LOSSES: #127 Calabasas (CA) (45-26), #231 Norco (CA) (59-44), #3051 Etiwanda (CA) (forfeit)										
17	Norco (CA) team preview trend	Southern	Big VIII	1/2	8-2	4-1 (2nd)	2-2	50.1	27	48-52
WINS: #221 Rancho Cucamonga (CA) (59-44), #551 Vista Murrieta (Murrieta, CA) (49-28), #657 Williams Field (Gilbert, AZ) (52-27), #2663 Roosevelt [Eleanor] (Eastvale, CA) (56-7), #3806 Santiago (Corona, CA) (63-14), #6905 Redlands East Valley (Redlands, CA) (56-20), #9383 King [Dr. Martin Luther] (Riverside, CA) (56-6), #9880 Corona (CA) (70-14), LOSSES: #23 Centennial (Corona, CA) (61-23), #385 Rancho Verde (Moreno Valley, CA) (63-35)										
18	Culver City (CA) team preview trend	Southern	Ocean	5	10-0	5-0 (1st)	0-0	47.1	8	48-52



WINS: #339 Palos Verdes (Palos Verdes Estates, CA) (55-52), #764 Lawndale (CA) (32-27), #2791 Warren (Downey, CA) (56-28), #4312 Palos Verdes Peninsula (Rolling Hills Estates, CA) (60-21), #5409 Santa Monica (CA) (47-7), #6088 El Segundo (CA) (42-9), #8375 West (Torrance, CA) (56-36), #9613 Hawthorne (CA) (55-8), #10130 Dorsey [Susan Miller] (Los Angeles, CA) (60-14), #12790 Beverly Hills (CA) (55-0), LOSSES: none

19	<a href="#">Palos Verdes (Palos Verdes Estates, CA)</a> team preview trend	Southern	Bay	4	8-2	5-0 (1st)	0-0	46.9	26.6	59-41
----	--	----------	-----	---	-----	-----------	-----	------	------	-------

WINS: #350 Mission Hills (San Marcos, CA) (28-15), #698 Madison (San Diego, CA) (22-6), #1907 Mira Costa (Manhattan Beach, CA) (34-9), #2846 Redondo (Redondo Beach, CA) (34-7), #3801 Moorpark (CA) (27-21), #4312 Palos Verdes Peninsula (Rolling Hills Estates, CA) (44-0), #5811 Leuzinger (Lawndale, CA) (42-0), #11418 Centennial (Compton, CA) (48-0), LOSSES: #51 Corona del Mar (Newport Beach, CA) (20-10), #333 Culver City (CA) (55-52)

20	<a href="#">Upland (CA)</a> team preview trend	Southern	Baseline	1/2	5-5	3-2 (2nd)	1-2	46.8	35.8	66-33
----	--	----------	----------	-----	-----	-----------	-----	------	------	-------

WINS: #385 Rancho Verde (Moreno Valley, CA) (30-7), #1073 Chino Hills (CA) (28-21), #2301 Central Catholic (Modesto, CA) (49-27), #2776 Los Osos (Rancho Cucamonga, CA) (35-7), #3053 Etiwanda (CA) (42-10), LOSSES: #21 Mission Viejo (CA) (38-3), #217 La Habra (CA) (21-14), #221 Rancho Cucamonga (CA) (47-28), #2477 Damien (La Verne, CA) (forfeit), #4423 Crenshaw (Los Angeles, CA) (forfeit)

21	<a href="#">Ayala [Ruben S.] (Chino Hills, CA)</a> team preview trend	Southern	Palomares	6	10-0	5-0 (1st)	0-0	46.6	23	52-48
----	---	----------	-----------	---	------	-----------	-----	------	----	-------

WINS: #567 Glendora (CA) (13-7), #916 Diamond Ranch (Pomona, CA) (21-14), #1073 Chino Hills (CA) (29-28), #1875 Bonita (La Verne, CA) (31-6), #2799 Brea Olinda (Brea, CA) (26-15), #3381 Tustin (CA) (35-21), #3801 Moorpark (CA) (43-33), #3852 Claremont (CA) (41-14), #4602 Colony (Ontario, CA) (28-0), #7996 Alta Loma (CA) (42-7), LOSSES: none

22	<a href="#">Notre Dame (Sherman Oaks, CA)</a> team preview trend	Southern	Mission	1/2	6-4	2-3 (4th)	1-3	46.6	41.5	58-39
----	--	----------	---------	-----	-----	-----------	-----	------	------	-------

WINS: #412 Serra [Junipero] (Gardena, CA) (17-6), #568 Paraclete (Lancaster, CA) (22-7), #841 Desert Vista (Phoenix, AZ) (37-35), #1381 Loyola (Los Angeles, CA) (29-23), #3569 Birmingham (Van Nuys, CA) (43-14), #3801 Moorpark (CA) (42-0), LOSSES: #26 Servite (Anaheim, CA) (16-13), #103 Bishop Amat (La Puente, CA) (35-21), #155 Alemany (Mission Hills, CA) (35-29), #521 Chaminade (West Hills, CA) (35-14)

23	<a href="#">Oxnard (CA)</a> team preview trend	Southern	Pacific View	5	9-1	5-0 (1st)	0-0	46.3	15.9	45-55
----	--	----------	--------------	---	-----	-----------	-----	------	------	-------

WINS: #521 Chaminade (West Hills, CA) (50-28), #837 Pacifica (Oxnard, CA) (36-27), #1067 Westlake (Westlake Village, CA) (31-7), #3616 Ventura (CA) (33-14), #5107 Rio Mesa (Oxnard, CA) (38-7), #6411 Quartz Hill (CA) (49-6), #8022 Buena (Ventura, CA) (36-6), #9946 Pioneer Valley (Santa Maria, CA) (58-7), #11729 Channel Islands (Oxnard, CA) (62-10), LOSSES: #440 Camarillo (CA) (26-25)

24	<a href="#">Rancho Verde (Moreno Valley, CA)</a> team preview trend	Southern	Ivy	1/2	9-1	3-0 (1st)	1-1	45.8	18.5	50-50
----	---	----------	-----	-----	-----	-----------	-----	------	------	-------

WINS: #231 Norco (CA) (63-35), #1831 Heritage (Romoland, CA) (44-0), #2772 Elsinore (Wildomar, CA) (55-7), #3806 Santiago (Corona, CA) (45-7), #5729 Paloma Valley (Menifee, CA) (56-7), #5852 Temescal Canyon (Lake Elsinore, CA) (54-0), #6092 Valley View (Moreno Valley, CA) (28-14), #6411 Quartz Hill (CA) (49-0), #8452 Locke [Alain Leroy] (Los Angeles, CA) (52-8), LOSSES: #349 Upland (CA) (30-7)

25	<a href="#">Serra [Junipero] (Gardena, CA)</a> team preview trend	Southern	Mission	1/2	6-4	1-4 (6th)	2-3	45.3	44.4	57-39
----	---	----------	---------	-----	-----	-----------	-----	------	------	-------

WINS: #18 Narbonne [Nathaniel] (Harbor City, CA) (forfeit), #127 Calabasas (CA) (26-20), #155 Alemany (Mission Hills, CA) (32-25), #744 Poly (Long Beach, CA) (27-24), #1930 Cathedral (Los Angeles, CA) (13-7), #3675 Garfield [James A.] (Los Angeles, CA) (41-14), LOSSES: #103 Bishop Amat (La Puente, CA) (20-13), #359 Notre Dame (Sherman Oaks, CA) (17-6), #521 Chaminade (West Hills, CA) (24-14), #1381 Loyola (Los Angeles, CA) (24-7)

26	<a href="#">Cajon (San Bernardino, CA)</a> team preview trend	Southern	Citrus Belt	3	8-2	5-0 (1st)	3-0	44.9	26.4	51-49
----	---	----------	-------------	---	-----	-----------	-----	------	------	-------

WINS: #1130 Citrus Valley (Redlands, CA) (26-20), #1831 Heritage (Romoland, CA) (24-7), #1930 Cathedral (Los Angeles, CA) (26-14), #3983 Carter [Wilmer Amina] (Rialto, CA) (42-6), #4362 Oak Hills (Hesperia, CA) (34-0), #5775 Yucaipa (CA) (41-0), #6162 Redlands (CA) (57-17), #6905 Redlands East Valley (Redlands, CA) (49-2), LOSSES: #26 Servite (Anaheim, CA) (45-21), #72 Helix (La Mesa, CA) (28-22)

27	<a href="#">La Serna (Whittier, CA)</a> team preview trend	Southern	Del Rio	6	10-0	4-0 (1st)	1-0	44.8	11.3	44-56
----	--	----------	---------	---	------	-----------	-----	------	------	-------

WINS: #2636 El Rancho (Pico Rivera, CA) (49-7), #2791 Warren (Downey, CA) (50-6), #3444 Eisenhower (Rialto, CA) (42-14), #3470 Murrieta Mesa (Murrieta, CA) (49-19), #4602 Colony (Ontario, CA) (32-19), #5744 Whittier (CA) (42-6), #6111 Arcadia (CA) (56-6), #6791 Montebello (CA) (49-14), #7180 California (Whittier, CA) (45-7), #7212 Santa Fe (Santa Fe Springs, CA) (42-0), LOSSES: none

28	<b>Camarillo (CA)</b> team preview trend	Southern	Camino	4	9-1	3-1 (2nd)	0-0	44.8	15.9	47-53
----	---	----------	--------	---	-----	--------------	-----	------	------	-------

WINS: #370 Oxnard (CA) (26-25), #3616 Ventura (CA) (48-21), #3701 Bishop Diego [Garcia] (Santa Barbara, CA) (34-0), #3801 Moorpark (CA) (42-14), #5047 Lakewood (CA) (56-7), #5107 Rio Mesa (Oxnard, CA) (42-14), #7660 Royal (Simi Valley, CA) (56-0), #7893 Antelope Valley (Lancaster, CA) (41-0), #9891 Thousand Oaks (CA) (47-6), LOSSES: #166 Grace Brethren (Simi Valley, CA) (28-13)

29	<b>Tesoro (Rancho Santa Margarita, CA)</b> team preview trend	Southern	South Coast	3	8-2	2-2 (3rd)	1-0	43.8	21.8	46-54
----	--	----------	-------------	---	-----	--------------	-----	------	------	-------

WINS: #611 San Juan Hills (San Juan Capistrano, CA) (20-3), #2006 Capistrano Valley (Mission Viejo, CA) (34-13), #2663 Roosevelt [Eleanor] (Eastvale, CA) (36-18), #2995 Poway (CA) (44-3), #5744 Whittier (CA) (48-6), #8375 West (Torrance, CA) (57-13), #8450 El Toro (Lake Forest, CA) (54-14), #10752 Knight [William J.] (Palmdale, CA) (42-7), LOSSES: #21 Mission Viejo (CA) (44-14), #177 San Clemente (CA) (44-28)

30	<b>Oaks Christian (Westlake Village, CA)</b> team preview trend	Southern	Marmonte	1/2	5-5	3-1 (2nd)	2-2	43.8	43.6	64-33
----	--	----------	----------	-----	-----	--------------	-----	------	------	-------

WINS: #117 Sierra Canyon (Chatsworth, CA) (21-14), #521 Chaminade (West Hills, CA) (13-7), #1067 Westlake (Westlake Village, CA) (35-14), #2190 St. Bonaventure (Ventura, CA) (48-13), #5072 Newbury Park (CA) (56-16), LOSSES: #72 Helix (La Mesa, CA) (42-17), #127 Calabasas (CA) (30-27), #155 Alemany (Mission Hills, CA) (44-7), #166 Grace Brethren (Simi Valley, CA) (54-28), #652 Murrieta Valley (Murrieta, CA) (39-38)

31	<b>Edison (Huntington Beach, CA)</b> team preview trend	Southern	Sunset	3	7-3	4-1 (2nd)	1-1	43.6	30.1	53-46
----	--	----------	--------	---	-----	--------------	-----	------	------	-------

WINS: #611 San Juan Hills (San Juan Capistrano, CA) (24-17), #1858 Los Alamitos (CA) (42-21), #2579 Newport Harbor (Newport Beach, CA) (57-7), #4254 Baldwin (Wailuku, HI) (52-0), #5461 Huntington Beach (CA) (41-15), #5505 Carson (CA) (55-21), #5601 Fountain Valley (CA) (56-7), LOSSES: #51 Corona del Mar (Newport Beach, CA) (42-7), #177 San Clemente (CA) (28-21), #194 Lutheran (Orange, CA) (17-14)

32	<b>Chaminade (West Hills, CA)</b> team preview trend	Southern	Mission	1/2	5-5	3-2 (2nd)	2-2	42.9	41.3	62-35
----	---	----------	---------	-----	-----	--------------	-----	------	------	-------

WINS: #359 Notre Dame (Sherman Oaks, CA) (35-14), #412 Serra [Junipero] (Gardena, CA) (24-14), #1381 Loyola (Los Angeles, CA) (21-10), #2108 Crespi (Encino, CA) (55-14), #3569 Birmingham (Van Nuys, CA) (41-14), LOSSES: #103 Bishop Amat (La Puente, CA) (31-21), #155 Alemany (Mission Hills, CA) (35-28), #370 Oxnard (CA) (50-28), #486 Oaks Christian (Westlake Village, CA) (13-7), #568 Paraclete (Lancaster, CA) (34-13)

33	<b>Vista Murrieta (Murrieta, CA)</b> team preview trend	Southern	Southwestern	1/2	7-3	4-1 (t 1st)	1-2	42.4	35.3	58-41
----	--	----------	--------------	-----	-----	----------------	-----	------	------	-------

WINS: #652 Murrieta Valley (Murrieta, CA) (21-7), #674 Capital Christian (Sacramento, CA) (24-6), #1381 Loyola (Los Angeles, CA) (37-21), #1484 Chaparral (Temecula, CA) (37-17), #1858 Los Alamitos (CA) (24-12), #3329 Great Oak (Temecula, CA) (31-7), #3470 Murrieta Mesa (Murrieta, CA) (35-21), LOSSES: #194 Lutheran (Orange, CA) (42-17), #231 Norco (CA) (49-28), #793 Temecula Valley (Temecula, CA) (20-17)

34	<b>Glendora (CA)</b> team preview trend	Southern	Palomares	5	9-1	4-1 (2nd)	1-0	42.1	19	49-51
----	--	----------	-----------	---	-----	--------------	-----	------	----	-------

WINS: #1326 Los Altos (Hacienda Heights, CA) (21-13), #1875 Bonita (La Verne, CA) (28-13), #2481 Damien (La Verne, CA) (24-7), #2663 Roosevelt [Eleanor] (Eastvale, CA) (34-7), #3852 Claremont (CA) (49-7), #4602 Colony (Ontario, CA) (63-27), #4747 Charter Oak (Covina, CA) (31-6), #7996 Alta Loma (CA) (63-14), #8796 West Covina (CA) (45-0), LOSSES: #355 Ayala [Ruben S.] (Chino Hills, CA) (13-7)

35	<b>Paraclete (Lancaster, CA)</b> team preview trend	Southern	Gold Coast	3	6-4	0-1 (4th)	1-0	42.1	34.8	64-35
----	--	----------	------------	---	-----	--------------	-----	------	------	-------

WINS: #521 Chaminade (West Hills, CA) (34-13), #1192 St. Francis (La Canada, CA) (38-33), #2435 Legacy (North Las Vegas, NV) (20-16), #2731 Righetti [Ernest] (Santa Maria, CA) (42-7), #2846 Redondo (Redondo Beach, CA) (31-6), #3701 Bishop Diego [Garcia] (Santa Barbara, CA) (44-13), LOSSES: #117 Sierra Canyon (Chatsworth, CA) (24-20), #359 Notre Dame (Sherman Oaks, CA) (22-7), #524 Monterey Trail (Elk Grove, CA) (21-13), #994 Whitney (Rocklin, CA) (38-10)



36	<a href="#">St. Paul (Santa Fe Springs, CA)</a> <a href="#">team preview</a> <a href="#">trend</a>	Southern	<a href="#">Del Rey</a>	5	9-1	4-0 (1st)	0-0	42.1	19.6	45-51
WINS: #18 Narbonne [Nathaniel] (Harbor City, CA) (forfeit), #1858 Los Alamitos (CA) (14-7), #3533 Banning [Phineas] (Wilmington, CA) (40-7), #3569 Birmingham (Van Nuys, CA) (41-0), #5253 St. Anthony (Long Beach, CA) (49-7), #6489 Harvard-Westlake (Studio City, CA) (49-7), #7044 La Salle (Pasadena, CA) (35-0), #7576 St. Genevieve (Panorama City, CA) (38-3), #9561 St. Mary's (Albany, CA) (42-0), LOSSES: #117 Sierra Canyon (Chatsworth, CA) (28-20)										

37	<a href="#">Paramount (CA)</a> <a href="#">team preview</a> <a href="#">trend</a>	Southern	<a href="#">San Gabriel Valley</a>	4	9-1	5-0 (1st)	1-0	41.9	13.7	50-50
WINS: #1907 Mira Costa (Manhattan Beach, CA) (48-21), #2155 Bakersfield (CA) (28-20), #2791 Warren (Downey, CA) (45-20), #3492 Downey (CA) (48-22), #5505 Carson (CA) (27-13), #5618 Venice (Los Angeles, CA) (49-12), #7181 Dominguez (Compton, CA) (50-0), #9328 Gahr [Richard] (Cerritos, CA) (59-0), #12211 Lynwood (CA) (68-0), LOSSES: #103 Bishop Amat (La Puente, CA) (28-27)										

38	<a href="#">Foothill (Santa Ana, CA)</a> <a href="#">team preview</a> <a href="#">trend</a>	Southern	<a href="#">North Hills</a>	9	10-0	3-0 (1st)	2-0	41.7	17.2	52-48
WINS: #667 Yorba Linda (CA) (14-7), #1542 Villa Park (CA) (21-7), #2799 Brea Olinda (Brea, CA) (25-8), #3381 Tustin (CA) (28-14), #3596 El Modena (Orange, CA) (10-0), #4220 Esperanza (Anaheim, CA) (42-13), #4212 Coronado (Henderson, NV) (27-7), #6189 El Dorado (Placentia, CA) (20-3), #6719 Canyon (Anaheim, CA) (49-9), #6705 Beckman [Arnold O.] (Irvine, CA) (42-14), LOSSES: none										

39	<a href="#">San Juan Hills (San Juan Capistrano, CA)</a> <a href="#">team preview</a> <a href="#">trend</a>	Southern	<a href="#">Sea View</a>	4	7-3	4-0 (1st)	2-0	41.3	25.3	57-43
WINS: #2006 Capistrano Valley (Mission Viejo, CA) (25-3), #3076 Aliso Niguel (Aliso Viejo, CA) (35-7), #3329 Great Oak (Temecula, CA) (35-7), #3353 Trabuco Hills (Mission Viejo, CA) (42-7), #3442 South Hills (West Covina, CA) (42-7), #6227 Laguna Hills (CA) (42-6), #6858 Dana Hills (Dana Point, CA) (57-14), LOSSES: #194 Lutheran (Orange, CA) (27-21), #484 Tesoro (Rancho Santa Margarita, CA) (20-3), #495 Edison (Huntington Beach, CA) (24-17)										

40	<a href="#">Murrieta Valley (Murrieta, CA)</a> <a href="#">team preview</a> <a href="#">trend</a>	Southern	<a href="#">Southwestern</a>	1/2	8-2	3-2 (3rd)	1-1	40.8	22.2	46-54
WINS: #486 Oaks Christian (Westlake Village, CA) (39-38), #793 Temecula Valley (Temecula, CA) (51-49), #2663 Roosevelt [Eleanor] (Eastvale, CA) (43-17), #3329 Great Oak (Temecula, CA) (35-14), #3470 Murrieta Mesa (Murrieta, CA) (73-35), #3806 Santiago (Corona, CA) (49-36), #5729 Paloma Valley (Menifee, CA) (59-14), #11586 Buena Park (CA) (70-26), LOSSES: #551 Vista Murrieta (Murrieta, CA) (21-7), #1484 Chaparral (Temecula, CA) (30-27)										

41	<a href="#">Yorba Linda (CA)</a> <a href="#">team preview</a> <a href="#">trend</a>	Southern	<a href="#">Crestview</a>	5	9-1	3-0 (1st)	1-0	40.7	21.2	56-44
WINS: #1542 Villa Park (CA) (42-17), #2006 Capistrano Valley (Mission Viejo, CA) (29-14), #2470 La Mirada (CA) (28-23), #2523 Orange (CA) (34-27), #2799 Brea Olinda (Brea, CA) (47-7), #3596 El Modena (Orange, CA) (35-0), #4371 Valencia (Placentia, CA) (42-0), #6189 El Dorado (Placentia, CA) (45-7), #6719 Canyon (Anaheim, CA) (51-29), LOSSES: #592 Foothill (Santa Ana, CA) (14-7)										

42	<a href="#">Valencia (CA)</a> <a href="#">team preview</a> <a href="#">trend</a>	Southern	<a href="#">Foothill</a>	1/2	7-3	5-0 (1st)	0-2	39.8	26	55-43
WINS: #1823 West Ranch (Valencia, CA) (45-0), #1881 Hart [William S.] (Newhall, CA) (29-27), #2401 Golden Valley (Santa Clarita, CA) (34-0), #4769 Saugus (CA) (37-6), #5617 Canyon (Canyon Country, CA) (31-7), #5730 Silverado (Victorville, CA) (69-19), #6111 Arcadia (CA) (60-7), LOSSES: #117 Sierra Canyon (Chatsworth, CA) (28-10), #127 Calabasas (CA) (35-7), #1381 Loyola (Los Angeles, CA) (29-14)										

43	<a href="#">Poly (Long Beach, CA)</a> <a href="#">team preview</a> <a href="#">trend</a>	Southern	<a href="#">Moore</a>	1/2	7-3	6-0 (1st)	0-2	39.6	26.8	56-45
WINS: #967 Wilson [Woodrow] (Long Beach, CA) (42-24), #1858 Los Alamitos (CA) (20-14), #4828 Millikan (Long Beach, CA) (38-3), #5047 Lakewood (CA) (35-13), #5056 Compton (CA) (55-6), #7663 Jordan (Long Beach, CA) (52-7), #9899 Cabrillo (Long Beach, CA) (68-0), LOSSES: #22 Punahou (Honolulu, HI) (45-0), #23 Centennial (Corona, CA) (57-13), #412 Serra [Junipero] (Gardena, CA) (27-24)										

44	<a href="#">Lawndale (CA)</a> <a href="#">team preview</a> <a href="#">trend</a>	Southern	<a href="#">Ocean</a>	3	8-2	4-1 (2nd)	0-0	39.3	21.7	56-42
WINS: #18 Narbonne [Nathaniel] (Harbor City, CA) (forfeit), #232 Carlsbad (CA) (35-16), #4433 Crenshaw (Los Angeles, CA) (48-20), #5409 Santa Monica (CA) (35-0), #5811 Leuzinger (Lawndale, CA) (35-8), #6088 El Segundo (CA) (44-0), #9613 Hawthorne (CA) (48-0), #12790 Beverly Hills (CA) (63-0), LOSSES: #117 Sierra Canyon (Chatsworth, CA) (37-12), #333 Culver City (CA) (32-27)										

45	<a href="#">Temecula Valley (Temecula, CA)</a> team preview trend	Southern	Southwestern	7	8-2	4-1 (t 1st)	1-0	38.8	24.3	57-43
----	--	----------	--------------	---	-----	-------------	-----	------	------	-------

WINS: #551 Vista Murrieta (Murrieta, CA) (20-17), #1484 Chaparral (Temecula, CA) (42-31), #2123 Norte Vista (Riverside, CA) (16-12), #2772 Elsinore (Wildomar, CA) (42-21), #3329 Great Oak (Temecula, CA) (36-6), #3470 Murrieta Mesa (Murrieta, CA) (41-26), #6092 Valley View (Moreno Valley, CA) (41-6), #7943 West Valley (Hemet, CA) (42-0), LOSSES: #652 Murrieta Valley (Murrieta, CA) (51-49), #1005 San Jacinto (CA) (41-3)

46	<a href="#">Santa Margarita (Rancho Santa Margarita, CA)</a> team preview trend	Southern	Trinity	1/2	3-7	0-5 (6th)	0-6	38.6	51.3	65-35
----	--	----------	---------	-----	-----	-----------	-----	------	------	-------

WINS: #3088 Mayfair (Lakewood, CA) (21-0), #6905 Redlands East Valley (Redlands, CA) (33-14), #9849 Stellar Prep (Hayward, CA) (34-0), LOSSES: #1 Mater Dei (Santa Ana, CA) (45-0), #3 St. John Bosco (Bellflower, CA) (56-10), #21 Mission Viejo (CA) (21-10), #26 Servite (Anaheim, CA) (27-0), #39 JSerra (San Juan Capistrano, CA) (35-3), #89 Cherry Creek (Greenwood Village, CO) (35-10), #194 Lutheran (Orange, CA) (28-14)

47	<a href="#">Pacifica (Oxnard, CA)</a> team preview trend	Southern	Pacific View	6	9-1	4-1 (2nd)	2-0	38.4	4.9	40-60
----	---	----------	--------------	---	-----	-----------	-----	------	-----	-------

WINS: #3102 Santa Barbara (CA) (38-7), #3616 Ventura (CA) (49-7), #5072 Newbury Park (CA) (65-14), #5107 Rio Mesa (Oxnard, CA) (49-0), #8022 Buena (Ventura, CA) (45-7), #8158 Dos Pueblos (Goleta, CA) (63-13), #9891 Thousand Oaks (CA) (62-7), #11247 Hueneme (Oxnard, CA) (70-0), #11729 Channel Islands (Oxnard, CA) (62-6), LOSSES: #370 Oxnard (CA) (36-27)

48	<a href="#">Diamond Ranch (Pomona, CA)</a> team preview trend	Southern	Hacienda	5	7-3	5-0 (1st)	1-0	37.4	23.5	54-46
----	--	----------	----------	---	-----	-----------	-----	------	------	-------

WINS: #1073 Chino Hills (CA) (28-13), #1326 Los Altos (Hacienda Heights, CA) (21-14), #3442 South Hills (West Covina, CA) (31-20), #4747 Charter Oak (Covina, CA) (38-7), #6092 Valley View (Moreno Valley, CA) (41-7), #8796 West Covina (CA) (33-3), #11359 Walnut (CA) (48-0), LOSSES: #103 Bishop Amat (La Puente, CA) (17-0), #217 La Habra (CA) (44-11), #355 Ayala [Ruben S.] (Chino Hills, CA) (21-14)

49	<a href="#">Serrano (Phelan, CA)</a> team preview trend	Southern	Mojave River	7	10-0	5-0 (1st)	1-0	37	6.2	42-58
----	--	----------	--------------	---	------	-----------	-----	----	-----	-------

WINS: #1751 Apple Valley (CA) (17-7), #3983 Carter [Wilmer Amina] (Rialto, CA) (56-34), #4091 Highland (Palmdale, CA) (28-6), #4362 Oak Hills (Hesperia, CA) (31-7), #5730 Silverado (Victorville, CA) (48-17), #5775 Yucaipa (CA) (49-10), #7529 Hesperia (CA) (56-7), #8491 Burroughs (Ridgecrest, CA) (53-15), #9766 Barstow (CA) (35-0), #9969 Sultana (Hesperia, CA) (70-17), LOSSES: none

50	<a href="#">Wilson [Woodrow] (Long Beach, CA)</a> team preview trend	Southern	Moore	7	9-1	5-1 (2nd)	1-0	36.9	13.6	46-53
----	---	----------	-------	---	-----	-----------	-----	------	------	-------

WINS: #1005 San Jacinto (CA) (27-13), #3088 Mayfair (Lakewood, CA) (24-13), #4828 Millikan (Long Beach, CA) (35-27), #5047 Lakewood (CA) (49-14), #5056 Compton (CA) (55-14), #5253 St. Anthony (Long Beach, CA) (49-20), #5461 Huntington Beach (CA) (43-7), #7663 Jordan (Long Beach, CA) (46-12), #9899 Cabrillo (Long Beach, CA) (46-6), LOSSES: #744 Poly (Long Beach, CA) (42-24)

51	<a href="#">San Jacinto (CA)</a> team preview trend	Southern	Mountain Pass	6	8-2	5-0 (1st)	0-0	36.5	20.2	57-43
----	--	----------	---------------	---	-----	-----------	-----	------	------	-------

WINS: #793 Temecula Valley (Temecula, CA) (41-3), #2196 Beaumont (CA) (45-21), #3165 Citrus Hill (Perris, CA) (20-14), #3329 Great Oak (Temecula, CA) (30-6), #3470 Murrieta Mesa (Murrieta, CA) (39-27), #3522 Hemet (CA) (28-5), #7943 West Valley (Hemet, CA) (41-0), #8393 Tahquitz (Hemet, CA) (49-12), LOSSES: #967 Wilson [Woodrow] (Long Beach, CA) (27-13), #1782 Eastlake (Chula Vista, CA) (31-14)

52	<a href="#">Westlake (Westlake Village, CA)</a> team preview trend	Southern	Marmonte	3	2-8	2-2 (3rd)	0-2	36	42.4	70-28
----	---	----------	----------	---	-----	-----------	-----	----	------	-------

WINS: #2190 St. Bonaventure (Ventura, CA) (34-7), #5072 Newbury Park (CA) (63-28), LOSSES: #117 Sierra Canyon (Chatsworth, CA) (26-7), #127 Calabasas (CA) (54-35), #166 Grace Brethren (Simi Valley, CA) (49-35), #221 Rancho Cucamonga (CA) (48-24), #350 Mission Hills (San Marcos, CA) (25-21), #370 Oxnard (CA) (31-7), #486 Oaks Christian (Westlake Village, CA) (35-14), #1186 St. Francis (La Canada, CA) (forfeit)

53	<a href="#">Chino Hills (CA)</a> team preview trend	Southern	Baseline	5	5-5	3-2 (t 2nd)	2-1	35.9	30.8	58-42
----	--	----------	----------	---	-----	-------------	-----	------	------	-------

WINS: #2481 Damien (La Verne, CA) (28-25), #2776 Los Osos (Rancho Cucamonga, CA) (26-14), #3053 Etiwanda (CA)



(37-0), #4747 Charter Oak (Covina, CA) (33-0), #9880 Corona (CA) (40-0), LOSSES: #103 Bishop Amat (La Puente, CA) (33-14), #221 Rancho Cucamonga (CA) (42-28), #349 Upland (CA) (28-21), #355 Ayala [Ruben S.] (Chino Hills, CA) (29-28), #916 Diamond Ranch (Pomona, CA) (28-13)

54	<b>Crescenta Valley (La Crescenta, CA)</b> team preview trend	Southern	Pacific	10	10-0	6-0 (1st)	1-0	35.7	3.5	45-53
----	--	----------	---------	----	------	-----------	-----	------	-----	-------

WINS: #1220 Muir [John] (Pasadena, CA) (28-14), #2846 Redondo (Redondo Beach, CA) (21-7), #3859 Pasadena (CA) (28-17), #4464 Burbank (CA) (45-14), #5430 Burroughs [John] (Burbank, CA) (42-19), #6111 Arcadia (CA) (39-0), #6791 Montebello (CA) (56-21), #7212 Santa Fe (Santa Fe Springs, CA) (37-0), #12833 Glendale (CA) (28-0), #13367 Santa Rosa Academy (Menifee, CA) (70-0), LOSSES: none

55	<b>Citrus Valley (Redlands, CA)</b> team preview trend	Southern	Citrus Belt	6	9-1	4-1 (2nd)	2-0	35.3	9	30-70
----	---	----------	-------------	---	-----	-----------	-----	------	---	-------

WINS: #3983 Carter [Wilmer Amina] (Rialto, CA) (41-32), #4602 Colony (Ontario, CA) (42-0), #5730 Silverado (Victorville, CA) (49-7), #5775 Yucaipa (CA) (56-7), #6092 Valley View (Moreno Valley, CA) (35-0), #6162 Redlands (CA) (37-0), #6777 Grand Terrace (CA) (48-7), #6905 Redlands East Valley (Redlands, CA) (35-0), #10291 La Quinta (CA) (56-10), LOSSES: #433 Cajon (San Bernardino, CA) (26-20)

56	<b>St. Francis (La Canada, CA)</b> team preview trend	Southern	Angelus	3	8-2	2-1 (1st)	2-1	34.7	19.8	45-55
----	---	----------	---------	---	-----	-----------	-----	------	------	-------

WINS: #1056 Westlake (Westlake Village, CA) (forfeit), #1907 Mira Costa (Manhattan Beach, CA) (23-21), #1930 Cathedral (Los Angeles, CA) (38-0), #2481 Damien (La Verne, CA) (28-21), #3088 Mayfair (Lakewood, CA) (33-0), #4769 Saugus (CA) (28-7), #6489 Harvard-Westlake (Studio City, CA) (56-7), #12125 Salesian (Los Angeles, CA) (56-0), LOSSES: #568 Paraclete (Lancaster, CA) (38-33), #2108 Crespi (Encino, CA) (42-35)

57	<b>Muir [John] (Pasadena, CA)</b> team preview trend	Southern	Pacific	11	8-2	5-1 (2nd)	2-0	34.3	16.3	58-41
----	---	----------	---------	----	-----	-----------	-----	------	------	-------

WINS: #1881 Hart [William S.] (Newhall, CA) (30-24), #3541 Western (Anaheim, CA) (26-6), #3859 Pasadena (CA) (33-0), #4312 Palos Verdes Peninsula (Rolling Hills Estates, CA) (26-8), #4464 Burbank (CA) (20-15), #5430 Burroughs [John] (Burbank, CA) (35-6), #6111 Arcadia (CA) (40-14), #12833 Glendale (CA) (2-0), LOSSES: #166 Grace Brethren (Simi Valley, CA) (38-18), #1098 Crescenta Valley (La Crescenta, CA) (28-14)

58	<b>Los Altos (Hacienda Heights, CA)</b> team preview trend	Southern	Hacienda	6	8-2	4-1 (2nd)	0-0	33.3	11.2	51-49
----	--	----------	----------	---	-----	-----------	-----	------	------	-------

WINS: #2688 Monrovia (CA) (34-14), #2716 Northview (Covina, CA) (36-14), #3442 South Hills (West Covina, CA) (21-7), #4747 Charter Oak (Covina, CA) (44-7), #7011 Covina (CA) (49-6), #8796 West Covina (CA) (49-7), #11359 Walnut (CA) (57-0), #11540 Wilson [Glen A.] (Hacienda Heights, CA) (64-16), LOSSES: #567 Glendora (CA) (21-13), #916 Diamond Ranch (Pomona, CA) (21-14)

59	<b>Kaiser [Henry J.] (Fontana, CA)</b> team preview trend	Southern	Sunkist	6	10-0	5-0 (1st)	1-0	32.7	2.7	43-57
----	---	----------	---------	---	------	-----------	-----	------	-----	-------

WINS: #1919 Aquinas (San Bernardino, CA) (10-0), #2776 Los Osos (Rancho Cucamonga, CA) (42-34), #3504 Summit (Fontana, CA) (37-21), #3923 Hillcrest (Riverside, CA) (22-14), #6777 Grand Terrace (CA) (35-7), #8096 Fontana (CA) (37-6), #9345 Colton (CA) (42-8), #9969 Sultana (Hesperia, CA) (44-7), #10270 Bloomington (CA) (56-0), #12109 Westminster (CA) (49-0), LOSSES: none

60	<b>Loyola (Los Angeles, CA)</b> team preview trend	Southern	Mission	4	3-6	1-3 (5th)	0-0	32.7	38.8	57-32
----	--	----------	---------	---	-----	-----------	-----	------	------	-------

WINS: #412 Serra [Junipero] (Gardena, CA) (24-7), #728 Valencia (CA) (29-14), #8602 St. Bernard (Playa del Rey, CA) (38-0), LOSSES: #103 Bishop Amat (La Puente, CA) (38-10), #201 St. Augustine (San Diego, CA) (42-5), #359 Notre Dame (Sherman Oaks, CA) (29-23), #521 Chaminade (West Hills, CA) (21-10), #551 Vista Murrieta (Murrieta, CA) (37-21), #1930 Cathedral (Los Angeles, CA) (17-13)

61	<b>Chaparral (Temecula, CA)</b> team preview trend	Southern	Southwestern	4	7-3	2-3 (4th)	2-1	31.8	20.4	48-52
----	---	----------	--------------	---	-----	-----------	-----	------	------	-------

WINS: #652 Murrieta Valley (Murrieta, CA) (30-27), #3329 Great Oak (Temecula, CA) (49-47), #3522 Hemet (CA) (28-7), #3806 Santiago (Corona, CA) (38-24), #5775 Yucaipa (CA) (52-19), #6162 Redlands (CA) (30-0), #8393 Tahquitz (Hemet, CA) (39-6), LOSSES: #551 Vista Murrieta (Murrieta, CA) (37-17), #793 Temecula Valley (Temecula, CA) (42-31), #3470 Murrieta Mesa (Murrieta, CA) (41-29)

62	<b>Villa Park (CA)</b>	Southern	Crestview	4	5-5	2-1	1-0	31.4	36	63-37
----	------------------------	----------	-----------	---	-----	-----	-----	------	----	-------

	<a href="#">team preview</a> <a href="#">trend</a>				(2nd)					
<b>WINS:</b> #3353 Trabuco Hills (Mission Viejo, CA) (42-0), #3596 El Modena (Orange, CA) (24-7), #6189 El Dorado (Placentia, CA) (39-0), #6719 Canyon (Anaheim, CA) (63-6), #8450 El Toro (Lake Forest, CA) (28-14), <b>LOSSES:</b> #1 Mater Dei (Santa Ana, CA) (63-7), #21 Mission Viejo (CA) (59-0), #26 Servite (Anaheim, CA) (48-9), #592 Foothill (Santa Ana, CA) (21-7), #667 Yorba Linda (CA) (42-17)										
63	<a href="#">Cypress (CA)</a> <a href="#">team preview</a> <a href="#">trend</a>	Southern	Empire	7	10-0	5-0 (1st)	1-0	31	4.9	40-60
<b>WINS:</b> #2006 Capistrano Valley (Mission Viejo, CA) (42-28), #3381 Tustin (CA) (32-15), #4312 Palos Verdes Peninsula (Rolling Hills Estates, CA) (28-9), #4371 Valencia (Placentia, CA) (24-7), #5457 Pacifica (Garden Grove, CA) (42-14), #6795 Santa Ana (CA) (48-7), #7565 Sonora (La Habra, CA) (21-0), #8639 Kennedy [John F.] (La Palma, CA) (49-21), #10223 Bellflower (CA) (42-7), #11186 Crean Lutheran (Irvine, CA) (41-14), <b>LOSSES:</b> none										
64	<a href="#">Apple Valley (CA)</a> <a href="#">team preview</a> <a href="#">trend</a>	Southern	Mojave River	6	9-1	4-1 (2nd)	1-0	29.7	2	41-58
<b>WINS:</b> #3725 Adelanto (CA) (26-7), #4362 Oak Hills (Hesperia, CA) (41-21), #5730 Silverado (Victorville, CA) (49-7), #7529 Hesperia (CA) (42-0), #8491 Burroughs (Ridgecrest, CA) (48-0), #9167 Granite Hills (Apple Valley, CA) (61-20), #9766 Barstow (CA) (62-0), #9969 Sultana (Hesperia, CA) (63-0), #11643 Victor Valley (Victorville, CA) (50-0), <b>LOSSES:</b> #958 Serrano (Phelan, CA) (17-7)										
65	<a href="#">West Ranch (Valencia, CA)</a> <a href="#">team preview</a> <a href="#">trend</a>	Southern	Foothill	7	8-2	3-2 (t 2nd)	1-0	29	11.3	49-49
<b>WINS:</b> #2401 Golden Valley (Santa Clarita, CA) (52-13), #4769 Saugus (CA) (53-20), #5617 Canyon (Canyon Country, CA) (36-11), #6069 Nordhoff (Ojai, CA) (55-14), #7576 St. Genevieve (Panorama City, CA) (50-7), #7660 Royal (Simi Valley, CA) (44-21), #7893 Antelope Valley (Lancaster, CA) (42-22), #8065 Granada Hills (CA) (55-10), <b>LOSSES:</b> #728 Valencia (CA) (45-0), <b>#1881 Hart [William S.] (Newhall, CA) (28-21)</b>										
66	<a href="#">Heritage (Romoland, CA)</a> <a href="#">team preview</a> <a href="#">trend</a>	Southern	Ivy	3	7-3	2-1 (2nd)	2-1	29	18.7	45-55
<b>WINS:</b> #2772 Elsinore (Wildomar, CA) (41-18), #3806 Santiago (Corona, CA) (14-7), #4362 Oak Hills (Hesperia, CA) (35-7), #5729 Paloma Valley (Menifee, CA) (37-29), #5852 Temescal Canyon (Lake Elsinore, CA) (38-12), #6092 Valley View (Moreno Valley, CA) (39-10), #6905 Redlands East Valley (Redlands, CA) (33-10), <b>LOSSES:</b> #385 Rancho Verde (Moreno Valley, CA) (44-0), #433 Cajon (San Bernardino, CA) (24-7), <b>#3053 Etiwanda (CA) (21-18)</b>										
67	<a href="#">Los Alamitos (CA)</a> <a href="#">team preview</a> <a href="#">trend</a>	Southern	Sunset	3	4-6	3-2 (3rd)	0-2	28.8	30.7	58-42
<b>WINS:</b> #2579 Newport Harbor (Newport Beach, CA) (44-3), #5461 Huntington Beach (CA) (28-12), #5505 Carson (CA) (27-0), #5601 Fountain Valley (CA) (42-7), <b>LOSSES:</b> #51 Corona del Mar (Newport Beach, CA) (48-14), #495 Edison (Huntington Beach, CA) (42-21), #551 Vista Murrieta (Murrieta, CA) (24-12), #571 St. Paul (Santa Fe Springs, CA) (14-7), #744 Poly (Long Beach, CA) (20-14), <b>#2020 Torrey Pines (San Diego, CA) (36-10)</b>										
68	<a href="#">Bonita (La Verne, CA)</a> <a href="#">team preview</a> <a href="#">trend</a>	Southern	Palomares	9	8-2	3-2 (3rd)	1-0	28.7	13	56-44
<b>WINS:</b> #3646 San Dimas (CA) (35-25), #3852 Claremont (CA) (39-23), #4602 Colony (Ontario, CA) (21-8), #7011 Covina (CA) (50-0), #7401 Diamond Bar (CA) (52-0), #7859 Arroyo (El Monte, CA) (42-7), #7996 Alta Loma (CA) (35-3), #8394 Poly (Riverside, CA) (37-0), <b>LOSSES:</b> #355 Ayala [Ruben S.] (Chino Hills, CA) (31-6), #567 Glendora (CA) (28-13)										
69	<a href="#">Hart [William S.] (Newhall, CA)</a> <a href="#">team preview</a> <a href="#">trend</a>	Southern	Foothill	4	6-4	3-2 (t 2nd)	1-0	28.6	25.6	59-40
<b>WINS:</b> <b>#1823 West Ranch (Valencia, CA) (28-21)</b> , #2190 St. Bonaventure (Ventura, CA) (34-28), #3492 Downey (CA) (19-13), #4464 Burbank (CA) (31-13), #4769 Saugus (CA) (35-20), #5617 Canyon (Canyon Country, CA) (41-20), <b>LOSSES:</b> #232 Carlsbad (CA) (42-14), #728 Valencia (CA) (29-27), #1220 Muir [John] (Pasadena, CA) (30-24), <b>#2401 Golden Valley (Santa Clarita, CA) (29-28)</b>										
70	<a href="#">Mira Costa (Manhattan Beach, CA)</a> <a href="#">team preview</a> <a href="#">trend</a>	Southern	Bay	6	7-3	4-1 (2nd)	1-0	28.4	17	51-49
<b>WINS:</b> #2846 Redondo (Redondo Beach, CA) (35-14), #3088 Mayfair (Lakewood, CA) (37-26), #4312 Palos Verdes Peninsula (Rolling Hills Estates, CA) (35-27), #5811 Leuzinger (Lawndale, CA) (42-14), #6088 El Segundo (CA) (52-7), #8375 West (Torrance, CA) (41-14), #11418 Centennial (Compton, CA) (48-6), <b>LOSSES:</b> #339 Palos Verdes (Palos Verdes Estates, CA) (34-9), #584 Paramount (CA) (48-21), #1192 St. Francis (La Canada, CA) (23-21)										
71	<a href="#">Aquinas (San Bernardino, CA)</a>	Southern	Ambassador	5	8-2	5-0 (1st)	0-0	28.3	2.7	58-42



	<a href="#">team preview</a> <a href="#">trend</a>									
<b>WINS:</b> #4024 Notre Dame (Riverside, CA) (29-0), #4683 Ontario Christian (Ontario, CA) (41-7), #4828 Millikan (Long Beach, CA) (14-9), #5720 Xavier Prep (Palm Desert, CA) (21-16), #5899 Linfield Christian (Temecula, CA) (20-3), #11250 Arrowhead Christian (Redlands, CA) (49-0), #13680 Western Christian (Upland, CA) (70-6), #13957 Desert Christian (Bermuda Dunes, CA) (82-0), <b>LOSSES:</b> #166 Grace Brethren (Simi Valley, CA) (42-18), #1379 Kaiser [Henry J.] (Fontana, CA) (10-0)										
72	<a href="#">Cathedral (Los Angeles, CA) team preview trend</a>	Southern	Angelus	3	5-5	2-1 (t 1st)	0-2	28.2	26.8	54-43
<b>WINS:</b> #1381 Loyola (Los Angeles, CA) (17-13), #2108 Crespi (Encino, CA) (24-7), #3533 Banning [Phineas] (Wilmington, CA) (21-6), #5505 Carson (CA) (40-21), #12125 Salesian (Los Angeles, CA) (51-0), <b>LOSSES:</b> #103 Bishop Amat (La Puente, CA) (45-20), #412 Serra [Junipero] (Gardena, CA) (13-7), #433 Cajon (San Bernardino, CA) (26-14), #1192 St. Francis (La Canada, CA) (38-0), #2470 La Mirada (CA) (21-17)										
73	<a href="#">Capistrano Valley (Mission Viejo, CA) team preview trend</a>	Southern	South Coast	3	4-6	1-3 (4th)	0-1	27.7	32.1	69-31
<b>WINS:</b> #3353 Trabuco Hills (Mission Viejo, CA) (42-24), #3381 Tustin (CA) (21-17), #5457 Pacifica (Garden Grove, CA) (55-19), #8450 El Toro (Lake Forest, CA) (36-7), <b>LOSSES:</b> #21 Mission Viejo (CA) (63-13), #177 San Clemente (CA) (36-14), #484 Tesoro (Rancho Santa Margarita, CA) (34-13), #611 San Juan Hills (San Juan Capistrano, CA) (25-3), #667 Yorba Linda (CA) (29-14), #1589 Cypress (CA) (42-28)										
74	<a href="#">Sunny Hills (Fullerton, CA) team preview trend</a>	Southern	Freeway	8	8-2	4-1 (2nd)	2-1	27	8.2	44-56
<b>WINS:</b> #2799 Brea Olinda (Brea, CA) (17-10), #3353 Trabuco Hills (Mission Viejo, CA) (41-34), #4623 Fullerton (CA) (56-21), #7565 Sonora (La Habra, CA) (45-7), #7841 Troy (Fullerton, CA) (48-16), #9328 Gahr [Richard] (Cerritos, CA) (38-0), #10185 Irvine (CA) (55-20), #11586 Buena Park (CA) (49-8), <b>LOSSES:</b> #217 La Habra (CA) (49-7), #3076 Aliso Niguel (Aliso Viejo, CA) (36-35)										
75	<a href="#">Crespi (Encino, CA) team preview trend</a>	Southern	Angelus	6	6-4	2-1 (t 1st)	1-0	26.9	19.4	49-48
<b>WINS:</b> #1192 St. Francis (La Canada, CA) (42-35), #3569 Birmingham (Van Nuys, CA) (55-14), #5617 Canyon (Canyon Country, CA) (37-3), #6489 Harvard-Westlake (Studio City, CA) (54-0), #7299 El Camino Real (Woodland Hills, CA) (21-13), #12125 Salesian (Los Angeles, CA) (70-7), <b>LOSSES:</b> #117 Sierra Canyon (Chatsworth, CA) (51-0), #521 Chaminade (West Hills, CA) (55-14), #1930 Cathedral (Los Angeles, CA) (24-7), #2190 St. Bonaventure (Ventura, CA) (24-12)										
76	<a href="#">Norte Vista (Riverside, CA) team preview trend</a>	Southern	River Valley	10	9-1	5-0 (1st)	0-0	26.9	2.1	50-50
<b>WINS:</b> #3086 Moreno Valley (CA) (17-6), #3923 Hillcrest (Riverside, CA) (27-20), #5729 Paloma Valley (Menifee, CA) (28-14), #5772 Ramona (Riverside, CA) (43-7), #8537 Norwalk (CA) (28-7), #9355 Patriot (Riverside, CA) (45-0), #9969 Sultana (Hesperia, CA) (51-0), #10778 Jurupa Valley (CA) (51-0), #12498 La Sierra (Riverside, CA) (64-0), <b>LOSSES:</b> #793 Temecula Valley (Temecula, CA) (16-12)										
77	<a href="#">Inglewood (CA) team preview trend</a>	Southern	Pioneer	13	10-0	5-0 (1st)	1-0	26.5	-12.2	40-60
<b>WINS:</b> #3586 North (Torrance, CA) (28-0), #6735 South (Torrance, CA) (56-28), #7889 Roosevelt [Theodore] (Los Angeles, CA) (36-0), #8375 West (Torrance, CA) (77-0), #8431 Gardena (CA) (68-14), #11643 Victor Valley (Victorville, CA) (44-3), #11932 Torrance (CA) (63-0), #12074 Bernstein [Helen] (Hollywood, CA) (41-6), #12573 Hamilton [Alexander] (Los Angeles, CA) (63-7), #13270 Morningside (Inglewood, CA) (48-0), <b>LOSSES:</b> none										
78	<a href="#">St. Bonaventure (Ventura, CA) team preview trend</a>	Southern	Marmonte	5	5-4	1-2 (4th)	1-1	26.3	23.9	47-43
<b>WINS:</b> #2108 Crespi (Encino, CA) (24-12), #3102 Santa Barbara (CA) (31-6), #4091 Highland (Palmdale, CA) (22-14), #4094 Frontier (Bakersfield, CA) (38-13), #5072 Newbury Park (CA) (34-7), <b>LOSSES:</b> #486 Oaks Christian (Westlake Village, CA) (48-13), #1067 Westlake (Westlake Village, CA) (34-7), #1881 Hart [William S.] (Newhall, CA) (34-28), #3701 Bishop Diego [Garcla] (Santa Barbara, CA) (13-3)										
79	<a href="#">Beaumont (CA) team preview trend</a>	Southern	Mountain Pass	11	9-1	4-1 (2nd)	1-0	26.3	-1.6	44-56
<b>WINS:</b> #3165 Citrus Hill (Perris, CA) (22-19), #3522 Hemet (CA) (14-10), #3974 Palm Desert (CA) (37-14), #7943 West Valley (Hemet, CA) (42-0), #8393 Tahquitz (Hemet, CA) (55-7), #10461 Banning (CA) (59-0), #11255 Pacific (San Bernardino, CA) (56-14), #11723 Lakeside (Lake Elsinore, CA) (55-14), #13897 Perris (CA) (59-0), <b>LOSSES:</b> #1005 San Jacinto (CA) (45-21)										
80	<a href="#">Golden Valley (Santa</a>	Southern	Foothill	6	8-2	3-2 (t	1-0	24.9	13.3	47-52

	<a href="#">Clarita, CA</a> team <a href="#">preview</a> <a href="#">trend</a>					2nd				
WINS: #1881 Hart [William S.] (Newhall, CA) (29-28), #4464 Burbank (CA) (43-28), #4769 Saugus (CA) (31-7), #5072 Newbury Park (CA) (55-27), #5107 Rio Mesa (Oxnard, CA) (28-13), #5617 Canyon (Canyon Country, CA) (42-28), #6411 Quartz Hill (CA) (33-21), #11905 Chatsworth (CA) (56-14), LOSSES: #728 Valencia (CA) (34-0), #1823 West Ranch (Valencia, CA) (52-13)										
81	<a href="#">La Mirada (CA)</a> team <a href="#">preview</a> <a href="#">trend</a>	Southern	Suburban	4	7-3	2-1 (2nd)	2-0	24.5	13.8	50-50
WINS: #1930 Cathedral (Los Angeles, CA) (21-17), #3416 Chaffey (Ontario, CA) (30-16), #3442 South Hills (West Covina, CA) (34-14), #4828 Millikan (Long Beach, CA) (43-36), #8450 El Toro (Lake Forest, CA) (38-0), #8537 Norwalk (CA) (34-0), #10223 Bellflower (CA) (35-14), LOSSES: #667 Yorba Linda (CA) (28-23), #3088 Mayfair (Lakewood, CA) (14-13), #3149 St. Margaret's (San Juan Capistrano, CA) (30-22)										
82	<a href="#">Damien (La Verne, CA)</a> team <a href="#">trend</a>	Southern	Baseline	4	5-5	2-3 (t 4th)	1-0	24.4	28	55-45
WINS: #345 Upland (CA) (forfeit), #3053 Etiwanda (CA) (32-28), #3852 Claremont (CA) (26-14), #4747 Charter Oak (Covina, CA) (33-14), #7996 Alta Loma (CA) (42-0), LOSSES: #221 Rancho Cucamonga (CA) (46-14), #567 Glendora (CA) (24-7), #1073 Chino Hills (CA) (28-25), #1192 St. Francis (La Canada, CA) (28-21), #2776 Los Osos (Rancho Cucamonga, CA) (27-24)										
83	<a href="#">Orange (CA)</a> team <a href="#">preview</a> <a href="#">trend</a>	Southern	Orange Coast	10	9-1	5-0 (1st)	1-0	24.2	-8.1	39-61
WINS: #6719 Canyon (Anaheim, CA) (66-6), #6795 Santa Ana (CA) (57-13), #8297 Calvary Chapel (Santa Ana, CA) (53-7), #9081 Garden Grove (CA) (48-0), #10185 Irvine (CA) (60-14), #11519 Estancia (Costa Mesa, CA) (61-14), #11734 Costa Mesa (CA) (43-0), #12109 Westminster (CA) (76-7), #13381 Saddleback (Santa Ana, CA) (49-14), LOSSES: #667 Yorba Linda (CA) (34-27)										
84	<a href="#">Newport Harbor (Newport Beach, CA)</a> team <a href="#">preview</a> <a href="#">trend</a>	Southern	Sunset	9	7-3	2-3 (4th)	1-0	23.9	19.2	50-48
WINS: #3076 Aliso Niguel (Aliso Viejo, CA) (24-14), #4244 Aptos (CA) (31-28), #5409 Santa Monica (CA) (31-14), #5461 Huntington Beach (CA) (34-3), #5601 Fountain Valley (CA) (38-24), #7474 San Marino (CA) (48-7), #8418 Woodbridge (Irvine, CA) (26-10), LOSSES: #51 Corona del Mar (Newport Beach, CA) (56-17), #495 Edison (Huntington Beach, CA) (57-7), #1858 Los Alamitos (CA) (44-3)										
85	<a href="#">El Monte (CA)</a> team <a href="#">preview</a> <a href="#">trend</a>	Southern	Mission Valley	12	10-0	5-0 (1st)	2-0	23.5	-14.8	47-53
WINS: #5580 Eagle Rock (Los Angeles, CA) (54-26), #5651 Orange Vista (Perris, CA) (35-6), #7474 San Marino (CA) (20-7), #7859 Arroyo (El Monte, CA) (26-21), #9022 Rosemead (CA) (59-24), #9275 Glenn [John] (Norwalk, CA) (78-36), #10431 South El Monte (CA) (45-14), #11063 Gabrielino (San Gabriel, CA) (52-0), #13850 Mountain View (El Monte, CA) (46-0), #14218 Sotomayor [Sonia M.] (Los Angeles, CA) (63-7), LOSSES: none										
86	<a href="#">El Rancho (Pico Rivera, CA)</a> team <a href="#">preview</a> <a href="#">trend</a>	Southern	Del Rio	11	8-2	3-1 (2nd)	3-0	23.5	7.2	49-51
WINS: #3675 Garfield [James A.] (Los Angeles, CA) (35-34), #5744 Whittier (CA) (65-46), #6791 Montebello (CA) (56-15), #7180 California (Whittier, CA) (51-15), #7212 Santa Fe (Santa Fe Springs, CA) (37-10), #8590 Bell Gardens (CA) (31-6), #9616 Baldwin Park (CA) (51-9), #9766 Barstow (CA) (40-6), LOSSES: #439 La Serna (Whittier, CA) (49-7), #2716 Northview (Covina, CA) (31-23)										
87	<a href="#">Roosevelt [Eleanor] (Eastvale, CA)</a> team <a href="#">preview</a> <a href="#">trend</a>	Southern	Big VIII	4	4-6	3-2 (3rd)	0-0	23.3	30.5	59-41
WINS: #3806 Santiago (Corona, CA) (6-0), #4715 Rancho Mirage (CA) (35-24), #9383 King [Dr. Martin Luther] (Riverside, CA) (43-7), #9880 Corona (CA) (52-7), LOSSES: #23 Centennial (Corona, CA) (77-20), #221 Rancho Cucamonga (CA) (50-31), #231 Norco (CA) (56-7), #484 Tesoro (Rancho Santa Margarita, CA) (36-18), #567 Glendora (CA) (34-7), #652 Murrieta Valley (Murrieta, CA) (43-17)										
88	<a href="#">Monrovia (CA)</a> team <a href="#">preview</a> <a href="#">trend</a>	Southern	Rio Hondo	9	9-1	4-0 (1st)	1-0	23.1	0.7	42-56
WINS: #3442 South Hills (West Covina, CA) (27-24), #7011 Covina (CA) (42-25), #7474 San Marino (CA) (35-0), #7579 South Pasadena (CA) (49-7), #7859 Arroyo (El Monte, CA) (33-7), #7996 Alta Loma (CA) (34-7), #8796 West Covina (CA) (28-14), #10297 La Canada (CA) (51-3), #11877 Temple City (CA) (48-7), LOSSES: #1326 Los Altos (Hacienda Heights, CA) (34-14)										
89	<a href="#">Northview (Covina,</a>	Southern	Valle Vista	7	8-2	4-1	1-0	22.9	4	51-49



	CA team preview trend				(2nd)					
WINS: #2636 El Rancho (Pico Rivera, CA) (31-23), #6785 Rowland (Rowland Heights, CA) (52-14), #7011 Covina (CA) (21-14), #7474 San Marino (CA) (42-7), #7960 Don Lugo [Antonio] (Chino, CA) (41-6), #8796 West Covina (CA) (49-7), #9616 Baldwin Park (CA) (37-6), #11540 Wilson [Glen A.] (Hacienda Heights, CA) (57-6), LOSSES: #1326 Los Altos (Hacienda Heights, CA) (36-14), #3646 San Dimas (CA) (27-13)										
90	Elsinore (Wildomar, CA) team preview trend	Southern	Sunbelt	7	7-3	3-0 (1st)	1-1	22.6	13.7	46-52
WINS: #3533 Banning [Phineas] (Wilmington, CA) (44-42), #4024 Notre Dame (Riverside, CA) (28-10), #5601 Fountain Valley (CA) (27-13), #5852 Temescal Canyon (Lake Elsinore, CA) (28-7), #8685 Rancho Christian (Temecula, CA) (49-13), #8845 Arlington (Riverside, CA) (61-14), #10531 Rancho Buena Vista (Vista, CA) (55-0), LOSSES: #385 Rancho Verde (Moreno Valley, CA) (55-7), #793 Temecula Valley (Temecula, CA) (42-21), #1831 Heritage (Romoland, CA) (41-18)										
91	Los Osos (Rancho Cucamonga, CA) team preview trend	Southern	Baseline	6	5-5	1-4 (6th)	0-1	22.6	22.4	52-48
WINS: #2481 Damien (La Verne, CA) (27-24), #2797 Logan [James] (Union City, CA) (16-14), #6162 Redlands (CA) (28-21), #7996 Alta Loma (CA) (21-3), #10130 Dorsey [Susan Miller] (Los Angeles, CA) (62-6), LOSSES: #221 Rancho Cucamonga (CA) (41-6), #349 Upland (CA) (35-7), #1073 Chino Hills (CA) (26-14), #1379 Kaiser [Henry J.] (Fontana, CA) (42-34), #3053 Etiwanda (CA) (33-29)										
92	Warren (Downey, CA) team preview trend	Southern	San Gabriel Valley	6	7-3	4-1 (2nd)	0-1	22.5	11	53-47
WINS: #3088 Mayfair (Lakewood, CA) (31-24), #3492 Downey (CA) (39-35), #5253 St. Anthony (Long Beach, CA) (44-27), #7181 Dominguez (Compton, CA) (19-6), #9328 Gahr [Richard] (Cerritos, CA) (44-0), #12211 Lynwood (CA) (56-6), #13533 Huntington Park (CA) (48-6), LOSSES: #333 Culver City (CA) (56-28), #439 La Serna (Whittier, CA) (50-6), #584 Paramount (CA) (45-20)										
93	Jurupa Hills (Fontana, CA) team preview trend	Southern	San Andreas	12	9-1	4-1 (1st)	1-0	22.5	-0.3	42-58
WINS: #3444 Eisenhower (Rialto, CA) (41-21), #5859 Rim of the World (Lake Arrowhead, CA) (34-7), #5852 Temescal Canyon (Lake Elsinore, CA) (47-34), #8096 Fontana (CA) (50-0), #8845 Arlington (Riverside, CA) (35-28), #9355 Patriot (Riverside, CA) (35-0), #9435 Arroyo Valley (San Bernardino, CA) (35-0), #10506 Rialto (CA) (46-7), #10778 Jurupa Valley (CA) (49-8), LOSSES: #3151 San Geronio (San Bernardino, CA) (35-27)										
94	Brea Olinda (Brea, CA) team preview trend	Southern	North Hills	9	6-4	2-1 (2nd)	1-1	22.4	20.5	62-38
WINS: #4220 Esperanza (Anaheim, CA) (16-10), #4371 Valencia (Placentia, CA) (27-26), #4623 Fullerton (CA) (28-15), #6189 El Dorado (Placentia, CA) (19-0), #6719 Canyon (Anaheim, CA) (36-14), #7565 Sonora (La Habra, CA) (21-6), LOSSES: #355 Ayala [Ruben S.] (Chino Hills, CA) (26-15), #592 Foothill (Santa Ana, CA) (25-8), #667 Yorba Linda (CA) (47-7), #2098 Sunny Hills (Fullerton, CA) (17-10)										
95	Redondo (Redondo Beach, CA) team preview trend	Southern	Bay	6	6-4	3-2 (3rd)	0-1	22.2	17.9	53-47
WINS: #3975 Simi Valley (CA) (28-12), #4312 Palos Verdes Peninsula (Rolling Hills Estates, CA) (17-14), #4769 Saugus (CA) (42-21), #5811 Leuzinger (Lawndale, CA) (24-6), #8375 West (Torrance, CA) (33-12), #11418 Centennial (Compton, CA) (34-0), LOSSES: #339 Palos Verdes (Palos Verdes Estates, CA) (34-7), #568 Paraclete (Lancaster, CA) (31-6), #1098 Crescenta Valley (La Crescenta, CA) (21-7), #1907 Mira Costa (Manhattan Beach, CA) (35-14)										
96	Oak Park (CA) team preview trend	Southern	Canyon	12	10-0	3-0 (1st)	2-0	22.1	-4.1	38-60
WINS: #3975 Simi Valley (CA) (31-7), #5822 Brentwood (Los Angeles, CA) (40-30), #6069 Nordhoff (Ojai, CA) (42-18), #7660 Royal (Simi Valley, CA) (21-0), #8126 Santa Paula (CA) (29-16), #8146 Mission Prep (San Luis Obispo, CA) (35-7), #9891 Thousand Oaks (CA) (34-0), #10452 Agoura (CA) (35-21), #10842 Campbell Hall (North Hollywood, CA) (41-13), #11729 Channel Islands (Oxnard, CA) (49-14), LOSSES: none										
97	North [John W.] (Riverside, CA) team preview trend	Southern	Inland Valley	10	9-1	5-0 (1st)	0-0	21.2	1.9	40-60
WINS: #3522 Hemet (CA) (7-6), #5651 Orange Vista (Perris, CA) (29-15), #5729 Paloma Valley (Menifee, CA) (21-7), #5852 Temescal Canyon (Lake Elsinore, CA) (22-16), #6777 Grand Terrace (CA) (17-14), #8394 Poly (Riverside, CA) (42-14), #10916 Canyon Springs (Moreno Valley, CA) (45-12), #11723 Lakeside (Lake Elsinore, CA) (41-34), #13897 Perris (CA) (51-8), LOSSES: #26 Servite (Anaheim, CA) (48-7)										

98	<b>Etiwanda (CA)</b> team preview trend	Southern	Baseline	5	5-5	2-3 (t 4th)	0-2	21	27.6	48-52
WINS: #221 Rancho Cucamonga (CA) (forfeit), #1831 Heritage (Romoland, CA) (21-18), #2776 Los Osos (Rancho Cucamonga, CA) (33-29), #3470 Murrieta Mesa (Murrieta, CA) (42-35), #3983 Carter [Wilmer Amina] (Rialto, CA) (35-12), LOSSES: #349 Upland (CA) (42-10), #1073 Chino Hills (CA) (37-0), #2481 Damien (La Verne, CA) (32-28), #3329 Great Oak (Temecula, CA) (34-31), #4602 Colony (Ontario, CA) (47-44)										
99	<b>Segerstrom (Santa Ana, CA)</b> team preview trend	Southern	Big 4	10	9-1	2-1 (2nd)	1-0	21	-6.6	36-64
WINS: #3596 El Modena (Orange, CA) (19-14), #6227 Laguna Hills (CA) (34-7), #7841 Troy (Fullerton, CA) (47-20), #8590 Bell Gardens (CA) (42-0), #9081 Garden Grove (CA) (39-6), #10581 Artesia (Lakewood, CA) (58-7), #12109 Westminster (CA) (58-0), #12363 Godinez [Hector G.] (Santa Ana, CA) (53-0), #12544 University (Irvine, CA) (57-0), LOSSES: #3453 Marina (Huntington Beach, CA) (25-14)										
100	<b>Aliso Niguel (Aliso Viejo, CA)</b> team preview trend	Southern	Sea View	8	7-3	2-2 (3rd)	3-1	20.9	15.2	57-33
WINS: #2098 Sunny Hills (Fullerton, CA) (36-35), St. Albert (Alberta) (47-8), #5457 Pacifica (Garden Grove, CA) (45-28), #5899 Linfield Christian (Temecula, CA) (30-23), #6227 Laguna Hills (CA) (38-14), #6795 Santa Ana (CA) (48-35), #6858 Dana Hills (Dana Point, CA) (37-10), LOSSES: #611 San Juan Hills (San Juan Capistrano, CA) (35-7), #2579 Newport Harbor (Newport Beach, CA) (24-14), #3353 Trabuco Hills (Mission Viejo, CA) (26-21)										
101	<b>Moreno Valley (CA)</b> team preview trend	Southern	Mountain Valley	12	9-1	6-0 (1st)	1-0	20.8	-7.3	41-59
WINS: #3444 Eisenhower (Rialto, CA) (22-21), #5182 Vista del Lago (Moreno Valley, CA) (26-11), #7674 Miller [A. B.] (Fontana, CA) (41-0), #8845 Arlington (Riverside, CA) (32-0), #9934 Rubidoux (Riverside, CA) (27-6), #10916 Canyon Springs (Moreno Valley, CA) (62-14), #11255 Pacific (San Bernardino, CA) (50-9), #12440 Indian Springs (San Bernardino, CA) (42-0), #13869 San Bernardino (CA) (62-6), LOSSES: #2123 Norte Vista (Riverside, CA) (17-6)										
102	<b>Mayfair (Lakewood, CA)</b> team preview trend	Southern	Suburban	5	5-5	3-0 (1st)	0-0	20.8	17	52-48
WINS: #2470 La Mirada (CA) (14-13), #5047 Lakewood (CA) (43-6), #8537 Norwalk (CA) (41-0), #9328 Gahr [Richard] (Cerritos, CA) (42-10), #10223 Bellflower (CA) (49-14), LOSSES: #814 Santa Margarita (Rancho Santa Margarita, CA) (21-0), #967 Wilson [Woodrow] (Long Beach, CA) (24-13), #1192 St. Francis (La Canada, CA) (33-0), #1907 Mira Costa (Manhattan Beach, CA) (37-26), #2791 Warren (Downey, CA) (31-24)										
103	<b>Santa Barbara (CA)</b> team preview trend	Southern	Channel	8	8-2	5-0 (1st)	2-0	20.8	3.6	40-59
WINS: #3111 Lompoc (CA) (27-21), #3616 Ventura (CA) (21-14), #8022 Buena (Ventura, CA) (51-14), #8158 Dos Pueblos (Goleta, CA) (31-13), #8147 Santa Ynez (CA) (34-0), #9274 San Marcos (Santa Barbara, CA) (38-12), #11729 Channel Islands (Oxnard, CA) (55-7), #12585 Cabrillo (Lompoc, CA) (53-9), LOSSES: #837 Pacifica (Oxnard, CA) (38-7), #2190 St. Bonaventure (Ventura, CA) (31-6)										
104	<b>Lompoc (CA)</b> team preview trend	Southern	Channel	5	7-3	4-1 (2nd)	1-0	20.7	8	50-50
WINS: #2506 St. Joseph (Santa Maria, CA) (28-14), #3701 Bishop Diego [Garcia] (Santa Barbara, CA) (17-7), #3975 Simi Valley (CA) (24-7), #8158 Dos Pueblos (Goleta, CA) (56-0), #8147 Santa Ynez (CA) (45-7), #9274 San Marcos (Santa Barbara, CA) (48-20), #12585 Cabrillo (Lompoc, CA) (63-0), LOSSES: #2731 Righetti [Ernest] (Santa Maria, CA) (28-21), #2983 Arroyo Grande (CA) (30-24), #3102 Santa Barbara (CA) (27-21)										
105	<b>St. Margaret's (San Juan Capistrano, CA)</b> team preview trend	Southern	San Joaquin	6	9-1	3-0 (1st)	0-0	20.5	0.1	50-50
WINS: #986 Vista (CA) (forfeit), #2470 La Mirada (CA) (30-22), #5573 Santa Fe Christian (Solana Beach, CA) (20-14), #8450 El Toro (Lake Forest, CA) (49-16), #8610 Yucca Valley (CA) (38-9), #10223 Bellflower (CA) (48-7), #10607 Capistrano Valley Christian (San Juan Capistrano, CA) (56-7), #11329 Saddleback Valley Christian (San Juan Capistrano, CA) (35-0), #13236 Webb (Claremont, CA) (56-0), LOSSES: #2506 St. Joseph (Santa Maria, CA) (35-24)										
106	<b>San Geronio (San Bernardino, CA)</b> team preview trend	Southern	San Andreas	8	8-2	4-1 (t 1st)	0-0	20.5	6	51-49
WINS: #2795 Jurupa Hills (Fontana, CA) (35-27), #3504 Summit (Fontana, CA) (32-26), #3983 Carter [Wilmer Amina] (Rialto, CA) (40-36), #5775 Yucaipa (CA) (38-28), #5859 Rim of the World (Lake Arrowhead, CA) (21-13), #9435 Arroyo Valley (San Bernardino, CA) (28-0), #9934 Rubidoux (Riverside, CA) (48-12), #10506 Rialto (CA) (55-14), LOSSES: #3444 Eisenhower (Rialto, CA) (51-40), #6162 Redlands (CA) (21-18)										



107	<a href="#">Citrus Hill (Perris, CA) team preview trend</a>	Southern	<a href="#">Mountain Pass</a>	5	7-3	2-3 (4th)	0-0	20.4	7.5	53-47
-----	---	----------	-------------------------------	---	-----	-----------	-----	------	-----	-------

WINS: #3456 Palm Springs (CA) (27-19), #4715 Rancho Mirage (CA) (34-17), #7943 West Valley (Hemet, CA) (14-6), #8393 Tahquitz (Hemet, CA) (37-7), #8394 Poly (Riverside, CA) (42-0), #9435 Arroyo Valley (San Bernardino, CA) (56-6), #11255 Pacific (San Bernardino, CA) (48-7), LOSSES: #1005 San Jacinto (CA) (20-14), #2196 Beaumont (CA) (22-19), **#3522 Hemet (CA) (10-7)**

108	<a href="#">Rio Hondo Prep (Arcadia, CA) team preview trend</a>	Southern	<a href="#">Prep</a>	12	8-0	2-0 (1st)	2-0	19.4	-15.7	35-44
-----	---	----------	----------------------	----	-----	-----------	-----	------	-------	-------

WINS: #7480 Laguna Beach (CA) (52-14), #7465 Poly (Pasadena, CA) (28-21), #7859 Arroyo (El Monte, CA) (42-0), #10820 Morro Bay (CA) (37-0), #11599 Boron (CA) (41-8), #12000 Big Bear (Big Bear City, CA) (46-6), #12533 Duarte (CA) (42-0), #13151 Vasquez (Acton, CA) (49-7), LOSSES: none

109	<a href="#">Great Oak (Temecula, CA) team preview trend</a>	Southern	<a href="#">Southwestern</a>	4	4-6	1-4 (t 5th)	1-2	19.4	26.1	58-42
-----	---	----------	------------------------------	---	-----	-------------	-----	------	------	-------

WINS: **#3053 Etiwanda (CA) (34-31)**, #3470 Murrieta Mesa (Murrieta, CA) (37-20), #7939 Shadow Hills (Indio, CA) (31-21), #9383 King [Dr. Martin Luther] (Riverside, CA) (18-6), LOSSES: #551 Vista Murrieta (Murrieta, CA) (31-7), #611 San Juan Hills (San Juan Capistrano, CA) (35-7), #652 Murrieta Valley (Murrieta, CA) (35-14), #793 Temecula Valley (Temecula, CA) (36-6), #1005 San Jacinto (CA) (30-6), #1484 Chaparral (Temecula, CA) (49-47)

110	<a href="#">Trabuco Hills (Mission Viejo, CA) team preview trend</a>	Southern	<a href="#">Sea View</a>	8	6-4	3-1 (2nd)	2-1	19.3	14.9	49-51
-----	--	----------	--------------------------	---	-----	-----------	-----	------	------	-------

WINS: **#3076 Aliso Niguel (Aliso Viejo, CA) (26-21)**, #5457 Pacifica (Garden Grove, CA) (44-34), #6227 Laguna Hills (CA) (35-13), #6858 Dana Hills (Dana Point, CA) (42-14), #8450 El Toro (Lake Forest, CA) (55-14), #9880 Corona (CA) (40-14), LOSSES: #611 San Juan Hills (San Juan Capistrano, CA) (42-7), #1542 Villa Park (CA) (42-0), #2006 Capistrano Valley (Mission Viejo, CA) (42-24), #2098 Sunny Hills (Fullerton, CA) (41-34)

111	<a href="#">Tustin (CA) team preview trend</a>	Southern	<a href="#">Empire</a>	8	5-5	3-2 (t 2nd)	0-1	19.1	16.3	62-38
-----	--	----------	------------------------	---	-----	-------------	-----	------	------	-------

WINS: #3456 Palm Springs (CA) (14-10), #4371 Valencia (Placentia, CA) (27-14), #7960 Don Lugo [Antonio] (Chino, CA) (21-0), #8639 Kennedy [John F.] (La Palma, CA) (42-14), #11186 Crean Lutheran (Irvine, CA) (44-6), LOSSES: #355 Ayala [Ruben S.] (Chino Hills, CA) (35-21), #592 Foothill (Santa Ana, CA) (28-14), #1589 Cypress (CA) (32-15), #2006 Capistrano Valley (Mission Viejo, CA) (21-17), **#5457 Pacifica (Garden Grove, CA) (21-14)**

112	<a href="#">Chaffey (Ontario, CA) team preview trend</a>	Southern	<a href="#">Mt. Baldy</a>	11	9-1	5-0 (1st)	2-0	18.9	-3.8	43-57
-----	--	----------	---------------------------	----	-----	-----------	-----	------	------	-------

WINS: #7401 Diamond Bar (CA) (60-27), #7943 West Valley (Hemet, CA) (58-42), #7960 Don Lugo [Antonio] (Chino, CA) (46-12), #8290 Ontario (CA) (24-20), #8610 Yucca Valley (CA) (50-21), #9345 Colton (CA) (38-29), #9355 Patriot (Riverside, CA) (39-6), #10110 Chino (CA) (46-7), #11714 Montclair (CA) (49-3), LOSSES: #2470 La Mirada (CA) (30-16)

113	<a href="#">South Hills (West Covina, CA) team preview trend</a>	Southern	<a href="#">Hacienda</a>	4	5-5	3-2 (3rd)	1-2	18.8	16.3	55-45
-----	--	----------	--------------------------	---	-----	-----------	-----	------	------	-------

WINS: #3444 Eisenhower (Rialto, CA) (28-12), #4747 Charter Oak (Covina, CA) (28-7), #7960 Don Lugo [Antonio] (Chino, CA) (35-34), #8796 West Covina (CA) (42-13), #11359 Walnut (CA) (40-0), LOSSES: #611 San Juan Hills (San Juan Capistrano, CA) (42-7), #916 Diamond Ranch (Pomona, CA) (31-20), #1326 Los Altos (Hacienda Heights, CA) (21-7), #2470 La Mirada (CA) (34-14), #2688 Monrovia (CA) (27-24)

114	<a href="#">Eisenhower (Rialto, CA) team preview trend</a>	Southern	<a href="#">San Andreas</a>	10	6-4	4-1 (t 1st)	0-0	18.7	10.5	63-37
-----	--	----------	-----------------------------	----	-----	-------------	-----	------	------	-------

WINS: **#3151 San Geronio (San Bernardino, CA) (51-40)**, #5859 Rim of the World (Lake Arrowhead, CA) (62-7), #8096 Fontana (CA) (42-0), #8290 Ontario (CA) (49-14), #9435 Arroyo Valley (San Bernardino, CA) (62-12), #10506 Rialto (CA) (35-0), LOSSES: #439 La Serna (Whittier, CA) (42-14), #2795 Jurupa Hills (Fontana, CA) (41-21), #3086 Moreno Valley (CA) (22-21), #3442 South Hills (West Covina, CA) (28-12)

115	<a href="#">Marina (Huntington Beach, CA) team preview trend</a>	Southern	<a href="#">Big 4</a>	11	8-2	3-0 (1st)	1-0	18.7	4.5	49-50
-----	--	----------	-----------------------	----	-----	-----------	-----	------	-----	-------

WINS: **#3062 Segerstrom (Santa Ana, CA) (25-14)**, #3697 Katella (Anaheim, CA) (21-15), #5461 Huntington Beach (CA) (34-14), #6227 Laguna Hills (CA) (33-20), #7480 Laguna Beach (CA) (28-14), #9081 Garden Grove (CA) (28-6), #11932 Torrance (CA) (56-0), #12109 Westminster (CA) (78-6), LOSSES: #1697 Mead (Spokane, WA) (63-27), **#3596 El Modena (Orange, CA) (28-24)**

116	<a href="#">Palm Springs (CA)</a> <a href="#">team preview</a> <a href="#">trend</a>	Southern	Desert Empire	9	6-4	4-1 (2nd)	2-0	18.7	11.3	50-50
WINS: #4715 Rancho Mirage (CA) (17-14), #5253 St. Anthony (Long Beach, CA) (35-14), #5720 Xavier Prep (Palm Desert, CA) (31-0), #6162 Redlands (CA) (34-14), #7939 Shadow Hills (Indio, CA) (46-14), #10291 La Quinta (CA) (49-0), LOSSES: #841 Desert Vista (Phoenix, AZ) (44-34), #3165 Citrus Hill (Perris, CA) (27-19), #3381 Tustin (CA) (14-10), <b>#3974 Palm Desert (CA) (28-10)</b>										
117	<a href="#">Murrieta Mesa (Murrieta, CA)</a> <a href="#">team preview</a> <a href="#">trend</a>	Southern	Southwestern	4	3-7	1-4 (t 5th)	1-1	18.6	27.8	65-35
WINS: #1484 Chaparral (Temecula, CA) (41-29), #3974 Palm Desert (CA) (21-16), #10291 La Quinta (CA) (45-14), LOSSES: #439 La Serna (Whittier, CA) (49-19), #551 Vista Murrieta (Murrieta, CA) (35-21), #652 Murrieta Valley (Murrieta, CA) (73-35), #793 Temecula Valley (Temecula, CA) (41-26), #1005 San Jacinto (CA) (39-27), #3053 Etiwanda (CA) (42-35), #3329 Great Oak (Temecula, CA) (37-20)										
118	<a href="#">Downey (CA)</a> <a href="#">team preview</a> <a href="#">trend</a>	Southern	San Gabriel Valley	4	4-6	3-2 (3rd)	0-2	18.5	20.8	59-40
WINS: #7181 Dominguez (Compton, CA) (51-8), #8452 Locke [Alain Leroy] (Los Angeles, CA) (41-15), #9328 Gahr [Richard] (Cerritos, CA) (47-10), #12211 Lynwood (CA) (49-0), LOSSES: #51 Corona del Mar (Newport Beach, CA) (57-20), #155 Alemany (Mission Hills, CA) (37-0), #584 Paramount (CA) (48-22), #1062 Kapolei (HI) (31-28), #1881 Hart [William S.] (Newhall, CA) (19-13), #2791 Warren (Downey, CA) (39-35)										
119	<a href="#">Summit (Fontana, CA)</a> <a href="#">team preview</a> <a href="#">trend</a>	Southern	Sunkist	10	8-2	4-1 (2nd)	0-0	18.4	-0.2	40-60
WINS: #6777 Grand Terrace (CA) (62-21), #7674 Miller [A. B.] (Fontana, CA) (35-12), #8096 Fontana (CA) (20-0), #9345 Colton (CA) (37-0), #9766 Barstow (CA) (38-14), #9899 Cabrillo (Long Beach, CA) (42-6), #9969 Sultana (Hesperia, CA) (44-14), #10270 Bloomington (CA) (50-0), LOSSES: #1379 Kaiser [Henry J.] (Fontana, CA) (37-21), #3151 San Geronio (San Bernardino, CA) (32-26)										
120	<a href="#">Hemet (CA)</a> <a href="#">team preview</a> <a href="#">trend</a>	Southern	Mountain Pass	11	6-4	3-2 (3rd)	0-1	18.3	13.1	61-39
WINS: #3165 Citrus Hill (Perris, CA) (10-7), #5182 Vista del Lago (Moreno Valley, CA) (35-21), #6162 Redlands (CA) (17-7), #7943 West Valley (Hemet, CA) (41-18), #8393 Tahquitz (Hemet, CA) (43-0), #10461 Banning (CA) (26-0), LOSSES: #1005 San Jacinto (CA) (28-5), #1484 Chaparral (Temecula, CA) (28-7), #2196 Beaumont (CA) (14-10), #3028 North [John W.] (Riverside, CA) (7-6)										
121	<a href="#">Western (Anaheim, CA)</a> <a href="#">team preview</a> <a href="#">trend</a>	Southern	Pac 4	10	9-1	3-0 (1st)	0-0	18.2	-4.8	45-55
WINS: #5461 Huntington Beach (CA) (14-0), #7480 Laguna Beach (CA) (56-49), #8505 Ocean View (Huntington Beach, CA) (31-0), #9081 Garden Grove (CA) (35-0), #9275 Glenn [John] (Norwalk, CA) (48-0), #9616 Baldwin Park (CA) (41-0), #10581 Artesia (Lakewood, CA) (34-23), #11506 Anaheim (CA) (49-0), #12363 Godinez [Hector G.] (Santa Ana, CA) (77-6), LOSSES: #1220 Muir [John] (Pasadena, CA) (26-6)										
122	<a href="#">North (Torrance, CA)</a> <a href="#">team preview</a> <a href="#">trend</a>	Southern	Pioneer	9	8-2	4-1 (2nd)	0-0	18	1.7	42-58
WINS: #4312 Palos Verdes Peninsula (Rolling Hills Estates, CA) (28-21), #5601 Fountain Valley (CA) (19-14), #6088 El Segundo (CA) (28-13), #6735 South (Torrance, CA) (42-16), #8375 West (Torrance, CA) (49-7), #9328 Gahr [Richard] (Cerritos, CA) (41-7), #11932 Torrance (CA) (69-7), #13270 Morningside (Inglewood, CA) (55-0), LOSSES: #1531 San Pedro (CA) (25-0), #2174 Inglewood (CA) (28-0)										
123	<a href="#">El Modena (Orange, CA)</a> <a href="#">team preview</a> <a href="#">trend</a>	Southern	Crestview	5	5-5	1-2 (3rd)	0-1	18	18.5	61-39
WINS: #3453 Marina (Huntington Beach, CA) (28-24), #4623 Fullerton (CA) (39-27), #6189 El Dorado (Placentia, CA) (34-17), #6719 Canyon (Anaheim, CA) (42-18), #8418 Woodbridge (Irvine, CA) (31-10), LOSSES: #592 Foothill (Santa Ana, CA) (10-0), #667 Yorba Linda (CA) (35-0), #1542 Villa Park (CA) (24-7), #3062 Segerstrom (Santa Ana, CA) (19-14), <b>#4220 Esperanza (Anaheim, CA) (31-28)</b>										
124	<a href="#">Ventura (CA)</a> <a href="#">team preview</a> <a href="#">trend</a>	Southern	Pacific View	7	5-5	3-2 (3rd)	0-0	17.9	14.3	53-47
WINS: #5107 Rio Mesa (Oxnard, CA) (42-7), #7660 Royal (Simi Valley, CA) (51-14), #8022 Buena (Ventura, CA) (49-28), #8158 Dos Pueblos (Goleta, CA) (37-7), #11729 Channel Islands (Oxnard, CA) (42-6), LOSSES: #370 Oxnard (CA) (33-14), #440 Camarillo (CA) (48-21), #837 Pacifica (Oxnard, CA) (49-7), #3102 Santa Barbara (CA) (21-14), <b>#5072 Newbury Park (CA) (35-34)</b>										



125	<b>San Dimas (CA)</b> team preview trend	Southern	Valle Vista	9	9-1	5-0 (1st)	0-1	17.7	1.8	45-55
WINS: #2716 Northview (Covina, CA) (27-13), #5736 Whittier (CA) (forfeit), #6785 Rowland (Rowland Heights, CA) (49-17), #6791 Montebello (CA) (33-24), #7011 Covina (CA) (58-55), #9345 Colton (CA) (33-6), #9523 Pomona (CA) (55-14), #9616 Baldwin Park (CA) (43-26), #11540 Wilson [Glen A.] (Hacienda Heights, CA) (56-0), LOSSES: #1875 Bonita (La Verne, CA) (35-25)										
126	<b>Katella (Anaheim, CA)</b> team preview trend	Southern	Orange	10	9-1	5-0 (1st)	1-0	17.5	-11.5	41-59
WINS: #4220 Esperanza (Anaheim, CA) (34-18), #4371 Valencia (Placentia, CA) (24-21), #8084 Valley (Santa Ana, CA) (36-8), #9242 Magnolia (Anaheim, CA) (47-7), #11506 Anaheim (CA) (41-7), #12109 Westminster (CA) (64-7), #12544 University (Irvine, CA) (50-0), #12990 Savanna (Anaheim, CA) (49-7), #13809 Century (Santa Ana, CA) (78-0), LOSSES: #3453 Marina (Huntington Beach, CA) (21-15)										
127	<b>Bishop Diego [Garcia] (Santa Barbara, CA)</b> team preview trend	Southern	Camino	5	5-5	2-2 (3rd)	1-1	17.5	17.4	50-49
WINS: #2190 St. Bonaventure (Ventura, CA) (13-3), #3801 Moorpark (CA) (17-14), #7466 Nipomo (CA) (24-6), #9891 Thousand Oaks (CA) (41-6), #12585 Cabrillo (Lompoc, CA) (51-6), LOSSES: #166 Grace Brethren (Simi Valley, CA) (42-13), #440 Camarillo (CA) (34-0), #568 Paraclete (Lancaster, CA) (44-13), #3111 Lompoc (CA) (17-7), #5042 Chicago Hope Academy (Chicago, IL) (7-6)										
128	<b>Adelanto (CA)</b> team preview trend	Southern	Desert Sky	12	8-2	4-0 (1st)	0-0	17.4	-0.4	38-60
WINS: #5505 Carson (CA) (21-0), #5730 Silverado (Victorville, CA) (42-28), #7529 Hesperia (CA) (28-15), #9167 Granite Hills (Apple Valley, CA) (47-8), #9766 Barstow (CA) (38-24), #9969 Sultana (Hesperia, CA) (36-6), #11643 Victor Valley (Victorville, CA) (48-0), #12462 Bassett (La Puente, CA) (42-7), LOSSES: #1751 Apple Valley (CA) (26-7), #1851 Las Vegas (NV) (42-28)										
129	<b>Moorpark (CA)</b> team preview trend	Southern	Camino	3	3-7	1-3 (4th)	0-1	17	28.4	61-39
WINS: #4464 Burbank (CA) (14-7), #5072 Newbury Park (CA) (35-28), #9891 Thousand Oaks (CA) (35-0), LOSSES: #166 Grace Brethren (Simi Valley, CA) (56-14), #339 Palos Verdes (Palos Verdes Estates, CA) (27-21), #359 Notre Dame (Sherman Oaks, CA) (42-0), #355 Ayala [Ruben S.] (Chino Hills, CA) (43-33), #440 Camarillo (CA) (42-14), #3701 Bishop Diego [Garcia] (Santa Barbara, CA) (17-14), #3975 Simi Valley (CA) (37-34)										
130	<b>Santiago (Corona, CA)</b> team preview trend	Southern	Big VIII	3	3-7	2-3 (4th)	0-1	16.9	27.2	56-44
WINS: #6777 Grand Terrace (CA) (26-14), #9383 King [Dr. Martin Luther] (Riverside, CA) (28-0), #9880 Corona (CA) (40-12), LOSSES: #23 Centennial (Corona, CA) (63-0), #231 Norco (CA) (63-14), #385 Rancho Verde (Moreno Valley, CA) (45-7), #652 Murrieta Valley (Murrieta, CA) (49-36), #1484 Chaparral (Temecula, CA) (38-24), #1831 Heritage (Romoland, CA) (14-7), #2663 Roosevelt [Eleanor] (Eastvale, CA) (6-0)										
131	<b>Claremont (CA)</b> team preview trend	Southern	Palomares	11	6-4	2-3 (4th)	0-0	16.7	11.8	53-47
WINS: #4602 Colony (Ontario, CA) (38-29), #7401 Diamond Bar (CA) (49-14), #7996 Alta Loma (CA) (25-17), #8290 Ontario (CA) (31-0), #9523 Pomona (CA) (41-23), #11714 Montclair (CA) (43-29), LOSSES: #355 Ayala [Ruben S.] (Chino Hills, CA) (41-14), #567 Glendora (CA) (49-7), #1875 Bonita (La Verne, CA) (39-23), #2481 Damien (La Verne, CA) (26-14)										
132	<b>Pasadena (CA)</b> team preview trend	Southern	Pacific	11	6-3	3-3 (t 3rd)	2-1	16.6	3.8	48-42
WINS: #5430 Burroughs [John] (Burbank, CA) (41-21), #6111 Arcadia (CA) (44-10), #7576 St. Genevieve (Panorama City, CA) (28-7), #9230 Maranatha (Pasadena, CA) (41-7), #11964 Pioneer (Whittier, CA) (77-0), #12833 Glendale (CA) (41-0), LOSSES: #1098 Crescenta Valley (La Crescenta, CA) (28-17), #1220 Muir [John] (Pasadena, CA) (33-0), #4464 Burbank (CA) (39-21)										
133	<b>Hillcrest (Riverside, CA)</b> team preview trend	Southern	River Valley	9	7-3	4-1 (2nd)	0-0	16.3	3.3	49-51
WINS: #5772 Ramona (Riverside, CA) (42-13), #5852 Temescal Canyon (Lake Elsinore, CA) (17-14), #6777 Grand Terrace (CA) (28-14), #8845 Arlington (Riverside, CA) (26-14), #9355 Patriot (Riverside, CA) (37-0), #10778 Jurupa Valley (CA) (47-8), #12498 La Sierra (Riverside, CA) (64-0), LOSSES: #1379 Kaiser [Henry J.] (Fontana, CA) (22-14), #2123 Norte Vista (Riverside, CA) (27-20), #4024 Notre Dame (Riverside, CA) (39-31)										

134	<a href="#">Palm Desert (CA)</a> <a href="#">team preview</a> <a href="#">trend</a>	Southern	<a href="#">Desert Empire</a>	8	7-3	5-0 (1st)	0-0	16	5.7	44-55
WINS: <a href="#">#3456 Palm Springs (CA) (28-10)</a> , <a href="#">#4715 Rancho Mirage (CA) (41-28)</a> , <a href="#">#5720 Xavier Prep (Palm Desert, CA) (34-20)</a> , <a href="#">#7939 Shadow Hills (Indio, CA) (50-7)</a> , <a href="#">#10291 La Quinta (CA) (17-14)</a> , <a href="#">#11607 Flowing Wells (Tucson, AZ) (43-7)</a> , <a href="#">#12367 Cathedral City (CA) (40-0)</a> , LOSSES: <a href="#">#969 Permian (Odessa, TX) (47-14)</a> , <a href="#">#2196 Beaumont (CA) (37-14)</a> , <a href="#">#3470 Murrieta Mesa (Murrieta, CA) (21-16)</a>										
135	<a href="#">Simi Valley (CA)</a> <a href="#">team preview</a> <a href="#">trend</a>	Southern	<a href="#">Canyon</a>	10	7-3	2-1 (2nd)	1-0	16	3.1	39-59
WINS: <a href="#">#3801 Moorpark (CA) (37-34)</a> , <a href="#">#5617 Canyon (Canyon Country, CA) (27-17)</a> , <a href="#">#6069 Nordhoff (Ojai, CA) (59-14)</a> , <a href="#">#7660 Royal (Simi Valley, CA) (21-0)</a> , <a href="#">#9891 Thousand Oaks (CA) (47-7)</a> , <a href="#">#10452 Agoura (CA) (33-13)</a> , <a href="#">#13386 Taft [William Howard] (Woodland Hills, CA) (77-7)</a> , LOSSES: <a href="#">#2846 Redondo (Redondo Beach, CA) (28-12)</a> , <a href="#">#2871 Oak Park (CA) (31-7)</a> , <a href="#">#3111 Lompoc (CA) (24-7)</a>										
136	<a href="#">Carter [Wilmer Amina] (Rialto, CA)</a> <a href="#">team preview</a> <a href="#">trend</a>	Southern	<a href="#">Citrus Belt</a>	7	5-5	3-2 (3rd)	1-1	15.9	17.3	48-52
WINS: <a href="#">#4602 Colony (Ontario, CA) (29-28)</a> , <a href="#">#5775 Yucaipa (CA) (35-26)</a> , <a href="#">#6162 Redlands (CA) (34-13)</a> , <a href="#">#6905 Redlands East Valley (Redlands, CA) (39-28)</a> , <a href="#">#10291 La Quinta (CA) (32-7)</a> , LOSSES: <a href="#">#433 Cajon (San Bernardino, CA) (42-6)</a> , <a href="#">#958 Serrano (Phelan, CA) (56-34)</a> , <a href="#">#1130 Citrus Valley (Redlands, CA) (41-32)</a> , <a href="#">#3053 Etiwanda (CA) (35-12)</a> , <a href="#">#3151 San Geronio (San Bernardino, CA) (40-36)</a>										
137	<a href="#">Palmdale (CA)</a> <a href="#">team preview</a> <a href="#">trend</a>	Southern	<a href="#">Golden</a>	8	9-1	7-0 (1st)	1-0	15.9	-8.8	31-68
WINS: <a href="#">#4091 Highland (Palmdale, CA) (25-24)</a> , <a href="#">#4362 Oak Hills (Hesperia, CA) (21-9)</a> , <a href="#">#6411 Quartz Hill (CA) (31-21)</a> , <a href="#">#7893 Antelope Valley (Lancaster, CA) (13-0)</a> , <a href="#">#8491 Burroughs (Ridgecrest, CA) (48-27)</a> , <a href="#">#10752 Knight [William J.] (Palmdale, CA) (38-3)</a> , <a href="#">#12560 Littlerock (CA) (41-0)</a> , <a href="#">#12906 Eastside (Lancaster, CA) (35-0)</a> , <a href="#">#13842 Lancaster (CA) (57-0)</a> , LOSSES: <a href="#">#5617 Canyon (Canyon Country, CA) (28-15)</a>										
138	<a href="#">Notre Dame (Riverside, CA)</a> <a href="#">team preview</a> <a href="#">trend</a>	Southern	<a href="#">Sunbelt</a>	8	6-4	2-1 (2nd)	1-0	15.7	11.7	50-50
WINS: <a href="#">#3923 Hillcrest (Riverside, CA) (39-31)</a> , <a href="#">#5729 Paloma Valley (Menifee, CA) (35-0)</a> , <a href="#">#5852 Temescal Canyon (Lake Elsinore, CA) (30-13)</a> , <a href="#">#6092 Valley View (Moreno Valley, CA) (44-28)</a> , <a href="#">#8845 Arlington (Riverside, CA) (42-22)</a> , <a href="#">#9934 Rubidoux (Riverside, CA) (56-12)</a> , LOSSES: <a href="#">#745 San Joaquin Memorial (Fresno, CA) (54-7)</a> , <a href="#">#1919 Aquinas (San Bernardino, CA) (29-0)</a> , <a href="#">#2772 Elsinore (Wildomar, CA) (28-10)</a> , <a href="#">#5720 Xavier Prep (Palm Desert, CA) (13-10)</a>										
139	<a href="#">Highland (Palmdale, CA)</a> <a href="#">team preview</a> <a href="#">trend</a>	Southern	<a href="#">Golden</a>	9	7-3	6-1 (2nd)	1-0	15.3	-5.2	40-58
WINS: <a href="#">#6411 Quartz Hill (CA) (50-0)</a> , <a href="#">#7893 Antelope Valley (Lancaster, CA) (58-0)</a> , <a href="#">#9766 Barstow (CA) (30-3)</a> , <a href="#">#10752 Knight [William J.] (Palmdale, CA) (41-6)</a> , <a href="#">#12560 Littlerock (CA) (70-0)</a> , <a href="#">#12906 Eastside (Lancaster, CA) (63-0)</a> , <a href="#">#13842 Lancaster (CA) (72-0)</a> , LOSSES: <a href="#">#958 Serrano (Phelan, CA) (28-6)</a> , <a href="#">#2190 St. Bonaventure (Ventura, CA) (22-14)</a> , <a href="#">#3984 Palmdale (CA) (25-24)</a>										
140	<a href="#">Esperanza (Anaheim, CA)</a> <a href="#">team preview</a> <a href="#">trend</a>	Southern	<a href="#">North Hills</a>	13	6-4	0-3 (4th)	0-0	14.6	9.5	58-42
WINS: <a href="#">#3596 El Modena (Orange, CA) (31-28)</a> , <a href="#">#6719 Canyon (Anaheim, CA) (34-21)</a> , <a href="#">#6705 Beckman [Arnold O.] (Irvine, CA) (33-18)</a> , <a href="#">#7565 Sonora (La Habra, CA) (28-0)</a> , <a href="#">#9188 Loara (Anaheim, CA) (42-10)</a> , <a href="#">#9242 Magnolia (Anaheim, CA) (54-20)</a> , LOSSES: <a href="#">#592 Foothill (Santa Ana, CA) (42-13)</a> , <a href="#">#2799 Brea Olinda (Brea, CA) (16-10)</a> , <a href="#">#3697 Katella (Anaheim, CA) (34-18)</a> , <a href="#">#6189 El Dorado (Placentia, CA) (15-13)</a>										
141	<a href="#">Palos Verdes Peninsula (Rolling Hills Estates, CA)</a> <a href="#">team preview</a> <a href="#">trend</a>	Southern	<a href="#">Bay</a>	10	3-7	2-3 (4th)	1-0	14.1	22.1	67-33
WINS: <a href="#">#5811 Leuzinger (Lawndale, CA) (20-0)</a> , <a href="#">#6088 El Segundo (CA) (31-13)</a> , <a href="#">#11418 Centennial (Compton, CA) (49-8)</a> , LOSSES: <a href="#">#333 Culver City (CA) (60-21)</a> , <a href="#">#339 Palos Verdes (Palos Verdes Estates, CA) (44-0)</a> , <a href="#">#1220 Muir [John] (Pasadena, CA) (26-8)</a> , <a href="#">#1589 Cypress (CA) (28-9)</a> , <a href="#">#1907 Mira Costa (Manhattan Beach, CA) (35-27)</a> , <a href="#">#2846 Redondo (Redondo Beach, CA) (17-14)</a> , <a href="#">#3586 North (Torrance, CA) (28-21)</a>										
142	<a href="#">Oak Hills (Hesperia, CA)</a> <a href="#">team preview</a> <a href="#">trend</a>	Southern	<a href="#">Mojave River</a>	5	4-6	3-2 (3rd)	1-0	13.9	19.1	65-35
WINS: <a href="#">#7529 Hesperia (CA) (35-10)</a> , <a href="#">#7893 Antelope Valley (Lancaster, CA) (20-0)</a> , <a href="#">#8491 Burroughs (Ridgecrest, CA) (68-10)</a> , <a href="#">#9969 Sultana (Hesperia, CA) (44-6)</a> , LOSSES: <a href="#">#166 Grace Brethren (Simi Valley, CA) (48-0)</a> , <a href="#">#433 Cajon (San Bernardino, CA) (34-0)</a> , <a href="#">#958 Serrano (Phelan, CA) (31-7)</a> , <a href="#">#1751 Apple Valley (CA) (41-21)</a> , <a href="#">#1831 Heritage (Romoland, CA) (35-7)</a> , <a href="#">#3984 Palmdale (CA) (21-9)</a>										



143	<a href="#">Valencia (Placentia, CA)</a> <a href="#">team preview</a> <a href="#">trend</a>	Southern	Empire	7	5-5	3-2 (t 2nd)	0-1	13.8	12.2	58-42
WINS: #5457 Pacifica (Garden Grove, CA) (35-34), #6189 El Dorado (Placentia, CA) (7-0), #7212 Santa Fe (Santa Fe Springs, CA) (34-12), #8639 Kennedy [John F.] (La Palma, CA) (27-0), #11186 Crean Lutheran (Irvine, CA) (35-0), LOSSES: #667 Yorba Linda (CA) (42-0), #1589 Cypress (CA) (24-7), #2799 Brea Olinda (Brea, CA) (27-26), #3381 Tustin (CA) (27-14), #3697 Katella (Anaheim, CA) (24-21)										
144	<a href="#">Burbank (CA)</a> <a href="#">team preview</a> <a href="#">trend</a>	Southern	Pacific	7	4-6	3-3 (t 3rd)	1-0	13.4	14.8	59-40
WINS: #3859 Pasadena (CA) (39-21), #5651 Orange Vista (Perris, CA) (35-21), #6111 Arcadia (CA) (48-7), #12833 Glendale (CA) (27-0), LOSSES: #1098 Crescenta Valley (La Crescenta, CA) (45-14), #1220 Muir [John] (Pasadena, CA) (20-15), #1881 Hart [William S.] (Newhall, CA) (31-13), #2401 Golden Valley (Santa Clarita, CA) (43-28), #3801 Moorpark (CA) (14-7), #5430 Burroughs [John] (Burbank, CA) (29-28)										
145	<a href="#">Alhambra (CA)</a> <a href="#">team preview</a> <a href="#">trend</a>	Southern	Almont	13	10-0	5-0 (1st)	2-0	13.2	-13.8	39-59
WINS: #6785 Rowland (Rowland Heights, CA) (28-3), #6791 Montebello (CA) (55-48), #7579 South Pasadena (CA) (35-21), #8590 Bell Gardens (CA) (23-14), #10431 South El Monte (CA) (26-6), #10537 Schurr (Montebello, CA) (69-27), #11404 Wilson [Woodrow] (Los Angeles, CA) (35-6), #11877 Temple City (CA) (41-0), #12105 San Gabriel (CA) (33-6), #13633 Keppel [Mark] (Alhambra, CA) (59-0), LOSSES: none										
146	<a href="#">Colony (Ontario, CA)</a> <a href="#">team preview</a> <a href="#">trend</a>	Southern	Palomares	5	2-8	1-4 (5th)	1-1	12.7	26.1	67-33
WINS: #3053 Etiwanda (CA) (47-44), #7996 Alta Loma (CA) (40-7), LOSSES: #355 Ayala [Ruben S.] (Chino Hills, CA) (28-0), #439 La Serna (Whittier, CA) (32-19), #567 Glendora (CA) (63-27), #1130 Citrus Valley (Redlands, CA) (42-0), #1875 Bonita (La Verne, CA) (21-8), #3852 Claremont (CA) (38-29), #3983 Carter [Wilmer Amina] (Rialto, CA) (29-28), #4747 Charter Oak (Covina, CA) (14-13)										
147	<a href="#">Fullerton (CA)</a> <a href="#">team preview</a> <a href="#">trend</a>	Southern	Freeway	7	6-4	3-2 (3rd)	0-0	12.6	10.6	40-60
WINS: #5744 Whittier (CA) (35-21), #6719 Canyon (Anaheim, CA) (40-33), #7212 Santa Fe (Santa Fe Springs, CA) (48-7), #7565 Sonora (La Habra, CA) (21-13), #7841 Troy (Fullerton, CA) (28-21), #11586 Buena Park (CA) (20-12), LOSSES: #217 La Habra (CA) (44-20), #2098 Sunny Hills (Fullerton, CA) (56-21), #2799 Brea Olinda (Brea, CA) (28-15), #3596 El Modena (Orange, CA) (39-27)										
148	<a href="#">Ontario Christian (Ontario, CA)</a> <a href="#">team preview</a> <a href="#">trend</a>	Southern	Ambassador	11	8-2	4-1 (2nd)	2-0	12.4	-8.9	51-49
WINS: #5826 Portola (Irvine, CA) (23-21), #5899 Linfield Christian (Temecula, CA) (21-14), #8203 Valley Christian (Cerritos, CA) (54-14), #8290 Ontario (CA) (53-6), #11250 Arrowhead Christian (Redlands, CA) (41-0), #11329 Saddleback Valley Christian (San Juan Capistrano, CA) (42-8), #13680 Western Christian (Upland, CA) (49-0), #13957 Desert Christian (Bermuda Dunes, CA) (77-6), LOSSES: #1919 Aquinas (San Bernardino, CA) (41-7), #5852 Temescal Canyon (Lake Elsinore, CA) (22-14)										
149	<a href="#">Rancho Mirage (CA)</a> <a href="#">team preview</a> <a href="#">trend</a>	Southern	Desert Empire	10	6-4	3-2 (3rd)	0-0	12.3	4.2	49-51
WINS: #5720 Xavier Prep (Palm Desert, CA) (30-14), #7939 Shadow Hills (Indio, CA) (28-7), #8061 Coachella Valley (Thermal, CA) (31-0), #9345 Colton (CA) (30-12), #10291 La Quinta (CA) (42-14), #10959 Twentynine Palms (CA) (38-0), LOSSES: #2663 Roosevelt [Eleanor] (Eastvale, CA) (35-24), #3165 Citrus Hill (Perris, CA) (34-17), #3456 Palm Springs (CA) (17-14), #3974 Palm Desert (CA) (41-28)										
150	<a href="#">Charter Oak (Covina, CA)</a> <a href="#">team preview</a> <a href="#">trend</a>	Southern	Hacienda	4	4-6	2-3 (4th)	0-2	12.1	17.9	48-52
WINS: #4602 Colony (Ontario, CA) (14-13), #7474 San Marino (CA) (42-3), #8796 West Covina (CA) (22-0), #11359 Walnut (CA) (41-7), LOSSES: #567 Glendora (CA) (31-6), #916 Diamond Ranch (Pomona, CA) (38-7), #1073 Chino Hills (CA) (33-0), #1326 Los Altos (Hacienda Heights, CA) (44-7), #2481 Damien (La Verne, CA) (33-14), #3442 South Hills (West Covina, CA) (28-7)										
151	<a href="#">Saugus (CA)</a> <a href="#">team preview</a> <a href="#">trend</a>	Southern	Foothill	5	4-6	1-4 (5th)	0-0	12	15.9	51-48
WINS: #5617 Canyon (Canyon Country, CA) (40-28), #8065 Granada Hills (CA) (36-0), #9891 Thousand Oaks (CA) (50-10), #10452 Agoura (CA) (41-0), LOSSES: #728 Valencia (CA) (37-6), #1192 St. Francis (La Canada, CA) (28-7), #1823 West Ranch (Valencia, CA) (53-20), #1881 Hart [William S.] (Newhall, CA) (35-20), #2401 Golden Valley (Santa Clarita, CA) (31-7), #2846 Redondo (Redondo Beach, CA) (42-21)										
152	<a href="#">Millikan (Long</a>	Southern	Moore	6	3-7	2-4	0-0	11.7	19.7	58-41

	Beach, CA) team preview trend					(5th)				
WINS: #5505 Carson (CA) (29-28), #7663 Jordan (Long Beach, CA) (49-0), #9899 Cabrillo (Long Beach, CA) (35-6), LOSSES: #232 Carlsbad (CA) (52-7), #744 Poly (Long Beach, CA) (38-3), #967 Wilson [Woodrow] (Long Beach, CA) (35- 27), #1919 Aquinas (San Bernardino, CA) (14-9), #2470 La Mirada (CA) (43-36), #5056 Compton (CA) (48-42), #5047 Lakewood (CA) (26-20)										
153	St. Pius X-St. Matthias (Downey, CA) team preview trend	Southern	Santa Fe	14	9-0	3-0 (1st)	5-0	10.8	-18.8	32-56
WINS: #5253 St. Anthony (Long Beach, CA) (27-20), #6735 South (Torrance, CA) (36-35), #8602 St. Bernard (Playa del Rey, CA) (34-19), #10698 Trinity Classical Academy (Valencia, CA) (48-24), #11975 Bishop Montgomery (Torrance, CA) (36-7), #12363 Godinez [Hector G.] (Santa Ana, CA) (40-14), #12661 Cerritos (CA) (48-7), #12979 Verbum Dei (Los Angeles, CA) (46-12), #13903 Bosco Tech [Don] (Rosemead, CA) (56-0), LOSSES: none										
154	Lakewood (CA) team preview trend	Southern	Moore	9	4-6	3-3 (t 3rd)	0-0	10.6	20.6	60-39
WINS: #4828 Millikan (Long Beach, CA) (26-20), #7663 Jordan (Long Beach, CA) (40-19), #9523 Pomona (CA) (33-14), #9899 Cabrillo (Long Beach, CA) (35-0), LOSSES: #51 Corona del Mar (Newport Beach, CA) (56-7), #440 Camarillo (CA) (56-7), #744 Poly (Long Beach, CA) (35-13), #967 Wilson [Woodrow] (Long Beach, CA) (49-14), #3088 Mayfair (Lakewood, CA) (43-6), #5056 Compton (CA) (30-26)										
155	Compton (CA) team preview trend	Southern	Moore	11	6-4	3-3 (t 3rd)	1-1	10.6	1.4	42-56
WINS: #4828 Millikan (Long Beach, CA) (48-42), #5047 Lakewood (CA) (30-26), #5409 Santa Monica (CA) (26-14), #9899 Cabrillo (Long Beach, CA) (43-8), #11418 Centennial (Compton, CA) (40-0), #14188 West Adams (Los Angeles, CA) (71-0), LOSSES: #744 Poly (Long Beach, CA) (55-6), #967 Wilson [Woodrow] (Long Beach, CA) (55-14), #7181 Dominguez (Compton, CA) (49-30), #7663 Jordan (Long Beach, CA) (20-13)										
156	Newbury Park (CA) team preview trend	Southern	Marmonte	5	3-7	0-4 (5th)	0-1	10.5	25.7	50-48
WINS: #3616 Ventura (CA) (35-34), #5618 Venice (Los Angeles, CA) (63-56), #9891 Thousand Oaks (CA) (44-21), LOSSES: #127 Calabasas (CA) (66-7), #486 Oaks Christian (Westlake Village, CA) (56-16), #837 Pacifica (Oxnard, CA) (65-14), #1067 Westlake (Westlake Village, CA) (63-28), #2190 St. Bonaventure (Ventura, CA) (34-7), #2401 Golden Valley (Santa Clarita, CA) (55-27), #3801 Moorpark (CA) (35-28)										
157	Fillmore (CA) team preview trend	Southern	Citrus Coast	13	7-1	2-1 (t 2nd)	2-0	10.4	-16.9	28-46
WINS: #5822 Brentwood (Los Angeles, CA) (39-14), #10297 La Canada (CA) (48-0), #10557 Viewpoint (Calabasas, CA) (42-8), #11247 Hueneme (Oxnard, CA) (38-0), #11877 Temple City (CA) (42-3), #11983 Carpinteria (CA) (47-0), #14076 Desert (Edwards AFB, CA) (55-0), LOSSES: #6069 Nordhoff (Ojai, CA) (35-6)										
158	Rio Mesa (Oxnard, CA) team preview trend	Southern	Pacific View	6	5-5	2-3 (4th)	1-2	10.3	11.5	50-50
WINS: #7660 Royal (Simi Valley, CA) (34-7), #8022 Buena (Ventura, CA) (24-13), #8158 Dos Pueblos (Goleta, CA) (19- 0), #11729 Channel Islands (Oxnard, CA) (52-20), #12585 Cabrillo (Lompoc, CA) (48-6), LOSSES: #370 Oxnard (CA) (38- 7), #440 Camarillo (CA) (42-14), #837 Pacifica (Oxnard, CA) (49-0), #2401 Golden Valley (Santa Clarita, CA) (28-13), #3616 Ventura (CA) (42-7)										
159	Vista del Lago (Moreno Valley, CA) team preview trend	Southern	Mountain Valley	14	8-2	5-1 (2nd)	3-0	10	-8.9	39-61
WINS: #7674 Miller [A. B.] (Fontana, CA) (13-10), #7943 West Valley (Hemet, CA) (24-20), #8393 Tahquitz (Hemet, CA) (31-17), #9934 Rubidoux (Riverside, CA) (40-0), #10916 Canyon Springs (Moreno Valley, CA) (64-18), #11255 Pacific (San Bernardino, CA) (50-15), #12440 Indian Springs (San Bernardino, CA) (45-0), #13869 San Bernardino (CA) (77-0), LOSSES: #3086 Moreno Valley (CA) (26-11), #3522 Hemet (CA) (35-21)										
160	St. Anthony (Long Beach, CA) team preview trend	Southern	Del Rey	9	5-5	3-1 (2nd)	1-1	9.7	11.9	62-37
WINS: #6489 Harvard-Westlake (Studio City, CA) (36-22), #7044 La Salle (Pasadena, CA) (27-21), #7576 St. Genevieve (Panorama City, CA) (20-14), #8203 Valley Christian (Cerritos, CA) (47-6), #10452 Agoura (CA) (35-14), LOSSES: #571 St. Paul (Santa Fe Springs, CA) (49-7), #967 Wilson [Woodrow] (Long Beach, CA) (49-20), #2791 Warren (Downey, CA) (44-27), #3456 Palm Springs (CA) (35-14), #5000 St. Pius X-St. Matthias (Downey, CA) (27-20)										
161	Santa Monica (CA)	Southern	Ocean	13	6-4	3-2	1-0	8.9	4.2	46-54



	<a href="#">team preview</a> <a href="#">trend</a>				(3rd)					
<b>WINS:</b> #6088 El Segundo (CA) (28-20), #8375 West (Torrance, CA) (34-29), #9613 Hawthorne (CA) (36-6), #10223 Bellflower (CA) (24-14), #12363 Godinez [Hector G.] (Santa Ana, CA) (49-0), #12790 Beverly Hills (CA) (52-9), <b>LOSSES:</b> #333 Culver City (CA) (47-7), #764 Lawndale (CA) (35-0), #2579 Newport Harbor (Newport Beach, CA) (31-14), #5056 Compton (CA) (26-14)										
162	<a href="#">Burroughs [John] (Burbank, CA) team preview</a> <a href="#">trend</a>	Southern	Pacific	11	6-4	2-4 (t 5th)	0-2	8.8	3.3	45-54
<b>WINS:</b> #4464 Burbank (CA) (29-28), #6489 Harvard-Westlake (Studio City, CA) (38-21), #8639 Kennedy [John F.] (La Palma, CA) (41-24), #11247 Hueneme (Oxnard, CA) (59-18), #11643 Victor Valley (Victorville, CA) (46-12), #12833 Glendale (CA) (49-6), <b>LOSSES:</b> #1098 Crescenta Valley (La Crescenta, CA) (42-19), #1220 Muir [John] (Pasadena, CA) (35-6), #3859 Pasadena (CA) (41-21), #6111 Arcadia (CA) (36-28)										
163	<a href="#">Pacifica (Garden Grove, CA) team preview</a> <a href="#">trend</a>	Southern	Empire	8	5-5	3-2 (t 2nd)	1-2	8.6	10	51-49
<b>WINS:</b> #3381 Tustin (CA) (21-14), #8418 Woodbridge (Irvine, CA) (42-23), #8537 Norwalk (CA) (38-20), #8639 Kennedy [John F.] (La Palma, CA) (35-20), #11186 Crean Lutheran (Irvine, CA) (55-0), <b>LOSSES:</b> #1589 Cypress (CA) (42-14), #2006 Capistrano Valley (Mission Viejo, CA) (55-19), #3076 Aliso Niguel (Aliso Viejo, CA) (45-28), #3353 Trabuco Hills (Mission Viejo, CA) (44-34), #4371 Valencia (Placentia, CA) (35-34)										
164	<a href="#">Huntington Beach (CA) team preview</a> <a href="#">trend</a>	Southern	Sunset	7	2-8	1-4 (5th)	1-1	8.6	24.9	64-36
<b>WINS:</b> #5601 Fountain Valley (CA) (9-0), #10185 Irvine (CA) (42-14), <b>LOSSES:</b> #51 Corona del Mar (Newport Beach, CA) (49-6), #495 Edison (Huntington Beach, CA) (41-15), #967 Wilson [Woodrow] (Long Beach, CA) (43-7), #1858 Los Alamitos (CA) (28-12), #2579 Newport Harbor (Newport Beach, CA) (34-3), #3052 Green Valley (Henderson, NV) (15-8), #3453 Marina (Huntington Beach, CA) (34-14), #3541 Western (Anaheim, CA) (14-0)										
165	<a href="#">Fountain Valley (CA) team preview</a> <a href="#">trend</a>	Southern	Sunset	7	3-7	0-5 (6th)	0-2	8	17	52-48
<b>WINS:</b> #8418 Woodbridge (Irvine, CA) (40-7), #10452 Agoura (CA) (42-6), #11450 South Gate (CA) (47-0), <b>LOSSES:</b> #51 Corona del Mar (Newport Beach, CA) (42-7), #495 Edison (Huntington Beach, CA) (56-7), #1858 Los Alamitos (CA) (42-7), #2579 Newport Harbor (Newport Beach, CA) (38-24), #2772 Elsinore (Wildomar, CA) (27-13), #3586 North (Torrance, CA) (19-14), #5461 Huntington Beach (CA) (9-0)										
166	<a href="#">Canyon (Canyon Country, CA) team preview</a> <a href="#">trend</a>	Southern	Foothill	7	2-8	0-5 (6th)	0-1	7.9	21.5	67-32
<b>WINS:</b> #3984 Palmdale (CA) (28-15), #7660 Royal (Simi Valley, CA) (35-30), <b>LOSSES:</b> #728 Valencia (CA) (31-7), #1823 West Ranch (Valencia, CA) (36-11), #1881 Hart [William S.] (Newhall, CA) (41-20), #2108 Crespi (Encino, CA) (37-3), #2401 Golden Valley (Santa Clarita, CA) (42-28), #2809 San Fernando (CA) (58-43), #3975 Simi Valley (CA) (27-17), #4769 Saugus (CA) (40-28)										
167	<a href="#">Orange Vista (Perris, CA) team preview</a> <a href="#">trend</a>	Southern	Inland Valley	12	7-3	4-1 (2nd)	2-1	7.7	-8.9	42-58
<b>WINS:</b> #8394 Poly (Riverside, CA) (34-15), #9345 Colton (CA) (46-6), #10506 Rialto (CA) (34-0), #10916 Canyon Springs (Moreno Valley, CA) (54-6), #11723 Lakeside (Lake Elsinore, CA) (40-6), #13183 Azusa (CA) (58-0), #13897 Perris (CA) (52-0), <b>LOSSES:</b> #2630 El Monte (CA) (35-6), #3028 North [John W.] (Riverside, CA) (29-15), #4464 Burbank (CA) (35-21)										
168	<a href="#">Xavier Prep (Palm Desert, CA) team preview</a> <a href="#">trend</a>	Southern	Desert Empire	11	6-4	2-3 (4th)	1-0	7.4	4.1	45-55
<b>WINS:</b> #4024 Notre Dame (Riverside, CA) (13-10), #6302 Seton Catholic (Chandler, AZ) (17-14), #7939 Shadow Hills (Indio, CA) (7-6), #8845 Arlington (Riverside, CA) (28-27), #10291 La Quinta (CA) (20-10), #12979 Verbum Dei (Los Angeles, CA) (59-0), <b>LOSSES:</b> #1919 Aquinas (San Bernardino, CA) (21-16), #3456 Palm Springs (CA) (31-0), #3974 Palm Desert (CA) (34-20), #4715 Rancho Mirage (CA) (30-14)										
169	<a href="#">Paloma Valley (Menifee, CA) team preview</a> <a href="#">trend</a>	Southern	Ivy	4	4-6	1-2 (3rd)	0-0	7.4	15.5	54-46
<b>WINS:</b> #6092 Valley View (Moreno Valley, CA) (24-21), #8845 Arlington (Riverside, CA) (36-27), #9383 King [Dr. Martin Luther] (Riverside, CA) (43-28), #10752 Knight [William J.] (Palmdale, CA) (35-12), <b>LOSSES:</b> #385 Rancho Verde (Moreno Valley, CA) (56-7), #652 Murrieta Valley (Murrieta, CA) (59-14), #1831 Heritage (Romoland, CA) (37-29), #2123 Norte Vista (Riverside, CA) (28-14), #3028 North [John W.] (Riverside, CA) (21-7), #4024 Notre Dame (Riverside, CA) (35-0)										

170	<a href="#">Silverado (Victorville, CA)</a> team preview trend	Southern	Desert Sky	6	4-6	3-1 (2nd)	0-2	7.4	11.6	53-46
WINS: #5775 Yucaipa (CA) (42-7), #9167 Granite Hills (Apple Valley, CA) (49-27), #9766 Barstow (CA) (45-20), #11643 Victor Valley (Victorville, CA) (47-0), LOSSES: #728 Valencia (CA) (69-19), #958 Serrano (Phelan, CA) (48-17), #1130 Citrus Valley (Redlands, CA) (49-7), #1751 Apple Valley (CA) (49-7), #3725 Adelanto (CA) (42-28), #9880 Corona (CA) (27-20)										

171	<a href="#">Whittier (CA)</a> team preview trend	Southern	Del Rio	11	1-9	0-4 (5th)	1-2	7.3	11.1	60-40
WINS: #10537 Schurr (Montebello, CA) (55-28), LOSSES: #439 La Serna (Whittier, CA) (42-6), #484 Tesoro (Rancho Santa Margarita, CA) (48-6), #2636 El Rancho (Pico Rivera, CA) (65-46), #3639 San Dimas (CA) (forfeit), #4623 Fullerton (CA) (35-21), #6111 Arcadia (CA) (35-28), #7170 California (Whittier, CA) (forfeit), #7212 Santa Fe (Santa Fe Springs, CA) (2-0), #12131 Westminster (CA) (forfeit)										

172	<a href="#">Ramona (Riverside, CA)</a> team preview trend	Southern	River Valley	13	8-2	3-2 (3rd)	2-0	7.1	-6	38-62
WINS: #8096 Fontana (CA) (31-27), #8394 Poly (Riverside, CA) (28-18), #8845 Arlington (Riverside, CA) (35-20), #9355 Patriot (Riverside, CA) (33-7), #10778 Jurupa Valley (CA) (48-0), #10916 Canyon Springs (Moreno Valley, CA) (44-7), #11723 Lakeside (Lake Elsinore, CA) (42-8), #12498 La Sierra (Riverside, CA) (34-0), LOSSES: #2123 Norte Vista (Riverside, CA) (43-7), #3923 Hillcrest (Riverside, CA) (42-13)										

173	<a href="#">Yucaipa (CA)</a> team preview trend	Southern	Citrus Belt	4	3-7	2-3 (4th)	0-1	7.1	20.3	56-44
WINS: #6162 Redlands (CA) (22-19), #6777 Grand Terrace (CA) (34-20), #6905 Redlands East Valley (Redlands, CA) (52-35), LOSSES: #433 Cajon (San Bernardino, CA) (41-0), #958 Serrano (Phelan, CA) (49-10), #1130 Citrus Valley (Redlands, CA) (56-7), #1484 Chaparral (Temecula, CA) (52-19), #3151 San Geronio (San Bernardino, CA) (38-28), #3983 Carter [Wilmer Amina] (Rialto, CA) (35-26), #5730 Silverado (Victorville, CA) (42-7)										

174	<a href="#">Leuzinger (Lawndale, CA)</a> team preview trend	Southern	Bay	12	4-6	1-4 (5th)	2-0	7	12.1	51-48
WINS: #7212 Santa Fe (Santa Fe Springs, CA) (14-0), #9613 Hawthorne (CA) (38-6), #11418 Centennial (Compton, CA) (24-0), #11932 Torrance (CA) (48-0), LOSSES: #339 Palos Verdes (Palos Verdes Estates, CA) (42-0), #764 Lawndale (CA) (35-8), #1907 Mira Costa (Manhattan Beach, CA) (42-14), #2809 San Fernando (CA) (22-14), #2846 Redondo (Redondo Beach, CA) (24-6), #4312 Palos Verdes Peninsula (Rolling Hills Estates, CA) (20-0)										

175	<a href="#">Brentwood (Los Angeles, CA)</a> team preview trend	Southern	Gold Coast	11	7-3	2-0 (1st)	2-0	6.9	-4.3	54-42
WINS: #7181 Dominguez (Compton, CA) (48-7), #8602 St. Bernard (Playa del Rey, CA) (41-21), #8685 Rancho Christian (Temecula, CA) (38-26), #10557 Viewpoint (Calabasas, CA) (40-20), #10842 Campbell Hall (North Hollywood, CA) (37-25), #11247 Hueneme (Oxnard, CA) (48-20), #13125 Angelou [Maya] (Los Angeles, CA) (54-6), LOSSES: #2871 Oak Park (CA) (40-30), #3826 Palisades (Pacific Palisades, CA) (21-13), #5086 Fillmore (CA) (39-14)										

176	<a href="#">Portola (Irvine, CA)</a> team preview trend	Southern	Pacific Coast	14	9-1	5-0 (1st)	4-0	6.9	-13.3	42-57
WINS: #6697 Northwood (Irvine, CA) (13-10), #6705 Beckman [Arnold O.] (Irvine, CA) (27-10), #8203 Valley Christian (Cerritos, CA) (34-17), #8418 Woodbridge (Irvine, CA) (35-28), #10185 Irvine (CA) (44-31), #12544 University (Irvine, CA) (46-14), #12661 Cerritos (CA) (46-24), #13219 Riverside Prep (Oro Grande, CA) (44-0), #13367 Santa Rosa Academy (Menifee, CA) (35-8), LOSSES: #4683 Ontario Christian (Ontario, CA) (23-21)										

177	<a href="#">Temescal Canyon (Lake Elsinore, CA)</a> team preview trend	Southern	Sunbelt	8	3-7	1-2 (3rd)	0-1	6.8	17.1	63-37
WINS: #4683 Ontario Christian (Ontario, CA) (22-14), #8845 Arlington (Riverside, CA) (29-27), #9383 King [Dr. Martin Luther] (Riverside, CA) (6-0), LOSSES: #385 Rancho Verde (Moreno Valley, CA) (54-0), #1831 Heritage (Romoland, CA) (38-12), #2772 Elsinore (Wildomar, CA) (28-7), #2795 Jurupa Hills (Fontana, CA) (47-34), #3028 North [John W.] (Riverside, CA) (22-16), #3923 Hillcrest (Riverside, CA) (17-14), #4024 Notre Dame (Riverside, CA) (30-13)										

178	<a href="#">Rim of the World (Lake Arrowhead, CA)</a> team preview trend	Southern	San Andreas	13	7-3	2-3 (4th)	1-0	6.8	-10.4	48-51
WINS: #6516 Bishop (CA) (20-17), #9435 Arroyo Valley (San Bernardino, CA) (61-6), #10506 Rialto (CA) (45-0), #11250 Arrowhead Christian (Redlands, CA) (47-0), #11599 Boron (CA) (39-0), #13897 Perris (CA) (50-0), #14141 Excelsior (Victorville, CA) (61-0), LOSSES: #2795 Jurupa Hills (Fontana, CA) (34-7), #3151 San Geronio (San Bernardino, CA) (21-13), #3444 Eisenhower (Rialto, CA) (62-7)										



179	<a href="#">Linfield Christian (Temecula, CA)</a> team preview trend	Southern	Ambassador	11	7-3	3-2 (3rd)	0-1	6.6	-13.1	47-52
WINS: #9167 Granite Hills (Apple Valley, CA) (34-7), #11250 Arrowhead Christian (Redlands, CA) (75-0), #11723 Lakeside (Lake Elsinore, CA) (70-6), #12072 Cornerstone Christian (Wildomar, CA) (68-0), #12440 Indian Springs (San Bernardino, CA) (56-0), #13680 Western Christian (Upland, CA) (82-0), #13957 Desert Christian (Bermuda Dunes, CA) (85-0), LOSSES: #1919 Aquinas (San Bernardino, CA) (20-3), #3076 Aliso Niguel (Aliso Viejo, CA) (30-23), #4683 Ontario Christian (Ontario, CA) (21-14)										
180	<a href="#">Nordhoff (Ojai, CA)</a> team preview trend	Southern	Citrus Coast	12	6-3	4-0 (1st)	3-1	5.8	-0.8	46-40
WINS: #5086 Fillmore (CA) (35-6), #8126 Santa Paula (CA) (36-19), #9274 San Marcos (Santa Barbara, CA) (34-22), #11247 Hueneme (Oxnard, CA) (58-15), #11983 Carpinteria (CA) (45-7), #12906 Eastside (Lancaster, CA) (56-0), LOSSES: #1823 West Ranch (Valencia, CA) (55-14), #2871 Oak Park (CA) (42-18), #3975 Simi Valley (CA) (59-14)										
181	<a href="#">El Segundo (CA)</a> team preview trend	Southern	Ocean	10	4-6	2-3 (4th)	0-1	5.7	9.4	56-44
WINS: #6735 South (Torrance, CA) (23-3), #9613 Hawthorne (CA) (44-6), #11932 Torrance (CA) (38-0), #12790 Beverly Hills (CA) (41-8), LOSSES: #333 Culver City (CA) (42-9), #764 Lawndale (CA) (44-0), #1907 Mira Costa (Manhattan Beach, CA) (52-7), #3586 North (Torrance, CA) (28-13), #4312 Palos Verdes Peninsula (Rolling Hills Estates, CA) (31-13), #5409 Santa Monica (CA) (28-20)										
182	<a href="#">Valley View (Moreno Valley, CA)</a> team preview trend	Southern	Ivy	6	2-8	0-3 (4th)	0-1	5.7	23.1	64-36
WINS: #8610 Yucca Valley (CA) (27-0), #8845 Arlington (Riverside, CA) (27-22), LOSSES: #385 Rancho Verde (Moreno Valley, CA) (28-14), #793 Temecula Valley (Temecula, CA) (41-6), #916 Diamond Ranch (Pomona, CA) (41-7), #1130 Citrus Valley (Redlands, CA) (35-0), #1435 Grossmont (El Cajon, CA) (38-0), #1831 Heritage (Romoland, CA) (39-10), #4024 Notre Dame (Riverside, CA) (44-28), #5729 Paloma Valley (Menifee, CA) (24-21)										
183	<a href="#">Arcadia (CA)</a> team preview trend	Southern	Pacific	7	4-6	2-4 (t 5th)	0-1	5.6	15	55-44
WINS: #5430 Burroughs [John] (Burbank, CA) (36-28), #5744 Whittier (CA) (35-28), #11418 Centennial (Compton, CA) (41-9), #12833 Glendale (CA) (46-7), LOSSES: #439 La Serna (Whittier, CA) (56-6), #728 Valencia (CA) (60-7), #1098 Crescenta Valley (La Crescenta, CA) (39-0), #1220 Muir [John] (Pasadena, CA) (40-14), #3859 Pasadena (CA) (44-10), #4464 Burbank (CA) (48-7)										
184	<a href="#">Redlands (CA)</a> team preview trend	Southern	Citrus Belt	7	2-8	1-4 (5th)	0-1	5.4	21.7	57-43
WINS: #3151 San Geronio (San Bernardino, CA) (21-18), #6905 Redlands East Valley (Redlands, CA) (20-17), LOSSES: #433 Cajon (San Bernardino, CA) (57-17), #1130 Citrus Valley (Redlands, CA) (37-0), #1484 Chaparral (Temecula, CA) (30-0), #2776 Los Osos (Rancho Cucamonga, CA) (28-21), #3456 Palm Springs (CA) (34-14), #3522 Hemet (CA) (17-7), #3983 Carter [Wilmer Amina] (Rialto, CA) (34-13), #5775 Yucaipa (CA) (22-19)										
185	<a href="#">El Dorado (Placentia, CA)</a> team preview trend	Southern	North Hills	9	3-7	1-2 (3rd)	1-2	5.3	16.7	59-41
WINS: #4220 Esperanza (Anaheim, CA) (15-13), #7841 Troy (Fullerton, CA) (21-20), #10581 Artesia (Lakewood, CA) (8-0), LOSSES: #592 Foothill (Santa Ana, CA) (20-3), #667 Yorba Linda (CA) (45-7), #1542 Villa Park (CA) (39-0), #2799 Brea Olinda (Brea, CA) (19-0), #3596 El Modena (Orange, CA) (34-17), #4371 Valencia (Placentia, CA) (7-0), #7180 California (Whittier, CA) (22-16)										
186	<a href="#">Laguna Hills (CA)</a> team preview trend	Southern	Sea View	11	5-5	1-3 (4th)	0-1	5.1	5.6	51-49
WINS: #6858 Dana Hills (Dana Point, CA) (28-27), #9081 Garden Grove (CA) (35-0), #10223 Bellflower (CA) (56-35), #11329 Saddleback Valley Christian (San Juan Capistrano, CA) (47-27), #12544 University (Irvine, CA) (42-8), LOSSES: #611 San Juan Hills (San Juan Capistrano, CA) (42-6), #3062 Segerstrom (Santa Ana, CA) (34-7), #3076 Aliso Niguel (Aliso Viejo, CA) (38-14), #3353 Trabuco Hills (Mission Viejo, CA) (35-13), #3453 Marina (Huntington Beach, CA) (33-20)										
187	<a href="#">Quartz Hill (CA)</a> team preview trend	Southern	Golden	7	5-5	5-2 (3rd)	0-0	4.3	2.3	52-47
WINS: #7893 Antelope Valley (Lancaster, CA) (26-6), #10752 Knight [William J.] (Palmdale, CA) (27-0), #12560 Littlerock (CA) (48-0), #12906 Eastside (Lancaster, CA) (63-0), #13842 Lancaster (CA) (57-0), LOSSES: #370 Oxnard (CA) (49-6), #385 Rancho Verde (Moreno Valley, CA) (49-0), #2401 Golden Valley (Santa Clarita, CA) (33-21), #3984 Palmdale (CA) (31-21), #4091 Highland (Palmdale, CA) (50-0)										
188	<a href="#">Harvard-Westlake</a>	Southern	Del Rey	6	4-6	2-2	0-1	4	12.4	56-43

	(Studio City, CA) team preview trend				(3rd)					
WINS: #5618 Venice (Los Angeles, CA) (35-28), #7044 La Salle (Pasadena, CA) (30-27), #7576 St. Genevieve (Panorama City, CA) (27-21), #12125 Salesian (Los Angeles, CA) (45-14), LOSSES: #571 St. Paul (Santa Fe Springs, CA) (49-7), #1192 St. Francis (La Canada, CA) (56-7), #2108 Crespi (Encino, CA) (54-0), #3569 Birmingham (Van Nuys, CA) (34-0), #5253 St. Anthony (Long Beach, CA) (36-22), #5430 Burroughs [John] (Burbank, CA) (38-21)										
189	Northwood (Irvine, CA) team preview trend	Southern	Pacific Coast	12	8-2	4-1 (2nd)	2-1	3	-12.7	34-66
WINS: #6705 Beckman [Arnold O.] (Irvine, CA) (21-7), #7841 Troy (Fullerton, CA) (7-0), #8418 Woodbridge (Irvine, CA) (21-14), #10185 Irvine (CA) (27-15), #11329 Saddleback Valley Christian (San Juan Capistrano, CA) (54-0), #12544 University (Irvine, CA) (39-14), #12661 Cerritos (CA) (40-15), #13708 Bolsa Grande (Garden Grove, CA) (40-0), LOSSES: #5826 Portola (Irvine, CA) (13-10), #6858 Dana Hills (Dana Point, CA) (35-28)										
190	Beckman [Arnold O.] (Irvine, CA) team preview trend	Southern	Pacific Coast	14	6-4	3-2 (3rd)	0-1	2.9	-0.5	48-51
WINS: #7841 Troy (Fullerton, CA) (27-18), #8418 Woodbridge (Irvine, CA) (21-13), #8505 Ocean View (Huntington Beach, CA) (28-21), #10185 Irvine (CA) (35-12), #11465 Eldorado (Las Vegas, NV) (36-6), #12544 University (Irvine, CA) (27-13), LOSSES: #592 Foothill (Santa Ana, CA) (42-14), #4220 Esperanza (Anaheim, CA) (33-18), #5826 Portola (Irvine, CA) (27-10), #6697 Northwood (Irvine, CA) (21-7)										
191	Canyon (Anaheim, CA) team preview trend	Southern	Crestview	8	2-8	0-3 (4th)	0-0	2.9	21.6	64-36
WINS: #2709 Spanish Springs (Sparks, NV) (41-40), #10185 Irvine (CA) (37-28), LOSSES: #592 Foothill (Santa Ana, CA) (49-9), #667 Yorba Linda (CA) (51-29), #1542 Villa Park (CA) (63-6), #2523 Orange (CA) (66-6), #2799 Brea Olinda (Brea, CA) (36-14), #3596 El Modena (Orange, CA) (42-18), #4220 Esperanza (Anaheim, CA) (34-21), #4623 Fullerton (CA) (40-33)										
192	South (Torrance, CA) team preview trend	Southern	Pioneer	14	6-4	3-2 (3rd)	1-1	2.8	-3.3	54-45
WINS: #8084 Valley (Santa Ana, CA) (14-0), #8375 West (Torrance, CA) (43-14), #8703 Mary Star of the Sea (San Pedro, CA) (24-19), #11932 Torrance (CA) (64-0), #11975 Bishop Montgomery (Torrance, CA) (40-6), #13270 Morningside (Inglewood, CA) (49-6), LOSSES: #2174 Inglewood (CA) (56-28), #3586 North (Torrance, CA) (42-16), #5000 St. Plus X-St. Matthias (Downey, CA) (36-35), #6088 El Segundo (CA) (23-3)										
193	Grand Terrace (CA) team preview trend	Southern	Sunkist	8	3-7	3-2 (3rd)	0-0	2.7	12.4	58-42
WINS: #8096 Fontana (CA) (35-24), #9345 Colton (CA) (37-14), #10270 Bloomington (CA) (41-21), LOSSES: #1130 Citrus Valley (Redlands, CA) (48-7), #1379 Kaiser [Henry J.] (Fontana, CA) (35-7), #3028 North [John W.] (Riverside, CA) (17-14), #3504 Summit (Fontana, CA) (62-21), #3806 Santiago (Corona, CA) (26-14), #3923 Hillcrest (Riverside, CA) (28-14), #5775 Yucaipa (CA) (34-20)										
194	Rowland (Rowland Heights, CA) team preview trend	Southern	Valle Vista	12	7-3	3-2 (3rd)	1-0	2.6	-4.6	53-47
WINS: #7011 Covina (CA) (41-20), #7401 Diamond Bar (CA) (22-14), #9616 Baldwin Park (CA) (40-30), #10118 Ganesha (Pomona, CA) (35-14), #11359 Walnut (CA) (28-7), #11540 Wilson [Glen A.] (Hacienda Heights, CA) (33-0), #13531 Nogales (La Puente, CA) (52-27), LOSSES: #2716 Northview (Covina, CA) (52-14), #3646 San Dimas (CA) (49-17), #4513 Alhambra (CA) (28-3)										
195	Montebello (CA) team preview trend	Southern	Almont	10	4-6	4-1 (2nd)	0-1	2.6	6.6	67-33
WINS: #8590 Bell Gardens (CA) (22-15), #10537 Schurr (Montebello, CA) (56-20), #12105 San Gabriel (CA) (35-0), #13633 Keppel [Mark] (Alhambra, CA) (47-0), LOSSES: #439 La Serna (Whittier, CA) (49-14), #1098 Crescenta Valley (La Crescenta, CA) (56-21), #2636 El Rancho (Pico Rivera, CA) (56-15), #3646 San Dimas (CA) (33-24), #3675 Garfield [James A.] (Los Angeles, CA) (27-6), #4513 Alhambra (CA) (55-48)										
196	Santa Ana (CA) team preview trend	Southern	Orange Coast	8	6-4	4-1 (2nd)	1-1	2.6	-3.9	49-51
WINS: #8297 Calvary Chapel (Santa Ana, CA) (35-6), #9081 Garden Grove (CA) (24-15), #11519 Estancia (Costa Mesa, CA) (36-6), #11586 Buena Park (CA) (33-26), #11734 Costa Mesa (CA) (40-9), #13381 Saddleback (Santa Ana, CA) (42-0), LOSSES: #1589 Cypress (CA) (48-7), #2523 Orange (CA) (57-13), #3076 Aliso Niguel (Aliso Viejo, CA) (48-35), #8418 Woodbridge (Irvine, CA) (16-9)										
197	Dana Hills (Dana	Southern	Sea View	12	6-4	0-4	3-0	2.3	0.7	50-50



	Point, CA) team preview trend					(5th)				
WINS: #6697 Northwood (Irvine, CA) (35-28), #7480 Laguna Beach (CA) (10-7), #8505 Ocean View (Huntington Beach, CA) (20-7), #10185 Irvine (CA) (30-15), #12407 Los Amigos (Fountain Valley, CA) (27-7), #13381 Saddleback (Santa Ana, CA) (50-7), LOSSES: #611 San Juan Hills (San Juan Capistrano, CA) (57-14), #3076 Aliso Niguel (Aliso Viejo, CA) (37-10), #3353 Trabuco Hills (Mission Viejo, CA) (42-14), #6227 Laguna Hills (CA) (28-27)										
198	Redlands East Valley (Redlands, CA) team preview trend	Southern	Citrus Belt	3	0-10	0-5 (6th)	0-3	2.1	32.4	61-39
WINS: none, LOSSES: #217 La Habra (CA) (56-7), #231 Norco (CA) (56-20), #350 Mission Hills (San Marcos, CA) (52-7), #433 Cajon (San Bernardino, CA) (49-2), #814 Santa Margarita (Rancho Santa Margarita, CA) (33-14), #1130 Citrus Valley (Redlands, CA) (35-0), #1831 Heritage (Romoland, CA) (33-10), #3983 Carter [Wilmer Amina] (Rialto, CA) (39-28), #5775 Yucaipa (CA) (52-35), #6162 Redlands (CA) (20-17)										
199	Covina (CA) team preview trend	Southern	Valle Vista	10	4-6	2-3 (4th)	0-0	1.8	7.8	60-40
WINS: #8796 West Covina (CA) (24-6), #9616 Baldwin Park (CA) (21-20), #10431 South El Monte (CA) (35-6), #11540 Wilson [Glen A.] (Hacienda Heights, CA) (47-44), LOSSES: #1326 Los Altos (Hacienda Heights, CA) (49-6), #1875 Bonita (La Verne, CA) (50-0), #2688 Monrovia (CA) (42-25), #2716 Northview (Covina, CA) (21-14), #3646 San Dimas (CA) (58-55), #6785 Rowland (Rowland Heights, CA) (41-20)										
200	La Salle (Pasadena, CA) team preview trend	Southern	Del Rey	9	6-4	1-3 (4th)	1-1	1.7	-5.6	43-56
WINS: #7576 St. Genevieve (Panorama City, CA) (41-21), #8126 Santa Paula (CA) (38-35), #10306 Cantwell-Sacred Heart (Montebello, CA) (55-15), #11643 Victor Valley (Victorville, CA) (50-32), #12125 Salesian (Los Angeles, CA) (46-6), #13850 Mountain View (El Monte, CA) (48-6), LOSSES: #571 St. Paul (Santa Fe Springs, CA) (35-0), #5253 St. Anthony (Long Beach, CA) (27-21), #6489 Harvard-Westlake (Studio City, CA) (30-27), #8203 Valley Christian (Cerritos, CA) (15-14)										
201	California (Whittier, CA) team preview trend	Southern	Del Rio	11	6-4	2-2 (3rd)	2-1	1	3	40-60
WINS: #5736 Whittier (CA) (forfeit), #6189 El Dorado (Placentia, CA) (22-16), #7212 Santa Fe (Santa Fe Springs, CA) (10-6), #8450 El Toro (Lake Forest, CA) (21-0), #10537 Schurr (Montebello, CA) (35-0), #12254 South East (South Gate, CA) (35-0), LOSSES: #439 La Serna (Whittier, CA) (45-7), #2636 El Rancho (Pico Rivera, CA) (51-15), #7960 Don Lugo [Antonio] (Chino, CA) (21-8), #8537 Norwalk (CA) (21-15)										
202	Dominguez (Compton, CA) team preview trend	Southern	San Gabriel Valley	11	5-5	2-3 (4th)	2-1	1	2.9	45-53
WINS: #5056 Compton (CA) (49-30), #9328 Gahr [Richard] (Cerritos, CA) (28-0), #11418 Centennial (Compton, CA) (56-8), #12211 Lynwood (CA) (35-21), #13270 Morningside (Inglewood, CA) (57-6), LOSSES: #584 Paramount (CA) (50-0), #2791 Warren (Downey, CA) (19-6), #3492 Downey (CA) (51-8), #3533 Banning [Phineas] (Wilmington, CA) (42-13), #5822 Brentwood (Los Angeles, CA) (48-7)										
203	Santa Fe (Santa Fe Springs, CA) team preview trend	Southern	Del Rio	9	3-7	1-3 (4th)	0-0	0.9	14.7	60-40
WINS: #5744 Whittier (CA) (2-0), #7041 West Hills (Santee, CA) (7-6), #7474 San Marino (CA) (24-7), LOSSES: #439 La Serna (Whittier, CA) (42-0), #1098 Crescenta Valley (La Crescenta, CA) (37-0), #2636 El Rancho (Pico Rivera, CA) (37-10), #4371 Valencia (Placentia, CA) (34-12), #4623 Fullerton (CA) (48-7), #5811 Leuzinger (Lawndale, CA) (14-0), #7180 California (Whittier, CA) (10-6)										
204	Diamond Bar (CA) team preview trend	Southern	Mt. Baldy	13	5-5	3-2 (t 2nd)	1-0	0.1	-1.2	49-51
WINS: #8290 Ontario (CA) (34-6), #10110 Chino (CA) (53-13), #11359 Walnut (CA) (34-14), #11586 Buena Park (CA) (53-19), #11714 Montclair (CA) (49-13), LOSSES: #1875 Bonita (La Verne, CA) (52-0), #3416 Chaffey (Ontario, CA) (60-27), #3852 Claremont (CA) (49-14), #6785 Rowland (Rowland Heights, CA) (22-14), #7960 Don Lugo [Antonio] (Chino, CA) (16-13)										
205	Poly (Pasadena, CA) team preview trend	Southern	Prep	12	5-4	0-2 (3rd)	1-1	0	-10.8	44-44
WINS: #8685 Rancho Christian (Temecula, CA) (24-21), #10431 South El Monte (CA) (28-6), #10842 Campbell Hall (North Hollywood, CA) (42-13), #11329 Saddleback Valley Christian (San Juan Capistrano, CA) (42-6), #12367 Cathedral City (CA) (42-7), LOSSES: #3320 Rio Hondo Prep (Arcadia, CA) (28-21), #7586 California City (CA) (7-0), #7579 South Pasadena (CA) (34-20), #13145 Vasquez (Acton, CA) (forfeit)										

206	<b>San Marino (CA)</b> team preview trend	Southern	Rio Hondo	10	4-6	3-1 (2nd)	0-0	0	6.5	59-39
WINS: #7579 South Pasadena (CA) (10-7), #8590 Bell Gardens (CA) (12-0), #10297 La Canada (CA) (42-7), #11877 Temple City (CA) (35-0), LOSSES: #2579 Newport Harbor (Newport Beach, CA) (48-7), #2630 El Monte (CA) (20-7), #2688 Monrovia (CA) (35-0), #2716 Northview (Covina, CA) (42-7), #4747 Charter Oak (Covina, CA) (42-3), #7212 Santa Fe (Santa Fe Springs, CA) (24-7)										
207	<b>Laguna Beach (CA)</b> team preview trend	Southern	Pac 4	12	5-5	1-2 (3rd)	1-3	0	-4	52-45
WINS: #9713 Green Street Academy (Baltimore, MD) (43-14), #10223 Bellflower (CA) (42-21), #11519 Estancia (Costa Mesa, CA) (49-3), #12000 Big Bear (Big Bear City, CA) (49-14), #12363 Godinez [Hector G.] (Santa Ana, CA) (42-6), LOSSES: #3320 Rio Hondo Prep (Arcadia, CA) (52-14), #3453 Marina (Huntington Beach, CA) (28-14), #3541 Western (Anaheim, CA) (56-49), #6858 Dana Hills (Dana Point, CA) (10-7), #8505 Ocean View (Huntington Beach, CA) (27-20)										
208	<b>Sierra Vista (Baldwin Park, CA)</b> team preview trend	Southern	Montview	14	5-5	4-1 (1st)	4-3	0	-28	42-58
WINS: #11063 Gabriellino (San Gabriel, CA) (14-13), #12533 Duarte (CA) (40-29), #13154 Gladstone (Covina, CA) (56-0), #13247 Workman (City of Industry, CA) (88-31), #13531 Nogales (La Puente, CA) (54-15), LOSSES: #9610 Baldwin Park (CA) (forfeit), #10127 Ganesha (Pomona, CA) (forfeit), #12485 Bassett (La Puente, CA) (forfeit), #13182 Azusa (CA) (forfeit), #13390 Garey (Pomona, CA) (forfeit)										
209	<b>Hesperia (CA)</b> team preview trend	Southern	Mojave River	11	5-5	2-3 (4th)	0-0	-0.1	1.9	44-56
WINS: #7996 Alta Loma (CA) (21-7), #8491 Burroughs (Ridgecrest, CA) (27-14), #9969 Sultana (Hesperia, CA) (36-14), #11643 Victor Valley (Victorville, CA) (21-7), #12384 Rosamond (CA) (31-8), LOSSES: #958 Serrano (Phelan, CA) (56-7), #1751 Apple Valley (CA) (42-0), #3725 Adelanto (CA) (28-15), #4362 Oak Hills (Hesperia, CA) (35-10), #10110 Chino (CA) (21-14)										
210	<b>Sonora (La Habra, CA)</b> team preview trend	Southern	Freeway	10	3-7	1-4 (5th)	1-0	-0.3	10.1	55-45
WINS: #9523 Pomona (CA) (23-0), #11586 Buena Park (CA) (46-8), #12211 Lynwood (CA) (27-6), LOSSES: #217 La Habra (CA) (42-6), #1589 Cypress (CA) (21-0), #2098 Sunny Hills (Fullerton, CA) (45-7), #2799 Brea Olinda (Brea, CA) (21-6), #4220 Esperanza (Anaheim, CA) (28-0), #4623 Fullerton (CA) (21-13), #7841 Troy (Fullerton, CA) (20-12)										
211	<b>St. Genevieve (Panorama City, CA)</b> team preview trend	Southern	Del Rey	11	4-6	0-4 (5th)	1-1	-0.3	3.2	50-47
WINS: #9372 Arleta (CA) (51-0), #10452 Agoura (CA) (27-14), #11983 Carpinteria (CA) (42-7), #12125 Salesian (Los Angeles, CA) (41-0), LOSSES: #571 St. Paul (Santa Fe Springs, CA) (38-3), #1823 West Ranch (Valencia, CA) (50-7), #3859 Pasadena (CA) (28-7), #5253 St. Anthony (Long Beach, CA) (20-14), #6489 Harvard-Westlake (Studio City, CA) (27-21), #7044 La Salle (Pasadena, CA) (41-21)										
212	<b>South Pasadena (CA)</b> team preview trend	Southern	Rio Hondo	13	7-3	2-2 (3rd)	3-1	-0.4	-12.1	42-54
WINS: #7465 Poly (Pasadena, CA) (34-20), #10297 La Canada (CA) (40-10), #10557 Viewpoint (Calabasas, CA) (21-17), #11877 Temple City (CA) (21-14), #12462 Bassett (La Puente, CA) (41-0), #12906 Eastside (Lancaster, CA) (13-6), #13850 Mountain View (El Monte, CA) (53-13), LOSSES: #2688 Monrovia (CA) (49-7), #4513 Alhambra (CA) (35-21), #7474 San Marino (CA) (10-7)										
213	<b>Royal (Simi Valley, CA)</b> team preview trend	Southern	Canyon	8	3-7	1-2 (3rd)	1-0	-0.6	12	50-50
WINS: #8136 Atascadero (CA) (27-13), #9891 Thousand Oaks (CA) (14-10), #10452 Agoura (CA) (35-14), LOSSES: #440 Camarillo (CA) (56-0), #1823 West Ranch (Valencia, CA) (44-21), #2871 Oak Park (CA) (21-0), #3616 Ventura (CA) (51-14), #3975 Simi Valley (CA) (21-0), #5107 Rio Mesa (Oxnard, CA) (34-7), #5617 Canyon (Canyon Country, CA) (35-30)										
214	<b>Jordan (Long Beach, CA)</b> team preview trend	Southern	Moore	12	4-5	1-5 (t 6th)	2-0	-0.7	3	39-50
WINS: #5056 Compton (CA) (20-13), #8537 Norwalk (CA) (20-13), #8639 Kennedy [John F.] (La Palma, CA) (26-7), #14164 Rancho Dominguez (Long Beach, CA) (61-0), LOSSES: #744 Poly (Long Beach, CA) (52-7), #967 Wilson [Woodrow] (Long Beach, CA) (46-12), #4828 Millikan (Long Beach, CA) (49-0), #5047 Lakewood (CA) (40-19), #9899 Cabrillo (Long Beach, CA) (20-14)										
215	<b>Miller [A. B.]</b>	Southern	Mountain	14	6-4	4-2	4-1	-0.7	-8.8	45-55



	(Fontana, CA) team preview trend	Valley			(3rd)					
WINS: #9934 Rubidoux (Riverside, CA) (27-26), #10270 Bloomington (CA) (27-19), #10778 Jurupa Valley (CA) (47-14), #11255 Pacific (San Bernardino, CA) (49-12), #12440 Indian Springs (San Bernardino, CA) (35-6), #13869 San Bernardino (CA) (40-0), LOSSES: #3086 Moreno Valley (CA) (41-0), #3504 Summit (Fontana, CA) (35-12), #5182 Vista del Lago (Moreno Valley, CA) (13-10), #8096 Fontana (CA) (21-12)										
216	Troy (Fullerton, CA) team preview trend	Southern	Freeway	9	3-7	2-3 (4th)	0-1	-1.4	6.8	54-46
WINS: #7565 Sonora (La Habra, CA) (20-12), #11586 Buena Park (CA) (41-8), #12990 Savanna (Anaheim, CA) (68-0), LOSSES: #217 La Habra (CA) (50-3), #2098 Sunny Hills (Fullerton, CA) (48-16), #3062 Segerstrom (Santa Ana, CA) (47-20), #4623 Fullerton (CA) (28-21), #6189 El Dorado (Placentia, CA) (21-20), #6697 Northwood (Irvine, CA) (7-0), #6705 Beckman [Arnold O.] (Irvine, CA) (27-18)										
217	Arroyo (El Monte, CA) team preview trend	Southern	Mission Valley	11	5-5	3-2 (t 2nd)	2-0	-1.4	-4.5	57-41
WINS: #10431 South El Monte (CA) (42-17), #10537 Schurr (Montebello, CA) (42-27), #11063 Gabrielino (San Gabriel, CA) (42-7), #13531 Nogales (La Puente, CA) (63-14), #13850 Mountain View (El Monte, CA) (43-6), LOSSES: #1875 Bonita (La Verne, CA) (42-7), #2630 El Monte (CA) (26-21), #2688 Monrovia (CA) (33-7), #3320 Rio Hondo Prep (Arcadia, CA) (42-0), #9022 Rosemead (CA) (27-14)										
218	Antelope Valley (Lancaster, CA) team preview trend	Southern	Golden	5	4-6	4-3 (4th)	0-1	-1.6	0	48-51
WINS: #10752 Knight [William J.] (Palmdale, CA) (43-7), #12560 Littlerock (CA) (38-0), #12906 Eastside (Lancaster, CA) (49-0), #13842 Lancaster (CA) (44-0), LOSSES: #440 Camarillo (CA) (41-0), #1823 West Ranch (Valencia, CA) (42-22), #3984 Palmdale (CA) (13-0), #4091 Highland (Palmdale, CA) (58-0), #4362 Oak Hills (Hesperia, CA) (20-0), #6411 Quartz Hill (CA) (26-6)										
219	Shadow Hills (Indio, CA) team preview trend	Southern	Desert Empire	12	4-6	1-4 (5th)	0-0	-1.8	-0.1	40-60
WINS: #9383 King [Dr. Martin Luther] (Riverside, CA) (56-28), #10291 La Quinta (CA) (26-7), #10461 Banning (CA) (44-6), #13366 Indio (CA) (49-0), LOSSES: #3329 Great Oak (Temecula, CA) (31-21), #3456 Palm Springs (CA) (46-14), #3974 Palm Desert (CA) (50-7), #4715 Rancho Mirage (CA) (28-7), #5720 Xavier Prep (Palm Desert, CA) (7-6), #7943 West Valley (Hemet, CA) (40-34)										
220	West Valley (Hemet, CA) team preview trend	Southern	Mountain Pass	13	2-8	0-5 (6th)	0-1	-1.8	10.8	63-37
WINS: #7939 Shadow Hills (Indio, CA) (40-34), #14082 Desert Mirage (Thermal, CA) (55-0), LOSSES: #793 Temecula Valley (Temecula, CA) (42-0), #1005 San Jacinto (CA) (41-0), #2196 Beaumont (CA) (42-0), #3165 Citrus Hill (Perris, CA) (14-6), #3416 Chaffey (Ontario, CA) (58-42), #3522 Hemet (CA) (41-18), #5182 Vista del Lago (Moreno Valley, CA) (24-20), #8393 Tahquitz (Hemet, CA) (24-20)										
221	Don Lugo [Antonio] (Chino, CA) team preview trend	Southern	Mt. Baldy	7	4-6	3-2 (t 2nd)	0-2	-1.9	4.1	51-49
WINS: #7180 California (Whittier, CA) (21-8), #7401 Diamond Bar (CA) (16-13), #10110 Chino (CA) (15-14), #11714 Montclair (CA) (36-12), LOSSES: #2716 Northview (Covina, CA) (41-6), #3381 Tustin (CA) (21-0), #3416 Chaffey (Ontario, CA) (46-12), #3442 South Hills (West Covina, CA) (35-34), #7996 Alta Loma (CA) (14-6), #8290 Ontario (CA) (21-14)										
222	Alta Loma (CA) team preview trend	Southern	Palomares	7	1-9	0-5 (6th)	1-0	-2	21.5	63-37
WINS: #7960 Don Lugo [Antonio] (Chino, CA) (14-6), LOSSES: #355 Ayala [Ruben S.] (Chino Hills, CA) (42-7), #567 Glendora (CA) (63-14), #1875 Bonita (La Verne, CA) (35-3), #2481 Damien (La Verne, CA) (42-0), #2688 Monrovia (CA) (34-7), #2776 Los Osos (Rancho Cucamonga, CA) (21-3), #3852 Claremont (CA) (25-17), #4602 Colony (Ontario, CA) (40-7), #7529 Hesperia (CA) (21-7)										
223	Buena (Ventura, CA) team preview trend	Southern	Pacific View	8	4-6	1-4 (5th)	0-1	-2.1	6.3	43-57
WINS: #8158 Dos Pueblos (Goleta, CA) (26-24), #10452 Agoura (CA) (28-20), #11729 Channel Islands (Oxnard, CA) (14-13), #12585 Cabrillo (Lompoc, CA) (49-21), LOSSES: #370 Oxnard (CA) (36-6), #837 Pacifica (Oxnard, CA) (45-7), #3102 Santa Barbara (CA) (51-14), #3616 Ventura (CA) (49-28), #5107 Rio Mesa (Oxnard, CA) (24-13), #8136 Atascadero (CA) (28-24)										

224	<b>Coachella Valley</b> (Thermal, CA) team preview trend	Southern	Desert Valley	12	7-3	6-1 (2nd)	1-1	-2.3	-17.3	36-64
WINS: #10291 La Quinta (CA) (35-7), #10461 Banning (CA) (28-14), #10959 Twentynine Palms (CA) (70-6), #12367 Cathedral City (CA) (42-0), #13241 Desert Hot Springs (CA) (34-12), #13366 Indio (CA) (54-25), #14082 Desert Mirage (Thermal, CA) (55-0), LOSSES: #3279 Foothill (Henderson, NV) (19-0), #4715 Rancho Mirage (CA) (31-0), #8610 Yucca Valley (CA) (21-14)										

225	<b>Valley (Santa Ana, CA)</b> team preview trend	Southern	Orange	13	8-2	4-1 (2nd)	2-0	-2.4	-20.3	35-65
WINS: #9242 Magnolia (Anaheim, CA) (36-7), #11114 Mar Vista (Imperial Beach, CA) (40-6), #11506 Anaheim (CA) (28-14), #12363 Godinez [Hector G.] (Santa Ana, CA) (21-7), #12990 Savanna (Anaheim, CA) (41-3), #13113 La Quinta (Westminster, CA) (21-12), #13381 Saddleback (Santa Ana, CA) (28-0), #13809 Century (Santa Ana, CA) (46-0), LOSSES: #3697 Katella (Anaheim, CA) (36-8), #6735 South (Torrance, CA) (14-0)										

226	<b>Fontana (CA)</b> team preview trend	Southern	Sunkist	13	3-7	2-3 (4th)	0-1	-2.4	7.1	60-40
WINS: #7674 Miller [A. B.] (Fontana, CA) (21-12), #9345 Colton (CA) (24-20), #10270 Bloomington (CA) (35-6), LOSSES: #1379 Kaiser [Henry J.] (Fontana, CA) (37-6), #2795 Jurupa Hills (Fontana, CA) (50-0), #3444 Eisenhower (Rialto, CA) (42-0), #3504 Summit (Fontana, CA) (20-0), #5772 Ramona (Riverside, CA) (31-27), #6777 Grand Terrace (CA) (35-24), #9435 Arroyo Valley (San Bernardino, CA) (20-13)										

227	<b>Santa Paula (CA)</b> team preview trend	Southern	Citrus Coast	13	5-4	2-1 (t 2nd)	0-0	-2.6	-9.2	39-49
WINS: #8685 Rancho Christian (Temecula, CA) (42-28), #11247 Hueneme (Oxnard, CA) (63-15), #11932 Torrance (CA) (49-7), #11983 Carpinteria (CA) (34-14), #13151 Vasquez (Acton, CA) (49-0), LOSSES: #2871 Oak Park (CA) (29-16), #6069 Nordhoff (Ojai, CA) (36-19), #7044 La Salle (Pasadena, CA) (38-35), #9274 San Marcos (Santa Barbara, CA) (36-14)										

228	<b>Santa Ynez (CA)</b> team preview trend	Southern	Channel	8	4-6	2-3 (4th)	0-1	-2.7	2	50-49
WINS: #8476 Santa Maria (CA) (38-17), #9274 San Marcos (Santa Barbara, CA) (48-27), #11983 Carpinteria (CA) (42-0), #12585 Cabrillo (Lompoc, CA) (41-14), LOSSES: #2384 Templeton (CA) (54-10), #2949 San Luis Obispo (CA) (36-13), #3102 Santa Barbara (CA) (34-0), #3111 Lompoc (CA) (45-7), #7466 Nipomo (CA) (23-21), #8158 Dos Pueblos (Goleta, CA) (33-14)										

229	<b>Dos Pueblos (Goleta, CA)</b> team preview trend	Southern	Channel	6	3-7	3-2 (3rd)	0-2	-2.7	8.9	52-48
WINS: #8147 Santa Ynez (CA) (33-14), #9274 San Marcos (Santa Barbara, CA) (14-12), #12585 Cabrillo (Lompoc, CA) (40-13), LOSSES: #837 Pacifica (Oxnard, CA) (63-13), #2731 Righetti [Ernest] (Santa Maria, CA) (35-6), #3102 Santa Barbara (CA) (31-13), #3111 Lompoc (CA) (56-0), #3616 Ventura (CA) (37-7), #5107 Rio Mesa (Oxnard, CA) (19-0), #8022 Buena (Ventura, CA) (26-24)										

230	<b>Valley Christian</b> (Cerritos, CA) team preview trend	Southern	Olympic	11	7-3	4-0 (1st)	0-1	-2.9	-13.9	42-51
WINS: #7044 La Salle (Pasadena, CA) (15-14), #8906 Heritage Christian (Northridge, CA) (20-17), #9230 Maranatha (Pasadena, CA) (21-19), #12783 Village Christian (Sun Valley, CA) (55-32), #12792 Whittier Christian (La Habra, CA) (51-21), #13842 Lancaster (CA) (41-6), #13866 Van Nuys (CA) (49-6), LOSSES: #4683 Ontario Christian (Ontario, CA) (54-14), #5253 St. Anthony (Long Beach, CA) (47-6), #5826 Portola (Irvine, CA) (34-17)										

231	<b>Ontario (CA)</b> team preview trend	Southern	Mt. Baldy	12	5-5	3-2 (t 2nd)	0-0	-3.3	-0.9	50-50
WINS: #7960 Don Lugo [Antonio] (Chino, CA) (21-14), #8796 West Covina (CA) (33-28), #10110 Chino (CA) (28-27), #11714 Montclair (CA) (53-7), #13183 Azusa (CA) (52-21), LOSSES: #3416 Chaffey (Ontario, CA) (24-20), #3444 Eisenhower (Rialto, CA) (49-14), #3852 Claremont (CA) (31-0), #4683 Ontario Christian (Ontario, CA) (53-6), #7401 Diamond Bar (CA) (34-6)										

232	<b>Calvary Chapel</b> (Santa Ana, CA) team preview trend	Southern	Orange Coast	13	8-2	3-2 (3rd)	3-0	-3.4	-20.5	44-54
WINS: #10306 Cantwell-Sacred Heart (Montebello, CA) (28-20), #10607 Capistrano Valley Christian (San Juan Capistrano, CA) (40-14), #11519 Estancia (Costa Mesa, CA) (24-14), #11734 Costa Mesa (CA) (31-15), #11975 Bishop Montgomery (Torrance, CA) (49-21), #12658 California Military Institute (Perris, CA) (63-12), #13381 Saddleback (Santa Ana, CA) (53-0), #14221 Sherman Indian (Riverside, CA) (62-12), LOSSES: #2523 Orange (CA) (53-7), #6795 Santa Ana (CA) (35-6)										



233	<a href="#">West (Torrance, CA) team preview trend</a>	Southern	<a href="#">Pioneer</a>	10	2-8	2-3 (4th)	0-0	-3.7	13.8	63-37
WINS: #11932 Torrance (CA) (56-7), #13270 Morningside (Inglewood, CA) (43-0), LOSSES: #333 Culver City (CA) (56-36), #484 Tesoro (Rancho Santa Margarita, CA) (57-13), #1907 Mira Costa (Manhattan Beach, CA) (41-14), #2174 Inglewood (CA) (77-0), #2846 Redondo (Redondo Beach, CA) (33-12), #3586 North (Torrance, CA) (49-7), #5409 Santa Monica (CA) (34-29), #6735 South (Torrance, CA) (43-14)										
234	<a href="#">Tahquitz (Hemet, CA) team preview trend</a>	Southern	<a href="#">Mountain Pass</a>	13	4-6	1-4 (5th)	2-0	-3.7	6.5	53-47
WINS: #7943 West Valley (Hemet, CA) (24-20), #10916 Canyon Springs (Moreno Valley, CA) (22-21), #11723 Lakeside (Lake Elsinore, CA) (18-15), #13366 Indio (CA) (14-13), LOSSES: #1005 San Jacinto (CA) (49-12), #1484 Chaparral (Temecula, CA) (39-6), #2196 Beaumont (CA) (55-7), #3165 Citrus Hill (Perris, CA) (37-7), #3522 Hemet (CA) (43-0), #5182 Vista del Lago (Moreno Valley, CA) (31-17)										
235	<a href="#">Poly (Riverside, CA) team preview trend</a>	Southern	<a href="#">Inland Valley</a>	11	5-5	3-2 (3rd)	0-0	-3.7	-2	46-54
WINS: #9383 King [Dr. Martin Luther] (Riverside, CA) (20-17), #9880 Corona (CA) (23-14), #10916 Canyon Springs (Moreno Valley, CA) (21-10), #11723 Lakeside (Lake Elsinore, CA) (50-41), #13897 Perris (CA) (38-0), LOSSES: #1875 Bonita (La Verne, CA) (37-0), #3028 North [John W.] (Riverside, CA) (42-14), #3165 Citrus Hill (Perris, CA) (42-0), #5651 Orange Vista (Perris, CA) (34-15), #5772 Ramona (Riverside, CA) (28-18)										
236	<a href="#">Woodbridge (Irvine, CA) team preview trend</a>	Southern	<a href="#">Pacific Coast</a>	9	3-7	2-3 (4th)	0-1	-3.9	3.2	50-50
WINS: #6795 Santa Ana (CA) (16-9), #10185 Irvine (CA) (27-10), #12544 University (Irvine, CA) (42-0), LOSSES: #2579 Newport Harbor (Newport Beach, CA) (26-10), #3596 El Modena (Orange, CA) (31-10), #5457 Pacifica (Garden Grove, CA) (42-23), #5601 Fountain Valley (CA) (40-7), #5826 Portola (Irvine, CA) (35-28), #6697 Northwood (Irvine, CA) (21-14), #6705 Beckman [Arnold O.] (Irvine, CA) (21-13)										
237	<a href="#">El Toro (Lake Forest, CA) team preview trend</a>	Southern	<a href="#">South Coast</a>	4	1-9	0-4 (5th)	0-2	-4	27	64-35
WINS: #11465 Eldorado (Las Vegas, NV) (23-20), LOSSES: #21 Mission Viejo (CA) (56-0), #177 San Clemente (CA) (42-3), #484 Tesoro (Rancho Santa Margarita, CA) (54-14), #1542 Villa Park (CA) (28-14), #2006 Capistrano Valley (Mission Viejo, CA) (36-7), #2470 La Mirada (CA) (38-0), #3149 St. Margaret's (San Juan Capistrano, CA) (49-16), #3353 Trabuco Hills (Mission Viejo, CA) (55-14), #7180 California (Whittier, CA) (21-0)										
238	<a href="#">Burroughs (Ridgecrest, CA) team preview trend</a>	Southern	<a href="#">Mojave River</a>	8	3-7	1-4 (5th)	0-1	-4.3	8.6	55-44
WINS: #9766 Barstow (CA) (31-14), #9969 Sultana (Hesperia, CA) (20-13), #10752 Knight [William J.] (Palmdale, CA) (27-20), LOSSES: #958 Serrano (Phelan, CA) (53-15), #1751 Apple Valley (CA) (48-0), #2435 Legacy (North Las Vegas, NV) (49-7), #3984 Palmdale (CA) (48-27), #4362 Oak Hills (Hesperia, CA) (68-10), #6516 Bishop (CA) (19-7), #7529 Hesperia (CA) (27-14)										
239	<a href="#">Ocean View (Huntington Beach, CA) team preview trend</a>	Southern	<a href="#">Pac 4</a>	12	7-3	2-1 (2nd)	3-1	-4.3	-13.4	37-63
WINS: #7480 Laguna Beach (CA) (27-20), #11519 Estancia (Costa Mesa, CA) (12-7), #12109 Westminster (CA) (41-13), #12363 Godinez [Hector G.] (Santa Ana, CA) (32-12), #12407 Los Amigos (Fountain Valley, CA) (19-13), #12544 University (Irvine, CA) (40-26), #12661 Cerritos (CA) (48-14), LOSSES: #3541 Western (Anaheim, CA) (31-0), #6705 Beckman [Arnold O.] (Irvine, CA) (28-21), #6858 Dana Hills (Dana Point, CA) (20-7)										
240	<a href="#">Norwalk (CA) team preview trend</a>	Southern	<a href="#">Suburban</a>	12	3-7	0-3 (4th)	1-2	-4.5	4.1	51-48
WINS: #7180 California (Whittier, CA) (21-15), #8590 Bell Gardens (CA) (16-14), #10423 Bell (CA) (26-0), LOSSES: #2123 Norte Vista (Riverside, CA) (28-7), #2470 La Mirada (CA) (34-0), #3088 Mayfair (Lakewood, CA) (41-0), #5457 Pacifica (Garden Grove, CA) (38-20), #7663 Jordan (Long Beach, CA) (20-13), #9275 Glenn [John] (Norwalk, CA) (20-7), #10223 Bellflower (CA) (28-13)										
241	<a href="#">Bell Gardens (CA) team preview trend</a>	Southern	<a href="#">Almont</a>	12	4-6	3-2 (3rd)	1-1	-4.7	-3.3	52-48
WINS: #9275 Glenn [John] (Norwalk, CA) (66-14), #10537 Schurr (Montebello, CA) (34-12), #12105 San Gabriel (CA) (53-33), #13633 Keppel [Mark] (Alhambra, CA) (62-6), LOSSES: #2636 El Rancho (Pico Rivera, CA) (31-6), #3062 Segerstrom (Santa Ana, CA) (42-0), #4513 Alhambra (CA) (23-14), #6791 Montebello (CA) (22-15), #7474 San Marino (CA) (12-0), #8537 Norwalk (CA) (16-14)										

242	<a href="#">St. Bernard (Playa del Rey, CA)</a> <a href="#">team preview trend</a>	Southern	<a href="#">Santa Fe</a>	13	4-5	2-1 (2nd)	0-1	-4.8	-11.4	32-55
-----	--	----------	--------------------------	----	-----	-----------	-----	------	-------	-------

WINS: #11932 Torrance (CA) (33-14), #12125 Salesian (Los Angeles, CA) (27-0), #12979 Verbum Dei (Los Angeles, CA) (52-0), #13903 Bosco Tech [Don] (Rosemead, CA) (45-0), LOSSES: #1381 Loyola (Los Angeles, CA) (38-0), #5000 St. Pius X-St. Matthias (Downey, CA) (34-19), #5822 Brentwood (Los Angeles, CA) (41-21), #7575 Westchester (Los Angeles, CA) (28-10), **#12001 Bishop Montgomery (Torrance, CA) (forfeit)**

243	<a href="#">Yucca Valley (CA)</a> <a href="#">team preview trend</a>	Southern	<a href="#">Desert Valley</a>	12	7-3	7-0 (1st)	2-0	-4.8	-14.4	43-57
-----	--	----------	-------------------------------	----	-----	-----------	-----	------	-------	-------

WINS: **#8061 Coachella Valley (Thermal, CA) (21-14)**, #10461 Banning (CA) (21-14), #10959 Twentynine Palms (CA) (21-6), #12367 Cathedral City (CA) (27-0), #13241 Desert Hot Springs (CA) (40-6), #13366 Indio (CA) (42-21), #14082 Desert Mirage (Thermal, CA) (2-0), LOSSES: #3149 St. Margaret's (San Juan Capistrano, CA) (38-9), #3416 Chaffey (Ontario, CA) (50-21), #6092 Valley View (Moreno Valley, CA) (27-0)

244	<a href="#">Kennedy [John F.] (La Palma, CA)</a> <a href="#">team preview trend</a>	Southern	<a href="#">Empire</a>	12	4-6	1-4 (5th)	3-1	-4.9	-0.2	46-53
-----	---	----------	------------------------	----	-----	-----------	-----	------	------	-------

WINS: #10581 Artesia (Lakewood, CA) (45-17), #11186 Crean Lutheran (Irvine, CA) (28-21), #11734 Costa Mesa (CA) (39-27), #12544 University (Irvine, CA) (43-6), LOSSES: #1589 Cypress (CA) (49-21), #3381 Tustin (CA) (42-14), #4371 Valencia (Placentia, CA) (27-0), #5430 Burroughs [John] (Burbank, CA) (41-24), #5457 Pacifica (Garden Grove, CA) (35-20), #7663 Jordan (Long Beach, CA) (26-7)

245	<a href="#">St. Monica (Santa Monica, CA)</a> <a href="#">team preview trend</a>	Southern	<a href="#">Camino Real</a>	14	7-2	1-2 (t 3rd)	2-1	-4.9	-22.4	41-48
-----	--	----------	-----------------------------	----	-----	-------------	-----	------	-------	-------

WINS: #9641 Washington [George] (Los Angeles, CA) (13-6), #10306 Cantwell-Sacred Heart (Montebello, CA) (48-19), #10607 Capistrano Valley Christian (San Juan Capistrano, CA) (49-35), #12560 Littlerock (CA) (2-0), #12783 Village Christian (Sun Valley, CA) (52-14), #12979 Verbum Dei (Los Angeles, CA) (21-0), #13644 Hollywood (Los Angeles, CA) (49-8), LOSSES: **#8703 Mary Star of the Sea (San Pedro, CA) (34-19)**, **#11975 Bishop Montgomery (Torrance, CA) (21-13)**

246	<a href="#">Rancho Christian (Temecula, CA)</a> <a href="#">team preview trend</a>	Southern	<a href="#">Freelance</a>	11	5-5		1-1	-5.1	-8	46-46
-----	--	----------	---------------------------	----	-----	--	-----	------	----	-------

WINS: #9230 Maranatha (Pasadena, CA) (15-3), #9880 Corona (CA) (49-21), #10719 Cedar Park Christian (Bothell, WA) (36-33), #12125 Salesian (Los Angeles, CA) (28-6), #13592 Temecula Prep (Winchester, CA) (54-0), LOSSES: #2772 Elsinore (Wildomar, CA) (49-13), #5822 Brentwood (Los Angeles, CA) (38-26), #7465 Poly (Pasadena, CA) (24-21), #8126 Santa Paula (CA) (42-28), **#8906 Heritage Christian (Northridge, CA) (47-45)**

247	<a href="#">Mary Star of the Sea (San Pedro, CA)</a> <a href="#">team preview trend</a>	Southern	<a href="#">Camino Real</a>	14	8-2	2-1 (t 1st)	5-1	-5.2	-23.9	39-60
-----	---	----------	-----------------------------	----	-----	-------------	-----	------	-------	-------

WINS: **#8647 St. Monica (Santa Monica, CA) (34-19)**, #11975 Bishop Montgomery (Torrance, CA) (28-26), #12094 Fairmont Prep (Anaheim, CA) (36-7), #12783 Village Christian (Sun Valley, CA) (58-12), #12792 Whittier Christian (La Habra, CA) (45-0), #12979 Verbum Dei (Los Angeles, CA) (35-0), #13154 Gladstone (Covina, CA) (27-12), #13809 Century (Santa Ana, CA) (54-7), LOSSES: #6735 South (Torrance, CA) (24-19), **#10306 Cantwell-Sacred Heart (Montebello, CA) (34-33)**

248	<a href="#">West Covina (CA)</a> <a href="#">team preview trend</a>	Southern	<a href="#">Hacienda</a>	9	1-9	1-4 (5th)	0-1	-5.6	16.9	61-39
-----	---	----------	--------------------------	---	-----	-----------	-----	------	------	-------

WINS: #11359 Walnut (CA) (39-0), LOSSES: #567 Glendora (CA) (45-0), #916 Diamond Ranch (Pomona, CA) (33-3), #1326 Los Altos (Hacienda Heights, CA) (49-7), #2688 Monrovia (CA) (28-14), #2716 Northview (Covina, CA) (49-7), #3442 South Hills (West Covina, CA) (42-13), #4747 Charter Oak (Covina, CA) (22-0), #7011 Covina (CA) (24-6), #8290 Ontario (CA) (33-28)

249	<a href="#">Arlington (Riverside, CA)</a> <a href="#">team preview trend</a>	Southern	<a href="#">Sunbelt</a>	11	0-10	0-3 (4th)	0-1	-5.8	13.2	61-39
-----	--	----------	-------------------------	----	------	-----------	-----	------	------	-------

WINS: none, LOSSES: #2772 Elsinore (Wildomar, CA) (61-14), #2795 Jurupa Hills (Fontana, CA) (35-28), #3086 Moreno Valley (CA) (32-0), #3923 Hillcrest (Riverside, CA) (26-14), #4024 Notre Dame (Riverside, CA) (42-22), #5720 Xavier Prep (Palm Desert, CA) (28-27), #5729 Paloma Valley (Menifee, CA) (36-27), #5772 Ramona (Riverside, CA) (35-20), #5852 Temescal Canyon (Lake Elsinore, CA) (29-27), #6092 Valley View (Moreno Valley, CA) (27-22)

250	<a href="#">Heritage Christian (Northridge, CA)</a> <a href="#">team preview trend</a>	Southern	<a href="#">Olympic</a>	10	3-2	2-2 (3rd)	0-0	-6.1	-15.6	23-27
-----	--	----------	-------------------------	----	-----	-----------	-----	------	-------	-------

WINS: **#8685 Rancho Christian (Temecula, CA) (47-45)**, #12783 Village Christian (Sun Valley, CA) (34-6), #12792 Whittier Christian (La Habra, CA) (42-6), LOSSES: #8203 Valley Christian (Cerritos, CA) (20-17), **#9230 Maranatha (Pasadena, CA) (21-7)**



251	<a href="#">Rosemead (CA)</a> team preview trend	Southern	<a href="#">Mission Valley</a>	13	7-3	3-2 (t 2nd)	0-0	-6.5	-18.2	39-61
-----	---	----------	--------------------------------	----	-----	-------------	-----	------	-------	-------

WINS: #7859 Arroyo (El Monte, CA) (27-14), #11063 Gabrielino (San Gabriel, CA) (21-6), #11250 Arrowhead Christian (Redlands, CA) (40-20), #12105 San Gabriel (CA) (41-13), #12397 La Puente (CA) (42-15), #13533 Huntington Park (CA) (42-8), #13850 Mountain View (El Monte, CA) (42-6), LOSSES: #2630 El Monte (CA) (59-24), #10431 South El Monte (CA) (51-28), #10537 Schurr (Montebello, CA) (29-28)

252	<a href="#">Garden Grove (CA)</a> team preview trend	Southern	<a href="#">Big 4</a>	8	4-6	1-2 (3rd)	0-1	-6.9	1.5	63-37
-----	---	----------	-----------------------	---	-----	-----------	-----	------	-----	-------

WINS: #9523 Pomona (CA) (7-0), #10373 Rancho Alamitos (Garden Grove, CA) (14-7), #12109 Westminster (CA) (22-0), #12407 Los Amigos (Fountain Valley, CA) (19-0), LOSSES: #2523 Orange (CA) (48-0), #3062 Segerstrom (Santa Ana, CA) (39-6), #3453 Marina (Huntington Beach, CA) (28-6), #3541 Western (Anaheim, CA) (35-0), #6227 Laguna Hills (CA) (35-0), #6795 Santa Ana (CA) (24-15)

253	<a href="#">Granite Hills (Apple Valley, CA)</a> team preview trend	Southern	<a href="#">Desert Sky</a>	14	4-5	2-2 (3rd)	1-0	-7.4	-5.4	39-51
-----	--	----------	----------------------------	----	-----	-----------	-----	------	------	-------

WINS: #9766 Barstow (CA) (32-14), #11643 Victor Valley (Victorville, CA) (53-15), #12560 Littlerock (CA) (55-0), #13219 Riverside Prep (Oro Grande, CA) (41-0), LOSSES: #1751 Apple Valley (CA) (61-20), #3725 Adelanto (CA) (47-8), #5730 Silverado (Victorville, CA) (49-27), #5899 Linfield Christian (Temecula, CA) (34-7), #10506 Rialto (CA) (2-0)

254	<a href="#">Loara (Anaheim, CA)</a> team preview trend	Southern	<a href="#">Garden Grove</a>	14	8-2	4-1 (t 1st)	5-0	-7.5	-21.3	39-61
-----	---	----------	------------------------------	----	-----	-------------	-----	------	-------	-------

WINS: #11403 Santiago (Garden Grove, CA) (37-0), #11506 Anaheim (CA) (25-9), #11519 Estancia (Costa Mesa, CA) (10-0), #11734 Costa Mesa (CA) (16-0), #12397 La Puente (CA) (22-20), #12407 Los Amigos (Fountain Valley, CA) (34-0), #13113 La Quinta (Westminster, CA) (21-0), #13708 Bolsa Grande (Garden Grove, CA) (35-0), LOSSES: #4220 Esperanza (Anaheim, CA) (42-10), #10373 Rancho Alamitos (Garden Grove, CA) (21-10)

255	<a href="#">Maranatha (Pasadena, CA)</a> team preview trend	Southern	<a href="#">Olympic</a>	12	6-4	3-1 (2nd)	0-1	-7.7	-16.5	37-57
-----	--	----------	-------------------------	----	-----	-----------	-----	------	-------	-------

WINS: #8906 Heritage Christian (Northridge, CA) (21-7), #10842 Campbell Hall (North Hollywood, CA) (14-7), #12783 Village Christian (Sun Valley, CA) (48-30), #12792 Whittier Christian (La Habra, CA) (32-19), #12979 Verbum Dei (Los Angeles, CA) (34-0), #13381 Saddleback (Santa Ana, CA) (42-16), LOSSES: #3859 Pasadena (CA) (41-7), #8203 Valley Christian (Cerritos, CA) (21-19), #8685 Rancho Christian (Temecula, CA) (15-3), #11210 Crean Lutheran (Irvine, CA) (forfeit)

256	<a href="#">Magnolia (Anaheim, CA)</a> team preview trend	Southern	<a href="#">Orange</a>	14	6-4	3-2 (3rd)	3-0	-7.7	-17.3	44-56
-----	--	----------	------------------------	----	-----	-----------	-----	------	-------	-------

WINS: #10373 Rancho Alamitos (Garden Grove, CA) (21-7), #11403 Santiago (Garden Grove, CA) (20-14), #11506 Anaheim (CA) (48-7), #12990 Savanna (Anaheim, CA) (45-10), #13708 Bolsa Grande (Garden Grove, CA) (41-13), #13809 Century (Santa Ana, CA) (41-14), LOSSES: #3697 Katella (Anaheim, CA) (47-7), #4220 Esperanza (Anaheim, CA) (54-20), #8084 Valley (Santa Ana, CA) (36-7), #12391 Godinez [Hector G.] (Santa Ana, CA) (forfeit)

257	<a href="#">San Marcos (Santa Barbara, CA)</a> team preview trend	Southern	<a href="#">Channel</a>	12	3-7	1-4 (5th)	2-1	-7.9	0.5	47-51
-----	--	----------	-------------------------	----	-----	-----------	-----	------	-----	-------

WINS: #8126 Santa Paula (CA) (36-14), #11729 Channel Islands (Oxnard, CA) (20-14), #12585 Cabrillo (Lompoc, CA) (46-0), LOSSES: #2949 San Luis Obispo (CA) (56-14), #3102 Santa Barbara (CA) (38-12), #3111 Lompoc (CA) (48-20), #6069 Nordhoff (Ojai, CA) (34-22), #8147 Santa Ynez (CA) (48-27), #8158 Dos Pueblos (Goleta, CA) (14-12), #8476 Santa Maria (CA) (33-29)

258	<a href="#">Glenn [John] (Norwalk, CA)</a> team preview trend	Southern	<a href="#">605</a>	12	6-4	3-0 (1st)	3-3	-7.9	-9	45-55
-----	--	----------	---------------------	----	-----	-----------	-----	------	----	-------

WINS: #8537 Norwalk (CA) (20-7), #9899 Cabrillo (Long Beach, CA) (28-13), #10581 Artesia (Lakewood, CA) (47-28), #11964 Pioneer (Whittier, CA) (30-26), #12661 Cerritos (CA) (50-34), #12990 Savanna (Anaheim, CA) (54-20), LOSSES: #2630 El Monte (CA) (78-36), #3541 Western (Anaheim, CA) (48-0), #8590 Bell Gardens (CA) (66-14), #9613 Hawthorne (CA) (24-16)

259	<a href="#">Gahr [Richard] (Cerritos, CA)</a> team preview trend	Southern	<a href="#">San Gabriel Valley</a>	8	3-7	1-4 (5th)	0-1	-8.2	9.5	56-44
-----	---	----------	------------------------------------	---	-----	-----------	-----	------	-----	-------

WINS: #10223 Bellflower (CA) (17-7), #10716 Jefferson [Thomas] (Los Angeles, CA) (22-12), #12211 Lynwood (CA) (31-13), LOSSES: #584 Paramount (CA) (59-0), #2098 Sunny Hills (Fullerton, CA) (38-0), #2791 Warren (Downey, CA)

(44-0), #3088 Mayfair (Lakewood, CA) (42-10), #3492 Downey (CA) (47-10), #3586 North (Torrance, CA) (41-7), #7181 Dominguez (Compton, CA) (28-0)

260	<a href="#">Colton (CA) team preview trend</a>	Southern	<a href="#">Sunkist</a>	11	2-8	1-4 (5th)	0-1	-8.3	8.2	63-37
WINS: #10110 Chino (CA) (27-7), #10270 Bloomington (CA) (47-32), LOSSES: #1379 Kaiser [Henry J.] (Fontana, CA) (42-8), #3416 Chaffey (Ontario, CA) (38-29), #3504 Summit (Fontana, CA) (37-0), #3646 San Dimas (CA) (33-6), #4715 Rancho Mirage (CA) (30-12), #5651 Orange Vista (Perris, CA) (46-6), #6777 Grand Terrace (CA) (37-14), #8096 Fontana (CA) (24-20)										

261	<a href="#">Patriot (Riverside, CA) team preview trend</a>	Southern	<a href="#">River Valley</a>	11	4-6	2-3 (4th)	0-1	-8.3	-0.4	58-42
WINS: #10110 Chino (CA) (27-14), #10778 Jurupa Valley (CA) (30-13), #12440 Indian Springs (San Bernardino, CA) (28-6), #12498 La Sierra (Riverside, CA) (54-0), LOSSES: #2123 Norte Vista (Riverside, CA) (45-0), #2795 Jurupa Hills (Fontana, CA) (35-0), #3416 Chaffey (Ontario, CA) (39-6), #3923 Hillcrest (Riverside, CA) (37-0), #5772 Ramona (Riverside, CA) (33-7), #9934 Rubidoux (Riverside, CA) (14-12)										

262	<a href="#">King [Dr. Martin Luther] (Riverside, CA) team preview trend</a>	Southern	<a href="#">Big VIII</a>	7	1-9	1-4 (5th)	0-0	-8.4	17.5	44-56
WINS: #9880 Corona (CA) (7-6), LOSSES: #23 Centennial (Corona, CA) (42-0), #231 Norco (CA) (56-6), #2663 Roosevelt [Eleanor] (Eastvale, CA) (43-7), #3329 Great Oak (Temecula, CA) (18-6), #3806 Santiago (Corona, CA) (28-0), #5729 Paloma Valley (Menifee, CA) (43-28), #5852 Temescal Canyon (Lake Elsinore, CA) (6-0), #7939 Shadow Hills (Indio, CA) (56-28), #8394 Poly (Riverside, CA) (20-17)										

263	<a href="#">Arroyo Valley (San Bernardino, CA) team preview trend</a>	Southern	<a href="#">San Andreas</a>	14	4-6	0-5 (6th)	2-0	-8.7	-2.9	48-52
WINS: #8096 Fontana (CA) (20-13), #11255 Pacific (San Bernardino, CA) (36-14), #13241 Desert Hot Springs (CA) (42-0), #13869 San Bernardino (CA) (47-13), LOSSES: #2795 Jurupa Hills (Fontana, CA) (35-0), #3151 San Geronio (San Bernardino, CA) (28-0), #3165 Citrus Hill (Perris, CA) (56-6), #3444 Eisenhower (Rialto, CA) (62-12), #5859 Rim of the World (Lake Arrowhead, CA) (61-6), #10506 Rialto (CA) (29-28)										

264	<a href="#">Pomona (CA) team preview trend</a>	Southern	<a href="#">Miramonte</a>	10	5-5	4-0 (1st)	0-1	-9.1	-10.5	49-51
WINS: #10118 Ganesha (Pomona, CA) (28-21), #12397 La Puente (CA) (38-6), #12462 Bassett (La Puente, CA) (37-18), #13372 Jordan [David Starr] (Los Angeles, CA) (50-0), #13395 Garey (Pomona, CA) (41-14), LOSSES: #3646 San Dimas (CA) (55-14), #3852 Claremont (CA) (41-23), #5047 Lakewood (CA) (33-14), #7565 Sonora (La Habra, CA) (23-0), #9081 Garden Grove (CA) (7-0)										

265	<a href="#">Hawthorne (CA) team preview trend</a>	Southern	<a href="#">Ocean</a>	12	4-6	1-4 (5th)	1-1	-9.7	0.9	53-47
WINS: #9275 Glenn [John] (Norwalk, CA) (24-16), #12478 Legacy (South Gate, CA) (41-0), #12790 Beverly Hills (CA) (43-6), #13483 Rivera [Diego] (Los Angeles, CA) (40-0), LOSSES: #333 Culver City (CA) (55-8), #764 Lawndale (CA) (48-0), #5409 Santa Monica (CA) (36-6), #5618 Venice (Los Angeles, CA) (49-12), #5811 Leuzinger (Lawndale, CA) (38-6), #6088 El Segundo (CA) (44-6)										

266	<a href="#">Baldwin Park (CA) team preview trend</a>	Southern	<a href="#">Valle Vista</a>	13	4-6	1-4 (5th)	2-0	-9.7	0.5	54-46
WINS: #7458 Sierra Vista (Baldwin Park, CA) (forfeit), #11540 Wilson [Glen A.] (Hacienda Heights, CA) (52-43), #11586 Buena Park (CA) (18-12), #13531 Nogales (La Puente, CA) (22-0), LOSSES: #2636 El Rancho (Pico Rivera, CA) (51-9), #2716 Northview (Covina, CA) (37-6), #3541 Western (Anaheim, CA) (41-0), #3646 San Dimas (CA) (43-26), #6785 Rowland (Rowland Heights, CA) (40-30), #7011 Covina (CA) (21-20)										

267	<a href="#">Barstow (CA) team preview trend</a>	Southern	<a href="#">Desert Sky</a>	11	1-9	1-3 (4th)	0-1	-10.5	11.5	62-37
WINS: #11643 Victor Valley (Victorville, CA) (44-20), LOSSES: #958 Serrano (Phelan, CA) (35-0), #1751 Apple Valley (CA) (62-0), #2636 El Rancho (Pico Rivera, CA) (40-6), #3504 Summit (Fontana, CA) (38-14), #3725 Adelanto (CA) (38-24), #4091 Highland (Palmdale, CA) (30-3), #5730 Silverado (Victorville, CA) (45-20), #8491 Burroughs (Ridgecrest, CA) (31-14), #9167 Granite Hills (Apple Valley, CA) (32-14)										

268	<a href="#">Corona (CA) team preview trend</a>	Southern	<a href="#">Big VIII</a>	5	1-9	0-5 (6th)	0-1	-11	20.3	49-51
WINS: #5730 Silverado (Victorville, CA) (27-20), LOSSES: #23 Centennial (Corona, CA) (69-7), #231 Norco (CA) (70-14), #1073 Chino Hills (CA) (40-0), #2663 Roosevelt [Eleanor] (Eastvale, CA) (52-7), #3353 Trabuco Hills (Mission Viejo, CA) (40-14), #3806 Santiago (Corona, CA) (40-12), #8394 Poly (Riverside, CA) (23-14), #8685 Rancho Christian (Temecula, CA) (49-21), #9383 King [Dr. Martin Luther] (Riverside, CA) (7-6)										



269	<b>Thousand Oaks (CA)</b> team preview trend	Southern	Camino	8	0-10	0-4 (5th)	0-1	-11.1	23.1	62-38
-----	--	----------	--------	---	------	-----------	-----	-------	------	-------

WINS: none, LOSSES: #166 Grace Brethren (Simi Valley, CA) (42-0), #440 Camarillo (CA) (47-6), #837 Pacifica (Oxnard, CA) (62-7), #2871 Oak Park (CA) (34-0), #3701 Bishop Diego [Garcia] (Santa Barbara, CA) (41-6), #3801 Moorpark (CA) (35-0), #3975 Simi Valley (CA) (47-7), #4769 Saugus (CA) (50-10), #5072 Newbury Park (CA) (44-21), #7660 Royal (Simi Valley, CA) (14-10)

270	<b>Cabrillo (Long Beach, CA)</b> team preview trend	Southern	Moore	11	2-8	1-5 (6th)	0-1	-11.2	9.6	52-47
-----	---	----------	-------	----	-----	-----------	-----	-------	-----	-------

WINS: #7663 Jordan (Long Beach, CA) (20-14), #10223 Bellflower (CA) (20-0), LOSSES: #744 Poly (Long Beach, CA) (68-0), #967 Wilson [Woodrow] (Long Beach, CA) (46-6), #3504 Summit (Fontana, CA) (42-6), #4828 Millikan (Long Beach, CA) (35-6), #5047 Lakewood (CA) (35-0), #5056 Compton (CA) (43-8), #9275 Glenn [John] (Norwalk, CA) (28-13), #9555 Taft (CA) (42-22)

271	<b>Rubidoux (Riverside, CA)</b> team preview trend	Southern	Mountain Valley	12	4-6	2-4 (5th)	1-1	-11.4	-5	49-51
-----	--	----------	-----------------	----	-----	-----------	-----	-------	----	-------

WINS: #9355 Patriot (Riverside, CA) (14-12), #10506 Rialto (CA) (30-15), #12440 Indian Springs (San Bernardino, CA) (41-27), #13869 San Bernardino (CA) (56-21), LOSSES: #3086 Moreno Valley (CA) (27-6), #3151 San Geronio (San Bernardino, CA) (48-12), #4024 Notre Dame (Riverside, CA) (56-12), #5182 Vista del Lago (Moreno Valley, CA) (40-0), #7674 Miller [A. B.] (Fontana, CA) (27-26), #11255 Pacific (San Bernardino, CA) (27-21)

272	<b>Sultana (Hesperia, CA)</b> team preview trend	Southern	Mojave River	9	1-9	0-5 (6th)	0-0	-11.5	15.4	71-29
-----	--	----------	--------------	---	-----	-----------	-----	-------	------	-------

WINS: #10959 Twentynine Palms (CA) (27-12), LOSSES: #958 Serrano (Phelan, CA) (70-17), #1379 Kaiser [Henry J.] (Fontana, CA) (44-7), #1751 Apple Valley (CA) (63-0), #2123 Norte Vista (Riverside, CA) (51-0), #3504 Summit (Fontana, CA) (44-14), #3725 Adelanto (CA) (36-6), #4362 Oak Hills (Hesperia, CA) (44-6), #7529 Hesperia (CA) (36-14), #8491 Burroughs (Ridgecrest, CA) (20-13)

273	<b>Chino (CA)</b> team preview trend	Southern	Mt. Baldy	13	4-6	1-4 (5th)	0-1	-12.2	-6.7	43-57
-----	--------------------------------------	----------	-----------	----	-----	-----------	-----	-------	------	-------

WINS: #7529 Hesperia (CA) (21-14), #10581 Artesia (Lakewood, CA) (49-10), #11714 Montclair (CA) (31-25), #12440 Indian Springs (San Bernardino, CA) (13-6), LOSSES: #3416 Chaffey (Ontario, CA) (46-7), #7401 Diamond Bar (CA) (53-13), #7960 Don Lugo [Antonio] (Chino, CA) (15-14), #8290 Ontario (CA) (28-27), #9355 Patriot (Riverside, CA) (27-14), #9345 Colton (CA) (27-7)

274	<b>Ganesha (Pomona, CA)</b> team preview trend	Southern	Miramonte	14	8-2	3-1 (2nd)	6-0	-12.3	-21.2	39-61
-----	--	----------	-----------	----	-----	-----------	-----	-------	-------	-------

WINS: #7458 Sierra Vista (Baldwin Park, CA) (forfeit), #11714 Montclair (CA) (60-36), #12105 San Gabriel (CA) (36-28), #12397 La Puente (CA) (28-7), #12462 Bassett (La Puente, CA) (35-21), #12792 Whittier Christian (La Habra, CA) (65-41), #13183 Azusa (CA) (31-8), #13395 Garey (Pomona, CA) (49-32), LOSSES: #6785 Rowland (Rowland Heights, CA) (35-14), #9523 Pomona (CA) (28-21)

275	<b>Irvine (CA)</b> team preview trend	Southern	Pacific Coast	11	1-9	1-4 (5th)	0-0	-12.6	4.5	53-47
-----	---------------------------------------	----------	---------------	----	-----	-----------	-----	-------	-----	-------

WINS: #12544 University (Irvine, CA) (39-7), LOSSES: #2098 Sunny Hills (Fullerton, CA) (55-20), #2523 Orange (CA) (60-14), #5461 Huntington Beach (CA) (42-14), #5826 Portola (Irvine, CA) (44-31), #6697 Northwood (Irvine, CA) (27-15), #6705 Beckman [Arnold O.] (Irvine, CA) (35-12), #6719 Canyon (Anaheim, CA) (37-28), #6858 Dana Hills (Dana Point, CA) (30-15), #8418 Woodbridge (Irvine, CA) (27-10)

276	<b>Bellflower (CA)</b> team preview trend	Southern	Suburban	13	1-9	1-2 (3rd)	0-1	-12.8	8.6	55-45
-----	---	----------	----------	----	-----	-----------	-----	-------	-----	-------

WINS: #8537 Norwalk (CA) (28-13), LOSSES: #1589 Cypress (CA) (42-7), #2470 La Mirada (CA) (35-14), #3088 Mayfair (Lakewood, CA) (49-14), #3149 St. Margaret's (San Juan Capistrano, CA) (48-7), #5409 Santa Monica (CA) (24-14), #6227 Laguna Hills (CA) (56-35), #7480 Laguna Beach (CA) (42-21), #9328 Gahr [Richard] (Cerritos, CA) (17-7), #9899 Cabrillo (Long Beach, CA) (20-0)

277	<b>Bloomington (CA)</b> team preview trend	Southern	Sunkist	14	4-6	0-5 (6th)	3-1	-13.1	-8.3	46-53
-----	--	----------	---------	----	-----	-----------	-----	-------	------	-------

WINS: #11250 Arrowhead Christian (Redlands, CA) (33-18), #12498 La Sierra (Riverside, CA) (30-7), #12658 California Military Institute (Perris, CA) (63-8), #13924 Nuview Bridge (Nuevo, CA) (57-0), LOSSES: #1379 Kaiser [Henry J.] (Fontana, CA) (56-0), #3504 Summit (Fontana, CA) (50-0), #6777 Grand Terrace (CA) (41-21), #7674 Miller [A. B.] (Fontana, CA) (27-19), #8096 Fontana (CA) (35-6), #9345 Colton (CA) (47-32)



278	<a href="#">La Quinta (CA)</a> <a href="#">team preview</a> <a href="#">trend</a>	Southern	<a href="#">Desert Empire</a>	9	1-9	0-5 (6th)	0-1	-13.2	9.8	54-46
WINS: #11723 Lakeside (Lake Elsinore, CA) (27-15), LOSSES: #1130 Citrus Valley (Redlands, CA) (56-10), #3456 Palm Springs (CA) (49-0), #3470 Murrieta Mesa (Murrieta, CA) (45-14), #3974 Palm Desert (CA) (17-14), #3983 Carter [Wilmer Amina] (Rialto, CA) (32-7), #4715 Rancho Mirage (CA) (42-14), #5720 Xavier Prep (Palm Desert, CA) (20-10), #7939 Shadow Hills (Indio, CA) (26-7), #8061 Coachella Valley (Thermal, CA) (35-7)										
279	<a href="#">La Canada (CA)</a> <a href="#">team preview</a> <a href="#">trend</a>	Southern	<a href="#">Rio Hondo</a>	14	5-5	1-3 (4th)	1-0	-13.2	-9.4	44-51
WINS: #10557 Viewpoint (Calabasas, CA) (36-6), #11540 Wilson [Glen A.] (Hacienda Heights, CA) (17-14), #11877 Temple City (CA) (56-42), #11964 Pioneer (Whittier, CA) (43-21), #12833 Glendale (CA) (33-3), LOSSES: #2688 Monrovia (CA) (51-3), #5086 Fillmore (CA) (48-0), #7474 San Marino (CA) (42-7), #7579 South Pasadena (CA) (40-10), #10431 South El Monte (CA) (47-19)										
280	<a href="#">Cantwell-Sacred Heart (Montebello, CA)</a> <a href="#">team preview</a> <a href="#">trend</a>	Southern	<a href="#">Camino Real</a>	13	7-3	2-1 (t 1st)	2-1	-13.3	-21.4	47-51
WINS: #8703 Mary Star of the Sea (San Pedro, CA) (34-33), #11975 Bishop Montgomery (Torrance, CA) (41-32), #12094 Fairmont Prep (Anaheim, CA) (48-26), #12125 Salesian (Los Angeles, CA) (22-18), #12792 Whittier Christian (La Habra, CA) (31-25), #13903 Bosco Tech [Don] (Rosemead, CA) (55-0), #13942 New Designs Watts (Los Angeles, CA) (47-0), LOSSES: #7044 La Salle (Pasadena, CA) (55-15), #8297 Calvary Chapel (Santa Ana, CA) (28-20), #8647 St. Monica (Santa Monica, CA) (48-19)										
281	<a href="#">Rancho Alamitos (Garden Grove, CA)</a> <a href="#">team preview</a> <a href="#">trend</a>	Southern	<a href="#">Garden Grove</a>	13	7-3	4-1 (t 1st)	2-0	-13.6	-22.7	38-62
WINS: #9188 Loara (Anaheim, CA) (21-10), #11506 Anaheim (CA) (37-0), #12363 Godinez [Hector G.] (Santa Ana, CA) (24-20), #12407 Los Amigos (Fountain Valley, CA) (14-7), #12990 Savanna (Anaheim, CA) (30-24), #13113 La Quinta (Westminster, CA) (38-14), #13708 Bolsa Grande (Garden Grove, CA) (20-6), LOSSES: #9081 Garden Grove (CA) (14-7), #9242 Magnolia (Anaheim, CA) (21-7), #11403 Santiago (Garden Grove, CA) (27-0)										
282	<a href="#">South El Monte (CA)</a> <a href="#">team preview</a> <a href="#">trend</a>	Southern	<a href="#">Mission Valley</a>	11	4-6	2-3 (t 4th)	0-1	-13.9	-8.7	53-46
WINS: #9022 Rosemead (CA) (51-28), #10297 La Canada (CA) (47-19), #13531 Nogales (La Puente, CA) (33-7), #13850 Mountain View (El Monte, CA) (41-14), LOSSES: #2630 El Monte (CA) (45-14), #4513 Alhambra (CA) (26-6), #7011 Covina (CA) (35-6), #7465 Poly (Pasadena, CA) (28-6), #7859 Arroyo (El Monte, CA) (42-17), #11063 Gabrielino (San Gabriel, CA) (21-14)										
283	<a href="#">Agoura (CA)</a> <a href="#">team preview</a> <a href="#">trend</a>	Southern	<a href="#">Canyon</a>	10	1-9	0-3 (4th)	0-1	-14	4.3	45-54
WINS: #11729 Channel Islands (Oxnard, CA) (20-7), LOSSES: #2871 Oak Park (CA) (35-21), #3975 Simi Valley (CA) (33-13), #4769 Saugus (CA) (41-0), #5253 St. Anthony (Long Beach, CA) (35-14), #5601 Fountain Valley (CA) (42-6), #7299 El Camino Real (Woodland Hills, CA) (25-6), #7576 St. Genevieve (Panorama City, CA) (27-14), #7660 Royal (Simi Valley, CA) (35-14), #8022 Buena (Ventura, CA) (28-20)										
284	<a href="#">Banning (CA)</a> <a href="#">team preview</a> <a href="#">trend</a>	Southern	<a href="#">Desert Valley</a>	13	5-5	5-2 (3rd)	0-0	-14	-13.7	44-56
WINS: #10959 Twentynine Palms (CA) (23-12), #12367 Cathedral City (CA) (32-13), #13241 Desert Hot Springs (CA) (12-6), #13366 Indio (CA) (51-0), #14082 Desert Mirage (Thermal, CA) (56-0), LOSSES: #2196 Beaumont (CA) (59-0), #3522 Hemet (CA) (26-0), #7939 Shadow Hills (Indio, CA) (44-6), #8061 Coachella Valley (Thermal, CA) (28-14), #8610 Yucca Valley (CA) (21-14)										
285	<a href="#">Rialto (CA)</a> <a href="#">team preview</a> <a href="#">trend</a>	Southern	<a href="#">San Andreas</a>	12	3-7	1-4 (5th)	0-3	-14.2	-0.3	56-43
WINS: #9167 Granite Hills (Apple Valley, CA) (2-0), #9435 Arroyo Valley (San Bernardino, CA) (29-28), #12498 La Sierra (Riverside, CA) (63-45), LOSSES: #2795 Jurupa Hills (Fontana, CA) (46-7), #3151 San Geronio (San Bernardino, CA) (55-14), #3444 Eisenhower (Rialto, CA) (35-0), #5651 Orange Vista (Perris, CA) (34-0), #5859 Rim of the World (Lake Arrowhead, CA) (45-0), #9934 Rubidoux (Riverside, CA) (30-15), #12000 Big Bear (Big Bear City, CA) (29-22)										
286	<a href="#">Schurr (Montebello, CA)</a> <a href="#">team preview</a> <a href="#">trend</a>	Southern	<a href="#">Almont</a>	11	4-6	2-3 (4th)	0-3	-14.4	-9.2	42-58
WINS: #9022 Rosemead (CA) (29-28), #12105 San Gabriel (CA) (56-21), #13270 Morningside (Inglewood, CA) (57-33), #13633 Keppel [Mark] (Alhambra, CA) (52-20), LOSSES: #4513 Alhambra (CA) (69-27), #5744 Whittier (CA) (55-28), #6791 Montebello (CA) (56-20), #7180 California (Whittier, CA) (35-0), #7859 Arroyo (El Monte, CA) (42-27), #8590 Bell Gardens (CA) (34-12)										

287	<b>Viewpoint</b> (Calabasas, CA) team preview trend	Southern	Gold Coast	13	3-6	1-1 (3rd)	0-2	-14.5	-7.4	56-32
WINS: #10842 Campbell Hall (North Hollywood, CA) (47-34), #12072 Cornerstone Christian (Wildomar, CA) (33-6), #12533 Duarte (CA) (40-0), LOSSES: #5086 Fillmore (CA) (42-8), #5822 Brentwood (Los Angeles, CA) (40-20), #6944 Immanuel (Reedley, CA) (49-21), #7579 South Pasadena (CA) (21-17), #8146 Mission Prep (San Luis Obispo, CA) (49-27), #10297 La Canada (CA) (36-6)										
288	<b>Artesia</b> (Lakewood, CA) team preview trend	Southern	605	12	4-6	2-1 (2nd)	0-2	-14.7	-8.6	47-53
WINS: #11964 Pioneer (Whittier, CA) (61-21), #12109 Westminster (CA) (21-7), #12462 Bassett (La Puente, CA) (39-23), #12661 Cerritos (CA) (47-21), LOSSES: #3062 Segerstrom (Santa Ana, CA) (58-7), #3541 Western (Anaheim, CA) (34-23), #6189 El Dorado (Placentia, CA) (8-0), #8639 Kennedy [John F.] (La Palma, CA) (45-17), #9275 Glenn [John] (Norwalk, CA) (47-28), #10110 Chino (CA) (49-10)										
289	<b>Capistrano Valley Christian</b> (San Juan Capistrano, CA) team preview trend	Southern	San Joaquin	14	7-3	2-1 (2nd)	5-1	-14.8	-25.6	39-60
WINS: #11329 Saddleback Valley Christian (San Juan Capistrano, CA) (29-8), #12833 Glendale (CA) (36-7), #13219 Riverside Prep (Oro Grande, CA) (31-12), #13236 Webb (Claremont, CA) (28-21), #13633 Keppel [Mark] (Alhambra, CA) (62-13), #13809 Century (Santa Ana, CA) (41-34), #14132 Southlands Christian (Rowland Heights, CA) (49-12), LOSSES: #3149 St. Margaret's (San Juan Capistrano, CA) (56-7), #8297 Calvary Chapel (Santa Ana, CA) (40-14), #8647 St. Monica (Santa Monica, CA) (49-35)										
290	<b>Trinity Classical Academy</b> (Valencia, CA) team preview trend	Southern	Academy	14	8-1	3-0 (1st)	5-1	-15.3	-37.3	27-61
WINS: #12094 Fairmont Prep (Anaheim, CA) (28-22), #13151 Vasquez (Acton, CA) (26-18), #13270 Morningside (Inglewood, CA) (28-25), #13483 Rivera [Diego] (Los Angeles, CA) (46-0), #13806 Firebaugh (Lynwood, CA) (50-28), #13957 Desert Christian (Bermuda Dunes, CA) (64-12), #14111 Calvary Chapel Christian (Las Vegas, NV) (42-10), #14132 Southlands Christian (Rowland Heights, CA) (50-0), LOSSES: #5000 St. Pius X-St. Matthias (Downey, CA) (48-24)										
291	<b>Knight [William J.]</b> (Palmdale, CA) team preview trend	Southern	Golden	9	3-7	3-4 (5th)	0-1	-15.7	-2.7	43-56
WINS: #12560 Littlerock (CA) (20-6), #12906 Eastside (Lancaster, CA) (47-12), #13842 Lancaster (CA) (45-2), LOSSES: #484 Tesoro (Rancho Santa Margarita, CA) (42-7), #3984 Palmdale (CA) (38-3), #4091 Highland (Palmdale, CA) (41-6), #5729 Paloma Valley (Menifee, CA) (35-12), #6411 Quartz Hill (CA) (27-0), #7893 Antelope Valley (Lancaster, CA) (43-7), #8491 Burroughs (Ridgecrest, CA) (27-20)										
292	<b>Jurupa Valley</b> (CA) team preview trend	Southern	River Valley	14	4-6	1-4 (5th)	2-1	-15.9	-4.6	51-49
WINS: #11255 Pacific (San Bernardino, CA) (36-35), #12363 Godinez [Hector G.] (Santa Ana, CA) (22-14), #12498 La Sierra (Riverside, CA) (40-28), #13241 Desert Hot Springs (CA) (30-6), LOSSES: #2123 Norte Vista (Riverside, CA) (51-0), #2795 Jurupa Hills (Fontana, CA) (49-8), #3923 Hillcrest (Riverside, CA) (47-8), #5772 Ramona (Riverside, CA) (48-0), #7674 Miller [A. B.] (Fontana, CA) (47-14), #9355 Patriot (Riverside, CA) (30-13)										
293	<b>Campbell Hall</b> (North Hollywood, CA) team preview trend	Southern	Gold Coast	14	4-6	0-2 (5th)	2-0	-16.2	-14.6	46-51
WINS: #12783 Village Christian (Sun Valley, CA) (46-16), #13151 Vasquez (Acton, CA) (38-0), #13236 Webb (Claremont, CA) (49-8), #13936 North Hollywood (CA) (48-14), LOSSES: #2871 Oak Park (CA) (41-13), #5822 Brentwood (Los Angeles, CA) (37-25), #7465 Poly (Pasadena, CA) (42-13), #8146 Mission Prep (San Luis Obispo, CA) (56-29), #9230 Maranatha (Pasadena, CA) (14-7), #10557 Viewpoint (Calabasas, CA) (47-34)										
294	<b>Canyon Springs</b> (Moreno Valley, CA) team preview trend	Southern	Inland Valley	13	3-7	2-3 (4th)	0-2	-16.7	-3.8	54-46
WINS: #11723 Lakeside (Lake Elsinore, CA) (45-34), #12498 La Sierra (Riverside, CA) (13-0), #13897 Perris (CA) (42-0), LOSSES: #3028 North [John W.] (Riverside, CA) (45-12), #3086 Moreno Valley (CA) (62-14), #5182 Vista del Lago (Moreno Valley, CA) (64-18), #5651 Orange Vista (Perris, CA) (54-6), #5772 Ramona (Riverside, CA) (44-7), #8394 Poly (Riverside, CA) (21-10), #8393 Tahquitz (Hemet, CA) (22-21)										
295	<b>Twentynine Palms</b> (CA) team preview trend	Southern	Desert Valley	12	5-5	4-3 (4th)	0-2	-16.9	-20	37-63



WINS: #12000 Big Bear (Big Bear City, CA) (34-13), #12367 Cathedral City (CA) (26-20), #13241 Desert Hot Springs (CA) (37-6), #13366 Indio (CA) (46-0), #14082 Desert Mirage (Thermal, CA) (51-0), LOSSES: #4715 Rancho Mirage (CA) (38-0), #8061 Coachella Valley (Thermal, CA) (70-6), #8610 Yucca Valley (CA) (21-6), #9969 Sultana (Hesperia, CA) (27-12), #10461 Banning (CA) (23-12)

296	Gabrielino (San Gabriel, CA) team preview trend	Southern	Mission Valley	14	6-4	2-3 (t 4th)	3-1	-17.5	-21.6	38-62
-----	---	----------	----------------	----	-----	-------------	-----	-------	-------	-------

WINS: #10431 South El Monte (CA) (21-14), #13438 Southwest (San Diego, CA) (29-20), #13603 Contreras [Miguel] (Los Angeles, CA) (37-0), #13633 Keppel [Mark] (Alhambra, CA) (35-13), #13850 Mountain View (El Monte, CA) (35-0), #13903 Bosco Tech [Don] (Rosemead, CA) (6-0), LOSSES: #2630 El Monte (CA) (52-0), #7503 Sierra Vista (Baldwin Park, CA) (14-13), #7859 Arroyo (El Monte, CA) (42-7), #9022 Rosemead (CA) (21-6)

297	Crean Lutheran (Irvine, CA) team preview trend	Southern	Empire	12	4-6	0-5 (6th)	1-2	-18.2	-4.4	51-49
-----	--	----------	--------	----	-----	-----------	-----	-------	------	-------

WINS: #9224 Maranatha (Pasadena, CA) (forfeit), #12094 Fairmont Prep (Anaheim, CA) (48-39), #12658 California Military Institute (Perris, CA) (38-28), #12783 Village Christian (Sun Valley, CA) (38-27), LOSSES: #1589 Cypress (CA) (41-14), #3381 Tustin (CA) (44-6), #4371 Valencia (Placentia, CA) (35-0), #5457 Pacifica (Garden Grove, CA) (55-0), #8639 Kennedy [John F.] (La Palma, CA) (28-21), #11329 Saddleback Valley Christian (San Juan Capistrano, CA) (22-7)

298	Hueneme (Oxnard, CA) team preview trend	Southern	Citrus Coast	12	3-7	1-3 (4th)	2-1	-18.5	-3.5	47-46
-----	---	----------	--------------	----	-----	-----------	-----	-------	------	-------

WINS: #11729 Channel Islands (Oxnard, CA) (32-29), #11983 Carpinteria (CA) (32-14), #14076 Desert (Edwards AFB, CA) (22-0), LOSSES: #837 Pacifica (Oxnard, CA) (70-0), #5086 Fillmore (CA) (38-0), #5430 Burroughs [John] (Burbank, CA) (59-18), #5822 Brentwood (Los Angeles, CA) (48-20), #6069 Nordhoff (Ojai, CA) (58-15), #8065 Granada Hills (CA) (28-13), #8126 Santa Paula (CA) (63-15)

299	Arrowhead Christian (Redlands, CA) team preview trend	Southern	Ambassador	12	4-6	2-3 (4th)	0-0	-18.6	-14.2	48-52
-----	---	----------	------------	----	-----	-----------	-----	-------	-------	-------

WINS: #13241 Desert Hot Springs (CA) (46-13), #13680 Western Christian (Upland, CA) (50-20), #13869 San Bernardino (CA) (40-7), #13957 Desert Christian (Bermuda Dunes, CA) (46-6), LOSSES: #1919 Aquinas (San Bernardino, CA) (49-0), #4683 Ontario Christian (Ontario, CA) (41-0), #5859 Rim of the World (Lake Arrowhead, CA) (47-0), #5899 Linfield Christian (Temecula, CA) (75-0), #9022 Rosemead (CA) (40-20), #10270 Bloomington (CA) (33-18)

300	Pacific (San Bernardino, CA) team preview trend	Southern	Mountain Valley	13	3-7	3-3 (4th)	0-0	-18.6	-3.4	53-47
-----	---	----------	-----------------	----	-----	-----------	-----	-------	------	-------

WINS: #9934 Rubidoux (Riverside, CA) (27-21), #12440 Indian Springs (San Bernardino, CA) (16-0), #13869 San Bernardino (CA) (48-12), LOSSES: #2196 Beaumont (CA) (56-14), #3086 Moreno Valley (CA) (50-9), #3165 Citrus Hill (Perris, CA) (48-7), #5182 Vista del Lago (Moreno Valley, CA) (50-15), #7674 Miller [A. B.] (Fontana, CA) (49-12), #9435 Arroyo Valley (San Bernardino, CA) (36-14), #10778 Jurupa Valley (CA) (36-35)

301	Saddleback Valley Christian (San Juan Capistrano, CA) team preview trend	Southern	San Joaquin	12	3-7	1-2 (3rd)	1-2	-19	-6.6	58-41
-----	--	----------	-------------	----	-----	-----------	-----	-----	------	-------

WINS: #11186 Crean Lutheran (Irvine, CA) (22-7), #11975 Bishop Montgomery (Torrance, CA) (34-28), #13236 Webb (Claremont, CA) (38-6), LOSSES: #3149 St. Margaret's (San Juan Capistrano, CA) (35-0), #4683 Ontario Christian (Ontario, CA) (42-8), #6227 Laguna Hills (CA) (47-27), #6697 Northwood (Irvine, CA) (54-0), #7465 Poly (Pasadena, CA) (42-6), #10607 Capistrano Valley Christian (San Juan Capistrano, CA) (29-8), #10655 Tri-City Christian (Vista, CA) (23-6)

302	Walnut (CA) team preview trend	Southern	Hacienda	12	2-8	0-5 (6th)	0-1	-19.2	0	44-56
-----	--------------------------------	----------	----------	----	-----	-----------	-----	-------	---	-------

WINS: #13154 Gladstone (Covina, CA) (38-8), #13531 Nogales (La Puente, CA) (40-0), LOSSES: #916 Diamond Ranch (Pomona, CA) (48-0), #1326 Los Altos (Hacienda Heights, CA) (57-0), #3442 South Hills (West Covina, CA) (40-0), #4747 Charter Oak (Covina, CA) (41-7), #6785 Rowland (Rowland Heights, CA) (28-7), #7401 Diamond Bar (CA) (34-14), #8796 West Covina (CA) (39-0), #12105 San Gabriel (CA) (35-27)

303	Santiago (Garden Grove, CA) team preview trend	Southern	Garden Grove	14	6-4	4-1 (t 1st)	3-3	-19.5	-24.2	38-62
-----	--	----------	--------------	----	-----	-------------	-----	-------	-------	-------

WINS: #10373 Rancho Alamitos (Garden Grove, CA) (27-0), #11519 Estancia (Costa Mesa, CA) (14-7), #12407 Los Amigos (Fountain Valley, CA) (25-15), #13113 La Quinta (Westminster, CA) (35-7), #13708 Bolsa Grande (Garden Grove, CA) (38-15), #13809 Century (Santa Ana, CA) (43-21), LOSSES: #9188 Loara (Anaheim, CA) (37-0), #9242 Magnolia (Anaheim, CA) (20-14), #11506 Anaheim (CA) (27-24), #11734 Costa Mesa (CA) (21-18)

304	<b>Centennial (Compton, CA)</b> team preview trend	Southern	Bay	14	2-8	0-5 (6th)	1-0	-19.5	4.2	46-53
WINS: #12979 Verbum Dei (Los Angeles, CA) (27-19), #14164 Rancho Dominguez (Long Beach, CA) (45-0), LOSSES: #339 Palos Verdes (Palos Verdes Estates, CA) (48-0), #1907 Mira Costa (Manhattan Beach, CA) (48-6), #2846 Redondo (Redondo Beach, CA) (34-0), #4312 Palos Verdes Peninsula (Rolling Hills Estates, CA) (49-8), #5056 Compton (CA) (40-0), #5811 Leuzinger (Lawndale, CA) (24-0), #6111 Arcadia (CA) (41-9), #7181 Dominguez (Compton, CA) (56-8)										
305	<b>Anaheim (CA)</b> team preview trend	Southern	Orange	13	4-6	2-3 (4th)	1-2	-20.2	-12.8	58-42
WINS: #11403 Santiago (Garden Grove, CA) (27-24), #12990 Savanna (Anaheim, CA) (34-21), #13113 La Quinta (Westminster, CA) (42-14), #13809 Century (Santa Ana, CA) (49-14), LOSSES: #3541 Western (Anaheim, CA) (49-0), #3697 Katella (Anaheim, CA) (41-7), #8084 Valley (Santa Ana, CA) (28-14), #9188 Loara (Anaheim, CA) (25-9), #9242 Magnolia (Anaheim, CA) (48-7), #10373 Rancho Alamitos (Garden Grove, CA) (37-0)										
306	<b>Estancia (Costa Mesa, CA)</b> team preview trend	Southern	Orange Coast	13	3-7	2-3 (4th)	1-1	-20.3	-10.2	56-44
WINS: #11734 Costa Mesa (CA) (27-21), #13113 La Quinta (Westminster, CA) (20-7), #13381 Saddleback (Santa Ana, CA) (34-0), LOSSES: #2523 Orange (CA) (61-14), #6795 Santa Ana (CA) (36-6), #7480 Laguna Beach (CA) (49-3), #8297 Calvary Chapel (Santa Ana, CA) (24-14), #8505 Ocean View (Huntington Beach, CA) (12-7), #9188 Loara (Anaheim, CA) (10-0), #11403 Santiago (Garden Grove, CA) (14-7)										
307	<b>Wilson [Glen A.] (Hacienda Heights, CA)</b> team preview trend	Southern	Valle Vista	13	2-8	0-5 (6th)	0-1	-20.4	-2.9	56-44
WINS: #12397 La Puente (CA) (31-28), #13247 Workman (City of Industry, CA) (49-13), LOSSES: #1326 Los Altos (Hacienda Heights, CA) (64-16), #2716 Northview (Covina, CA) (57-6), #3646 San Dimas (CA) (56-0), #6785 Rowland (Rowland Heights, CA) (33-0), #7011 Covina (CA) (47-44), #9616 Baldwin Park (CA) (52-43), #10297 La Canada (CA) (17-14), #11714 Montclair (CA) (25-17)										
308	<b>Buena Park (CA)</b> team preview trend	Southern	Freeway	11	1-9	0-5 (6th)	0-0	-20.7	7.6	53-47
WINS: #13806 Firebaugh (Lynwood, CA) (40-6), LOSSES: #217 La Habra (CA) (56-8), #652 Murrieta Valley (Murrieta, CA) (70-26), #2098 Sunny Hills (Fullerton, CA) (49-8), #4623 Fullerton (CA) (20-12), #6795 Santa Ana (CA) (33-26), #7401 Diamond Bar (CA) (53-19), #7565 Sonora (La Habra, CA) (46-8), #7841 Troy (Fullerton, CA) (41-8), #9616 Baldwin Park (CA) (18-12)										
309	<b>Victor Valley (Victorville, CA)</b> team preview trend	Southern	Desert Sky	9	1-9	0-4 (5th)	0-1	-21	4.9	58-41
WINS: #12000 Big Bear (Big Bear City, CA) (21-12), LOSSES: #1751 Apple Valley (CA) (50-0), #2174 Inglewood (CA) (44-3), #3725 Adelanto (CA) (48-0), #5430 Burroughs [John] (Burbank, CA) (46-12), #5730 Silverado (Victorville, CA) (47-0), #7044 La Salle (Pasadena, CA) (50-32), #7529 Hesperia (CA) (21-7), #9167 Granite Hills (Apple Valley, CA) (53-15), #9766 Barstow (CA) (44-20)										
310	<b>Montclair (CA)</b> team preview trend	Southern	Mt. Baldy	14	3-7	0-5 (6th)	1-1	-21.4	-7.7	49-51
WINS: #11540 Wilson [Glen A.] (Hacienda Heights, CA) (25-17), #12105 San Gabriel (CA) (29-28), #13395 Garey (Pomona, CA) (34-19), LOSSES: #3416 Chaffey (Ontario, CA) (49-3), #3852 Claremont (CA) (43-29), #7401 Diamond Bar (CA) (49-13), #7960 Don Lugo [Antonio] (Chino, CA) (36-12), #8290 Ontario (CA) (53-7), #10110 Chino (CA) (31-25), #10118 Ganesha (Pomona, CA) (60-36)										
311	<b>Lakeside (Lake Elsinore, CA)</b> team preview trend	Southern	Inland Valley	12	1-9	1-4 (5th)	0-1	-21.5	-1.6	54-46
WINS: #13897 Perris (CA) (38-14), LOSSES: #2196 Beaumont (CA) (55-14), #3028 North [John W.] (Riverside, CA) (41-34), #5651 Orange Vista (Perris, CA) (40-6), #5772 Ramona (Riverside, CA) (42-8), #5899 Linfield Christian (Temecula, CA) (70-6), #8394 Poly (Riverside, CA) (50-41), #8393 Tahquitz (Hemet, CA) (18-15), #10291 La Quinta (CA) (27-15), #10916 Canyon Springs (Moreno Valley, CA) (45-34)										
312	<b>Channel Islands (Oxnard, CA)</b> team preview trend	Southern	Pacific View	12	0-10	0-5 (6th)	0-3	-21.6	11.3	57-43
WINS: none, LOSSES: #370 Oxnard (CA) (62-10), #837 Pacifica (Oxnard, CA) (62-6), #2871 Oak Park (CA) (49-14), #3102 Santa Barbara (CA) (55-7), #3616 Ventura (CA) (42-6), #5107 Rio Mesa (Oxnard, CA) (52-20), #8022 Buena (Ventura, CA) (14-13), #9274 San Marcos (Santa Barbara, CA) (20-14), #10452 Agoura (CA) (20-7), #11247 Hueneme (Oxnard, CA) (32-29)										



313	<a href="#">Costa Mesa (CA)</a> <a href="#">team preview</a> <a href="#">trend</a>	Southern	Orange Coast	14	3-7	1-4 (5th)	2-2	-21.6	-12.8	51-49
WINS: #11403 Santiago (Garden Grove, CA) (21-18), #13113 La Quinta (Westminster, CA) (35-7), #13381 Saddleback (Santa Ana, CA) (35-14), LOSSES: #2523 Orange (CA) (43-0), #6795 Santa Ana (CA) (40-9), #8297 Calvary Chapel (Santa Ana, CA) (31-15), #8639 Kennedy [John F.] (La Palma, CA) (39-27), #9188 Loara (Anaheim, CA) (16-0), #11519 Estancia (Costa Mesa, CA) (27-21), #12407 Los Amigos (Fountain Valley, CA) (27-21)										
314	<a href="#">Temple City (CA)</a> <a href="#">team preview</a> <a href="#">trend</a>	Southern	Rio Hondo	13	2-6	0-4 (5th)	0-3	-22.7	-7	43-35
WINS: #13633 Keppel [Mark] (Alhambra, CA) (38-14), #13850 Mountain View (El Monte, CA) (28-7), LOSSES: #2688 Monrovia (CA) (48-7), #4513 Alhambra (CA) (41-0), #5086 Fillmore (CA) (42-3), #7474 San Marino (CA) (35-0), #7579 South Pasadena (CA) (21-14), #10297 La Canada (CA) (56-42)										
315	<a href="#">Torrance (CA)</a> <a href="#">team preview</a> <a href="#">trend</a>	Southern	Pioneer	12	1-9	1-4 (5th)	0-1	-23.1	3.1	52-46
WINS: #13270 Morningside (Inglewood, CA) (42-13), LOSSES: #2174 Inglewood (CA) (63-0), #3453 Marina (Huntington Beach, CA) (56-0), #3586 North (Torrance, CA) (69-7), #5811 Leuzinger (Lawndale, CA) (48-0), #6088 El Segundo (CA) (38-0), #6735 South (Torrance, CA) (64-0), #8126 Santa Paula (CA) (49-7), #8375 West (Torrance, CA) (56-7), #8602 St. Bernard (Playa del Rey, CA) (33-14)										
316	<a href="#">Pioneer (Whittier, CA)</a> <a href="#">team preview</a> <a href="#">trend</a>	Southern	605	14	5-5	1-2 (3rd)	3-1	-23.4	-19.1	37-62
WINS: #12254 South East (South Gate, CA) (12-6), #12397 La Puente (CA) (45-32), #12661 Cerritos (CA) (30-12), #12783 Village Christian (Sun Valley, CA) (40-39), #13154 Gladstone (Covina, CA) (20-12), LOSSES: #3859 Pasadena (CA) (77-0), #9275 Glenn [John] (Norwalk, CA) (30-26), #10297 La Canada (CA) (43-21), #10581 Artesia (Lakewood, CA) (61-21), #11975 Bishop Montgomery (Torrance, CA) (33-28)										
317	<a href="#">Bishop Montgomery (Torrance, CA)</a> <a href="#">team preview</a> <a href="#">trend</a>	Southern	Camino Real	13	3-7	1-2 (t 3rd)	1-2	-23.5	-6.5	63-34
WINS: #8604 St. Bernard (Playa del Rey, CA) (forfeit), #8647 St. Monica (Santa Monica, CA) (21-13), #11964 Pioneer (Whittier, CA) (33-28), LOSSES: #5000 St. Pius X-St. Matthias (Downey, CA) (36-7), #6735 South (Torrance, CA) (40-6), #8297 Calvary Chapel (Santa Ana, CA) (49-21), #8431 Gardena (CA) (49-14), #8703 Mary Star of the Sea (San Pedro, CA) (28-26), #10306 Cantwell-Sacred Heart (Montebello, CA) (41-32), #11329 Saddleback Valley Christian (San Juan Capistrano, CA) (34-28)										
318	<a href="#">Carpinteria (CA)</a> <a href="#">team preview</a> <a href="#">trend</a>	Southern	Citrus Coast	12	2-7	0-4 (5th)	0-2	-23.5	-10.3	40-45
WINS: #12790 Beverly Hills (CA) (57-6), #13151 Vasquez (Acton, CA) (40-14), LOSSES: #5086 Fillmore (CA) (47-0), #6069 Nordhoff (Ojai, CA) (45-7), #7576 St. Genevieve (Panorama City, CA) (42-7), #8126 Santa Paula (CA) (34-14), #8147 Santa Ynez (CA) (42-0), #11247 Hueneme (Oxnard, CA) (32-14), #11382 Kennedy [John F.] (Granada Hills, CA) (21-7)										
319	<a href="#">Big Bear (Big Bear City, CA)</a> <a href="#">team preview</a> <a href="#">trend</a>	Southern	Cross Valley	10	5-5	3-0 (1st)	0-0	-23.7	-23.9	35-62
WINS: #10506 Rialto (CA) (29-22), #13219 Riverside Prep (Oro Grande, CA) (15-13), #13664 Silver Valley (Yermo, CA) (33-6), #13869 San Bernardino (CA) (36-0), #14141 Excelsior (Victorville, CA) (62-8), LOSSES: #3320 Rio Hondo Prep (Arcadia, CA) (46-6), #7480 Laguna Beach (CA) (49-14), #10959 Twentynine Palms (CA) (34-13), #11599 Boron (CA) (20-14), #11643 Victor Valley (Victorville, CA) (21-12)										
320	<a href="#">Cornerstone Christian (Wildomar, CA)</a> <a href="#">team preview</a> <a href="#">trend</a>	Southern	South Valley	14	8-2	6-0 (1st)	7-0	-24.3	-37.8	32-63
WINS: #12658 California Military Institute (Perris, CA) (42-22), #13367 Santa Rosa Academy (Menifee, CA) (36-30), #13592 Temecula Prep (Winchester, CA) (35-14), #13647 Escondido Charter (Escondido, CA) (39-22), #13903 Bosco Tech [Don] (Rosemead, CA) (34-13), #13924 Nuvview Bridge (Nuevo, CA) (34-6), #14018 Hamilton (Anza, CA) (56-26), #14221 Sherman Indian (Riverside, CA) (35-10), LOSSES: #5899 Linfield Christian (Temecula, CA) (68-0), #10557 Viewpoint (Calabasas, CA) (33-6)										
321	<a href="#">Fairmont Prep (Anaheim, CA)</a> <a href="#">team preview</a> <a href="#">trend</a>	Southern	Academy	14	6-4	2-1 (2nd)	5-2	-24.5	-33.3	40-57
WINS: #13236 Webb (Claremont, CA) (35-8), #13367 Santa Rosa Academy (Menifee, CA) (48-8), #13708 Bolsa Grande (Garden Grove, CA) (27-3), #13806 Firebaugh (Lynwood, CA) (31-14), #14132 Southlands Christian (Rowland Heights, CA) (62-20), #14141 Excelsior (Victorville, CA) (63-6), LOSSES: #8703 Mary Star of the Sea (San Pedro, CA) (36-7), #10306 Cantwell-Sacred Heart (Montebello, CA) (48-26), #10698 Trinity Classical Academy (Valencia, CA) (28-22), #11186 Crean Lutheran (Irvine, CA) (48-39)										

322	<a href="#">San Gabriel (CA)</a> team preview trend	Southern	Almont	14	3-7	1-4 (5th)	1-2	-24.6	-13.7	44-56
WINS: #11359 Walnut (CA) (35-27), #12833 Glendale (CA) (33-6), #13633 Keppel [Mark] (Alhambra, CA) (38-21), LOSSES: #4513 Alhambra (CA) (33-6), #6791 Montebello (CA) (35-0), #8590 Bell Gardens (CA) (53-33), #9022 Rosemead (CA) (41-13), #10118 Ganesha (Pomona, CA) (36-28), #10537 Schurr (Montebello, CA) (56-21), #11714 Montclair (CA) (29-28)										
323	<a href="#">Westminster (CA)</a> team preview trend	Southern	Big 4	10	2-8	0-3 (4th)	0-3	-24.6	5.2	65-35
WINS: #5736 Whittier (CA) (forfeit), #13664 Silver Valley (Yermo, CA) (47-35), LOSSES: #1379 Kaiser [Henry J.] (Fontana, CA) (49-0), #2523 Orange (CA) (76-7), #3062 Segerstrom (Santa Ana, CA) (58-0), #3453 Marina (Huntington Beach, CA) (78-6), #3697 Katella (Anaheim, CA) (64-7), #8505 Ocean View (Huntington Beach, CA) (41-13), #9081 Garden Grove (CA) (22-0), #10581 Artesia (Lakewood, CA) (21-7)										
324	<a href="#">Salesian (Los Angeles, CA)</a> team preview trend	Southern	Angelus	11	1-9	0-3 (4th)	0-2	-24.8	3.8	51-48
WINS: #12979 Verbum Dei (Los Angeles, CA) (22-13), LOSSES: #1192 St. Francis (La Canada, CA) (56-0), #1930 Cathedral (Los Angeles, CA) (51-0), #2108 Crespi (Encino, CA) (70-7), #6489 Harvard-Westlake (Studio City, CA) (45-14), #7044 La Salle (Pasadena, CA) (46-6), #7576 St. Genevieve (Panorama City, CA) (41-0), #8602 St. Bernard (Playa del Rey, CA) (27-0), #8685 Rancho Christian (Temecula, CA) (28-6), #10306 Cantwell-Sacred Heart (Montebello, CA) (22-18)										
325	<a href="#">Lynwood (CA)</a> team preview trend	Southern	San Gabriel Valley	11	2-8	0-5 (6th)	0-1	-25.4	-4.9	52-47
WINS: #12990 Savanna (Anaheim, CA) (23-15), #13942 New Designs Watts (Los Angeles, CA) (34-0), LOSSES: #584 Paramount (CA) (68-0), #2791 Warren (Downey, CA) (56-6), #3492 Downey (CA) (49-0), #7181 Dominguez (Compton, CA) (35-21), #7565 Sonora (La Habra, CA) (27-6), #8526 Manual Arts (Los Angeles, CA) (48-14), #9328 Gahr [Richard] (Cerritos, CA) (31-13), #13372 Jordan [David Starr] (Los Angeles, CA) (21-7)										
326	<a href="#">Godinez [Hector G.] (Santa Ana, CA)</a> team preview trend	Southern	Pac 4	12	1-9	0-3 (4th)	0-2	-26.7	1.4	70-29
WINS: #9224 Magnolia (Anaheim, CA) (forfeit), LOSSES: #3062 Segerstrom (Santa Ana, CA) (53-0), #3541 Western (Anaheim, CA) (77-6), #5000 St. Pius X-St. Matthias (Downey, CA) (40-14), #5409 Santa Monica (CA) (49-0), #7480 Laguna Beach (CA) (42-6), #8084 Valley (Santa Ana, CA) (21-7), #8505 Ocean View (Huntington Beach, CA) (32-12), #10373 Rancho Alamitos (Garden Grove, CA) (24-20), #10778 Jurupa Valley (CA) (22-14)										
327	<a href="#">Cathedral City (CA)</a> team preview trend	Southern	Desert Valley	14	2-8	2-5 (t 5th)	2-2	-26.7	-19.9	41-58
WINS: #13241 Desert Hot Springs (CA) (33-19), #14082 Desert Mirage (Thermal, CA) (48-0), LOSSES: #3974 Palm Desert (CA) (40-0), #7465 Poly (Pasadena, CA) (42-7), #8061 Coachella Valley (Thermal, CA) (42-0), #8610 Yucca Valley (CA) (27-0), #10461 Banning (CA) (32-13), #10959 Twentynine Palms (CA) (26-20), #13365 Indio (CA) (forfeit), #13898 Perris (CA) (forfeit)										
328	<a href="#">La Puente (CA)</a> team preview trend	Southern	Miramonte	14	3-7	1-3 (4th)	2-4	-27.1	-21.6	49-51
WINS: #13154 Gladstone (Covina, CA) (33-7), #13247 Workman (City of Industry, CA) (42-6), #13395 Garey (Pomona, CA) (56-0), LOSSES: #9022 Rosemead (CA) (42-15), #9188 Loara (Anaheim, CA) (22-20), #9523 Pomona (CA) (38-6), #10118 Ganesha (Pomona, CA) (28-7), #11540 Wilson [Glen A.] (Hacienda Heights, CA) (31-28), #11964 Pioneer (Whittier, CA) (45-32), #12462 Bassett (La Puente, CA) (29-23)										
329	<a href="#">Los Amigos (Fountain Valley, CA)</a> team preview trend	Southern	Garden Grove	14	3-7	1-4 (5th)	3-2	-27.2	-18.7	46-54
WINS: #11734 Costa Mesa (CA) (27-21), #13381 Saddleback (Santa Ana, CA) (14-0), #13708 Bolsa Grande (Garden Grove, CA) (33-10), LOSSES: #6858 Dana Hills (Dana Point, CA) (27-7), #8505 Ocean View (Huntington Beach, CA) (19-13), #9081 Garden Grove (CA) (19-0), #9188 Loara (Anaheim, CA) (34-0), #10373 Rancho Alamitos (Garden Grove, CA) (14-7), #11403 Santiago (Garden Grove, CA) (25-15), #13113 La Quinta (Westminster, CA) (29-21)										
330	<a href="#">Indian Springs (San Bernardino, CA)</a> team preview trend	Southern	Mountain Valley	14	2-8	1-5 (6th)	1-2	-27.6	-9.9	48-52
WINS: #13395 Garey (Pomona, CA) (20-13), #13869 San Bernardino (CA) (29-12), LOSSES: #3086 Moreno Valley (CA) (42-0), #5182 Vista del Lago (Moreno Valley, CA) (45-0), #5899 Linfield Christian (Temecula, CA) (56-0), #7674 Miller [A. B.] (Fontana, CA) (35-6), #9355 Patriot (Riverside, CA) (28-6), #9934 Rubidoux (Riverside, CA) (41-27), #10110 Chino (CA) (13-6), #11255 Pacific (San Bernardino, CA) (16-0)										



331	<a href="#">Bassett (La Puente, CA) team preview trend</a>	Southern	Miramonte	14	3-7	2-2 (3rd)	2-2	-27.8	-11.5	56-44
-----	--	----------	-----------	----	-----	-----------	-----	-------	-------	-------

WINS: #7458 Sierra Vista (Baldwin Park, CA) (forfeit), #12397 La Puente (CA) (29-23), #13395 Garey (Pomona, CA) (30-13), LOSSES: #3725 Adelanto (CA) (42-7), #6043 Franklin [Benjamin] (Los Angeles, CA) (63-0), #7579 South Pasadena (CA) (41-0), #9523 Pomona (CA) (37-18), #10118 Ganesha (Pomona, CA) (35-21), #10581 Artesia (Lakewood, CA) (39-23), #13247 Workman (City of Industry, CA) (35-30)

332	<a href="#">La Sierra (Riverside, CA) team preview trend</a>	Southern	River Valley	14	2-8	0-5 (6th)	2-2	-28.1	-11.3	43-57
-----	--	----------	--------------	----	-----	-----------	-----	-------	-------	-------

WINS: #13869 San Bernardino (CA) (42-0), #13897 Perris (CA) (27-0), LOSSES: #2123 Norte Vista (Riverside, CA) (64-0), #3923 Hillcrest (Riverside, CA) (64-0), #5772 Ramona (Riverside, CA) (34-0), #9355 Patriot (Riverside, CA) (54-0), #10270 Bloomington (CA) (30-7), #10506 Rialto (CA) (63-45), #10778 Jurupa Valley (CA) (40-28), #10916 Canyon Springs (Moreno Valley, CA) (13-0)

333	<a href="#">Duarte (CA) team preview trend</a>	Southern	Montview	14	5-5	2-3 (t 4th)	3-3	-28.4	-25.2	37-60
-----	--	----------	----------	----	-----	-------------	-----	-------	-------	-------

WINS: #13125 Angelou [Maya] (Los Angeles, CA) (31-12), #13151 Vasquez (Acton, CA) (13-12), #13154 Gladstone (Covina, CA) (14-7), #13531 Nogales (La Puente, CA) (37-34), #13633 Keppel [Mark] (Alhambra, CA) (49-21), LOSSES: #3320 Rio Hondo Prep (Arcadia, CA) (42-0), #7503 Sierra Vista (Baldwin Park, CA) (40-29), #10557 Viewpoint (Calabasas, CA) (40-0), #13183 Azusa (CA) (29-26), #13247 Workman (City of Industry, CA) (43-36)

334	<a href="#">University (Irvine, CA) team preview trend</a>	Southern	Pacific Coast	12	0-10	0-5 (6th)	0-3	-28.5	3	61-39
-----	--	----------	---------------	----	------	-----------	-----	-------	---	-------

WINS: none, LOSSES: #3062 Segerstrom (Santa Ana, CA) (57-0), #3697 Katella (Anaheim, CA) (50-0), #5826 Portola (Irvine, CA) (46-14), #6227 Laguna Hills (CA) (42-8), #6697 Northwood (Irvine, CA) (39-14), #6705 Beckman [Arnold O.] (Irvine, CA) (27-13), #8418 Woodbridge (Irvine, CA) (42-0), #8505 Ocean View (Huntington Beach, CA) (40-26), #8639 Kennedy [John F.] (La Palma, CA) (43-6), #10185 Irvine (CA) (39-7)

335	<a href="#">Littlerock (CA) team preview trend</a>	Southern	Golden	13	2-8	2-5 (6th)	1-0	-28.7	-10	43-54
-----	--	----------	--------	----	-----	-----------	-----	-------	-----	-------

WINS: #12906 Eastside (Lancaster, CA) (18-6), #13842 Lancaster (CA) (2-0), LOSSES: #3984 Palmdale (CA) (41-0), #4091 Highland (Palmdale, CA) (70-0), #6411 Quartz Hill (CA) (48-0), #7893 Antelope Valley (Lancaster, CA) (38-0), #8647 St. Monica (Santa Monica, CA) (2-0), #9167 Granite Hills (Apple Valley, CA) (55-0), #10752 Knight [William J.] (Palmdale, CA) (20-6), #12384 Rosamond (CA) (36-24)

336	<a href="#">Cabrillo (Lompoc, CA) team preview trend</a>	Southern	Channel	12	0-10	0-5 (6th)	0-1	-28.9	4.1	44-56
-----	--	----------	---------	----	------	-----------	-----	-------	-----	-------

WINS: none, LOSSES: #3102 Santa Barbara (CA) (53-9), #3111 Lompoc (CA) (63-0), #3701 Bishop Diego [Garcia] (Santa Barbara, CA) (51-6), #5107 Rio Mesa (Oxnard, CA) (48-6), #7466 Nipomo (CA) (28-6), #8022 Buena (Ventura, CA) (49-21), #8158 Dos Pueblos (Goleta, CA) (40-13), #8147 Santa Ynez (CA) (41-14), #9274 San Marcos (Santa Barbara, CA) (46-0), #9946 Pioneer Valley (Santa Maria, CA) (32-7)

337	<a href="#">California Military Institute (Perris, CA) team preview trend</a>	Southern	South Valley	14	5-5	5-1 (2nd)	5-2	-29.6	-30.3	46-50
-----	---	----------	--------------	----	-----	-----------	-----	-------	-------	-------

WINS: #13367 Santa Rosa Academy (Menifee, CA) (34-14), #13592 Temecula Prep (Winchester, CA) (30-22), #13924 Nuview Bridge (Nuevo, CA) (44-12), #14018 Hamilton (Anza, CA) (42-12), #14221 Sherman Indian (Riverside, CA) (62-8), LOSSES: #5972 Montgomery (San Diego, CA) (54-0), #8297 Calvary Chapel (Santa Ana, CA) (63-12), #10270 Bloomington (CA) (63-8), #11186 Crean Lutheran (Irvine, CA) (38-28), #12072 Cornerstone Christian (Wildomar, CA) (42-22)

338	<a href="#">Cerritos (CA) team preview trend</a>	Southern	605	14	2-8	0-3 (4th)	2-4	-29.7	-15	54-45
-----	--	----------	-----	----	-----	-----------	-----	-------	-----	-------

WINS: #13708 Bolsa Grande (Garden Grove, CA) (47-19), #13806 Firebaugh (Lynwood, CA) (46-8), LOSSES: #5000 St. Pius X-St. Matthias (Downey, CA) (48-7), #5826 Portola (Irvine, CA) (46-24), #6697 Northwood (Irvine, CA) (40-15), #8505 Ocean View (Huntington Beach, CA) (48-14), #9275 Glenn [John] (Norwalk, CA) (50-34), #10581 Artesia (Lakewood, CA) (47-21), #11964 Pioneer (Whittier, CA) (30-12), #12790 Beverly Hills (CA) (22-20)

339	<a href="#">Village Christian (Sun Valley, CA) team preview trend</a>	Southern	Olympic	13	2-8	1-3 (4th)	1-0	-30.8	-17.1	47-46
-----	---	----------	---------	----	-----	-----------	-----	-------	-------	-------

WINS: #12792 Whittier Christian (La Habra, CA) (64-14), #14076 Desert (Edwards AFB, CA) (47-13), LOSSES: #8203 Valley Christian (Cerritos, CA) (55-32), #8647 St. Monica (Santa Monica, CA) (52-14), #8703 Mary Star of the Sea (San Pedro, CA) (58-12), #8906 Heritage Christian (Northridge, CA) (34-6), #9230 Maranatha (Pasadena, CA) (48-30),



#10842 Campbell Hall (North Hollywood, CA) (46-16), #11186 Crean Lutheran (Irvine, CA) (38-27), #11964 Pioneer (Whittier, CA) (40-39)

340	<a href="#">Beverly Hills (CA)</a> <a href="#">team preview</a> <a href="#">trend</a>	Southern	Ocean	14	3-7	0-5 (6th)	2-0	-30.9	-8.1	45-54
-----	--	----------	-------	----	-----	--------------	-----	-------	------	-------

WINS: #12661 Cerritos (CA) (22-20), #13806 Firebaugh (Lynwood, CA) (36-18), #14218 Sotomayor [Sonia M.] (Los Angeles, CA) (68-18), LOSSES: #333 Culver City (CA) (55-0), #764 Lawndale (CA) (63-0), #5409 Santa Monica (CA) (52-9), #6088 El Segundo (CA) (41-8), #8431 Gardena (CA) (46-8), #9613 Hawthorne (CA) (43-6), #11983 Carpinteria (CA) (57-6)

341	<a href="#">Whittier Christian (La Habra, CA)</a> <a href="#">team preview</a> <a href="#">trend</a>	Southern	Olympic	13	3-7	0-4 (5th)	0-2	-30.9	-21.4	48-46
-----	---	----------	---------	----	-----	--------------	-----	-------	-------	-------

WINS: #13151 Vasquez (Acton, CA) (25-7), #13664 Silver Valley (Yermo, CA) (29-0), #14121 O'Farrell (San Diego, CA) (35-7), LOSSES: #8203 Valley Christian (Cerritos, CA) (51-21), #8703 Mary Star of the Sea (San Pedro, CA) (45-0), #8906 Heritage Christian (Northridge, CA) (42-6), #9230 Maranatha (Pasadena, CA) (32-19), #10118 Ganesha (Pomona, CA) (65-41), #10306 Cantwell-Sacred Heart (Montebello, CA) (31-25), #12783 Village Christian (Sun Valley, CA) (64-14)

342	<a href="#">Glendale (CA)</a> <a href="#">team preview</a> <a href="#">trend</a>	Southern	Pacific	13	1-9	0-6 (7th)	0-0	-31.3	2.5	59-40
-----	---	----------	---------	----	-----	--------------	-----	-------	-----	-------

WINS: #13246 Mendez [Felicitas & Gonzalo] (Los Angeles, CA) (11-6), LOSSES: #1098 Crescenta Valley (La Crescenta, CA) (28-0), #1220 Muir [John] (Pasadena, CA) (2-0), #3859 Pasadena (CA) (41-0), #4464 Burbank (CA) (27-0), #5430 Burroughs [John] (Burbank, CA) (49-6), #6111 Arcadia (CA) (46-7), #10297 La Canada (CA) (33-3), #10607 Capistrano Valley Christian (San Juan Capistrano, CA) (36-7), #12105 San Gabriel (CA) (33-6)

343	<a href="#">Eastside (Lancaster, CA)</a> <a href="#">team preview</a> <a href="#">trend</a>	Southern	Golden	13	1-9	1-6 (7th)	0-2	-32	-7.6	49-49
-----	--	----------	--------	----	-----	--------------	-----	-----	------	-------

WINS: #13842 Lancaster (CA) (48-8), LOSSES: #3984 Palmdale (CA) (35-0), #4091 Highland (Palmdale, CA) (63-0), #6069 Nordhoff (Ojai, CA) (56-0), #6411 Quartz Hill (CA) (63-0), #7579 South Pasadena (CA) (13-6), #7893 Antelope Valley (Lancaster, CA) (49-0), #10752 Knight [William J.] (Palmdale, CA) (47-12), #12074 Bernstein [Helen] (Hollywood, CA) (28-8), #12560 Littlerock (CA) (18-6)

344	<a href="#">Verbum Dei (Los Angeles, CA)</a> <a href="#">team preview</a> <a href="#">trend</a>	Southern	Santa Fe	14	2-8	1-2 (3rd)	2-4	-32.8	-14.3	46-51
-----	--	----------	----------	----	-----	--------------	-----	-------	-------	-------

WINS: #13806 Firebaugh (Lynwood, CA) (34-16), #13903 Bosco Tech [Don] (Rosemead, CA) (38-20), LOSSES: #5000 St. Pius X-St. Matthias (Downey, CA) (46-12), #5720 Xavier Prep (Palm Desert, CA) (59-0), #8602 St. Bernard (Playa del Rey, CA) (52-0), #8647 St. Monica (Santa Monica, CA) (21-0), #8703 Mary Star of the Sea (San Pedro, CA) (35-0), #9230 Maranatha (Pasadena, CA) (34-0), #11418 Centennial (Compton, CA) (27-19), #12125 Salesian (Los Angeles, CA) (22-13)

345	<a href="#">Savanna (Anaheim, CA)</a> <a href="#">team preview</a> <a href="#">trend</a>	Southern	Orange	12	2-8	1-4 (5th)	0-1	-32.8	-14.4	46-54
-----	---	----------	--------	----	-----	--------------	-----	-------	-------	-------

WINS: #13270 Morningside (Inglewood, CA) (28-25), #13809 Century (Santa Ana, CA) (38-24), LOSSES: #3697 Katella (Anaheim, CA) (49-7), #7841 Troy (Fullerton, CA) (68-0), #8084 Valley (Santa Ana, CA) (41-3), #9242 Magnolia (Anaheim, CA) (45-10), #9275 Glenn [John] (Norwalk, CA) (54-20), #10373 Rancho Alamitos (Garden Grove, CA) (30-24), #11506 Anaheim (CA) (34-21), #12211 Lynwood (CA) (23-15)

346	<a href="#">La Quinta (Westminster, CA)</a> <a href="#">team preview</a> <a href="#">trend</a>	Southern	Garden Grove	13	3-7	2-3 (4th)	0-4	-34	-22.3	43-57
-----	---	----------	--------------	----	-----	--------------	-----	-----	-------	-------

WINS: #12407 Los Amigos (Fountain Valley, CA) (29-21), #13708 Bolsa Grande (Garden Grove, CA) (6-0), #13809 Century (Santa Ana, CA) (35-13), LOSSES: #8084 Valley (Santa Ana, CA) (21-12), #9188 Loara (Anaheim, CA) (21-0), #10373 Rancho Alamitos (Garden Grove, CA) (38-14), #11403 Santiago (Garden Grove, CA) (35-7), #11506 Anaheim (CA) (42-14), #11519 Estancia (Costa Mesa, CA) (20-7), #11734 Costa Mesa (CA) (35-7)

347	<a href="#">Vasquez (Acton, CA)</a> <a href="#">team preview</a> <a href="#">trend</a>	Southern	Prep	14	3-7	1-1 (2nd)	2-3	-34.4	-16.9	48-46
-----	---	----------	------	----	-----	--------------	-----	-------	-------	-------

WINS: #7411 Poly (Pasadena, CA) (forfeit), #13183 Azusa (CA) (12-7), #13236 Webb (Claremont, CA) (28-19), LOSSES: #3320 Rio Hondo Prep (Arcadia, CA) (49-7), #8126 Santa Paula (CA) (49-0), #10698 Trinity Classical Academy (Valencia, CA) (26-18), #10842 Campbell Hall (North Hollywood, CA) (38-0), #11983 Carpinteria (CA) (40-14), #12533 Duarte (CA) (13-12), #12792 Whittier Christian (La Habra, CA) (25-7)

348	<a href="#">Gladstone (Covina, CA)</a> <a href="#">team preview</a> <a href="#">trend</a>	Southern	Montview	14	3-7	2-3 (t 4th)	3-5	-34.5	-26.2	38-62
-----	--	----------	----------	----	-----	----------------	-----	-------	-------	-------

WINS: #13183 Azusa (CA) (28-14), #13247 Workman (City of Industry, CA) (28-7), #13850 Mountain View (El Monte, CA) (49-10), LOSSES: #7503 Sierra Vista (Baldwin Park, CA) (56-0), #8703 Mary Star of the Sea (San Pedro, CA) (27-12), #11359 Walnut (CA) (38-8), #11964 Pioneer (Whittier, CA) (20-12), #12397 La Puente (CA) (33-7), #12533 Duarte (CA) (14-7), #13531 Nogales (La Puente, CA) (32-22)

349	Azusa (CA) team preview trend	Southern	Montview	14	4-6	3-2 (t 2nd)	2-4	-34.9	-22	45-55
-----	----------------------------------	----------	----------	----	-----	----------------	-----	-------	-----	-------

WINS: #7458 Sierra Vista (Baldwin Park, CA) (forfeit), #12533 Duarte (CA) (29-26), #13395 Garey (Pomona, CA) (21-13), #13531 Nogales (La Puente, CA) (28-8), LOSSES: #5651 Orange Vista (Perris, CA) (58-0), #8290 Ontario (CA) (52-21), #10118 Ganesha (Pomona, CA) (31-8), #13151 Vasquez (Acton, CA) (12-7), #13154 Gladstone (Covina, CA) (28-14), #13247 Workman (City of Industry, CA) (21-20)

350	Riverside Prep (Oro Grande, CA) team preview trend	Southern	Cross Valley	14	4-6	2-1 (2nd)	1-5	-35.5	-33.3	36-61
-----	---	----------	--------------	----	-----	--------------	-----	-------	-------	-------

WINS: #13664 Silver Valley (Yermo, CA) (17-14), #13957 Desert Christian (Bermuda Dunes, CA) (72-18), #14111 Calvary Chapel Christian (Las Vegas, NV) (59-0), #14141 Excelsior (Victorville, CA) (53-3), LOSSES: #5826 Portola (Irvine, CA) (44-0), #9167 Granite Hills (Apple Valley, CA) (41-0), #10607 Capistrano Valley Christian (San Juan Capistrano, CA) (31-12), #12000 Big Bear (Big Bear City, CA) (15-13), #13236 Webb (Claremont, CA) (23-12), #13903 Bosco Tech [Don] (Rosemead, CA) (21-18)

351	Webb (Claremont, CA) team preview trend	Southern	San Joaquin	14	4-6	0-3 (4th)	2-4	-35.8	-27.1	44-53
-----	--	----------	-------------	----	-----	--------------	-----	-------	-------	-------

WINS: #12532 Stevenson [Robert Louis] (Pebble Beach, CA) (33-24), #13219 Riverside Prep (Oro Grande, CA) (23-12), #14132 Southlands Christian (Rowland Heights, CA) (48-6), #14141 Excelsior (Victorville, CA) (19-7), LOSSES: #3149 St. Margaret's (San Juan Capistrano, CA) (56-0), #10607 Capistrano Valley Christian (San Juan Capistrano, CA) (28-21), #10842 Campbell Hall (North Hollywood, CA) (49-8), #11329 Saddleback Valley Christian (San Juan Capistrano, CA) (38-6), #12094 Fairmont Prep (Anaheim, CA) (35-8), #13151 Vasquez (Acton, CA) (28-19)

352	Desert Hot Springs (CA) team preview trend	Southern	Desert Valley	14	2-8	2-5 (t 5th)	2-3	-35.8	-20.2	40-60
-----	---	----------	---------------	----	-----	----------------	-----	-------	-------	-------

WINS: #13366 Indio (CA) (13-7), #14082 Desert Mirage (Thermal, CA) (34-0), LOSSES: #8061 Coachella Valley (Thermal, CA) (34-12), #8610 Yucca Valley (CA) (40-6), #9435 Arroyo Valley (San Bernardino, CA) (42-0), #10461 Banning (CA) (12-6), #10778 Jurupa Valley (CA) (30-6), #10959 Twentynine Palms (CA) (37-6), #11250 Arrowhead Christian (Redlands, CA) (46-13), #12367 Cathedral City (CA) (33-19)

353	Workman (City of Industry, CA) team preview trend	Southern	Montview	14	5-5	3-2 (t 2nd)	4-3	-35.9	-29.9	29-71
-----	--	----------	----------	----	-----	----------------	-----	-------	-------	-------

WINS: #12462 Bassett (La Puente, CA) (35-30), #12533 Duarte (CA) (43-36), #13183 Azusa (CA) (21-20), #13531 Nogales (La Puente, CA) (57-56), #13850 Mountain View (El Monte, CA) (34-22), LOSSES: #7503 Sierra Vista (Baldwin Park, CA) (88-31), #11540 Wilson [Glen A.] (Hacienda Heights, CA) (49-13), #12397 La Puente (CA) (42-6), #13154 Gladstone (Covina, CA) (28-7), #13395 Garey (Pomona, CA) (40-7)

354	Morningside (Inglewood, CA) team preview trend	Southern	Pioneer	13	1-9	0-5 (6th)	0-1	-36.2	-8	50-48
-----	---	----------	---------	----	-----	--------------	-----	-------	----	-------

WINS: #13464 Los Angeles (CA) (18-14), LOSSES: #2174 Inglewood (CA) (48-0), #3586 North (Torrance, CA) (55-0), #6735 South (Torrance, CA) (49-6), #7181 Dominguez (Compton, CA) (57-6), #8375 West (Torrance, CA) (43-0), #10537 Schurr (Montebello, CA) (57-33), #10698 Trinity Classical Academy (Valencia, CA) (28-25), #11932 Torrance (CA) (42-13), #12990 Savanna (Anaheim, CA) (28-25)

355	Indio (CA) team preview trend	Southern	Desert Valley	14	2-8	2-5 (t 5th)	2-1	-37.5	-16	43-57
-----	----------------------------------	----------	---------------	----	-----	----------------	-----	-------	-----	-------

WINS: #12391 Cathedral City (CA) (forfeit), #14082 Desert Mirage (Thermal, CA) (41-8), LOSSES: #6898 Brawley (CA) (43-7), #7939 Shadow Hills (Indio, CA) (49-0), #8061 Coachella Valley (Thermal, CA) (54-25), #8393 Tahquitz (Hemet, CA) (14-13), #8610 Yucca Valley (CA) (42-21), #10461 Banning (CA) (51-0), #10959 Twentynine Palms (CA) (46-0), #13241 Desert Hot Springs (CA) (13-7)

356	Santa Rosa Academy (Menifee, CA) team preview trend	Southern	South Valley	14	3-6	3-2 (3rd)	3-4	-37.5	-21.3	56-33
-----	--	----------	--------------	----	-----	--------------	-----	-------	-------	-------

WINS: #13592 Temecula Prep (Winchester, CA) (24-14), #13924 Nuvview Bridge (Nuevo, CA) (40-20), #14018 Hamilton (Anza, CA) (28-20), LOSSES: #1098 Crescenta Valley (La Crescenta, CA) (70-0), #5826 Portola (Irvine, CA) (35-8), #10301 Johnson [Hiram] (Sacramento, CA) (42-8), #12072 Cornerstone Christian (Wildomar, CA) (36-30), #12094 Fairmont Prep (Anaheim, CA) (48-8), #12658 California Military Institute (Perris, CA) (34-14)

357	Saddleback (Santa	Southern	Orange Coast	14	1-9	0-5	1-2	-37.7	-10	52-48
-----	-------------------	----------	--------------	----	-----	-----	-----	-------	-----	-------



	Ana, CA) team preview trend					(6th)				
WINS: #13809 Century (Santa Ana, CA) (27-13), LOSSES: #2523 Orange (CA) (49-14), #6795 Santa Ana (CA) (42-0), #6858 Dana Hills (Dana Point, CA) (50-7), #8084 Valley (Santa Ana, CA) (28-0), #8297 Calvary Chapel (Santa Ana, CA) (53-0), #9230 Maranatha (Pasadena, CA) (42-16), #11519 Estancia (Costa Mesa, CA) (34-0), #11734 Costa Mesa (CA) (35-14), #12407 Los Amigos (Fountain Valley, CA) (14-0)										
358	Garey (Pomona, CA) team preview trend	Southern	Miramonte	13	3-7	0-4 (5th)	0-0	-37.9	-25.5	40-60
WINS: #7458 Sierra Vista (Baldwin Park, CA) (forfeit), #13247 Workman (City of Industry, CA) (40-7), #14132 Southlands Christian (Rowland Heights, CA) (47-6), LOSSES: #9523 Pomona (CA) (41-14), #10118 Ganesha (Pomona, CA) (49-32), #11714 Montclair (CA) (34-19), #12397 La Puente (CA) (56-0), #12440 Indian Springs (San Bernardino, CA) (20-13), #12462 Bassett (La Puente, CA) (30-13), #13183 Azusa (CA) (21-13)										
359	Nogales (La Puente, CA) team preview trend	Southern	Montview	13	1-9	1-4 (6th)	0-1	-39.9	-17.6	44-56
WINS: #13154 Gladstone (Covina, CA) (32-22), LOSSES: #6785 Rowland (Rowland Heights, CA) (52-27), #7503 Sierra Vista (Baldwin Park, CA) (54-15), #7859 Arroyo (El Monte, CA) (63-14), #9616 Baldwin Park (CA) (22-0), #10431 South El Monte (CA) (33-7), #11359 Walnut (CA) (40-0), #12533 Duarte (CA) (37-34), #13183 Azusa (CA) (28-8), #13247 Workman (City of Industry, CA) (57-56)										
360	Temecula Prep (Winchester, CA) team preview trend	Southern	South Valley	14	4-6	3-3 (4th)	3-4	-41.1	-41.5	33-62
WINS: #13647 Escondido Charter (Escondido, CA) (15-10), #13924 Nuview Bridge (Nuevo, CA) (35-0), #14018 Hamilton (Anza, CA) (36-0), #14221 Sherman Indian (Riverside, CA) (59-0), LOSSES: #8685 Rancho Christian (Temecula, CA) (54-0), #12072 Cornerstone Christian (Wildomar, CA) (35-14), #12658 California Military Institute (Perris, CA) (30-22), #13367 Santa Rosa Academy (Menifee, CA) (24-14), #13806 Firebaugh (Lynwood, CA) (22-20), #14141 Excelsior (Victorville, CA) (8-7)										
361	Keppel [Mark] (Alhambra, CA) team preview trend	Southern	Almont	14	1-9	0-5 (6th)	1-4	-42.1	-15.8	47-51
WINS: #13806 Firebaugh (Lynwood, CA) (36-34), LOSSES: #4513 Alhambra (CA) (59-0), #6791 Montebello (CA) (47-0), #8590 Bell Gardens (CA) (62-6), #10537 Schurr (Montebello, CA) (52-20), #10607 Capistrano Valley Christian (San Juan Capistrano, CA) (62-13), #11063 Gabrielino (San Gabriel, CA) (35-13), #11877 Temple City (CA) (38-14), #12105 San Gabriel (CA) (38-21), #12533 Duarte (CA) (49-21)										
362	Silver Valley (Yermo, CA) team preview trend	Southern	Cross Valley	12	4-6	1-2 (3rd)	0-0	-42.7	-38.1	30-66
WINS: #13924 Nuview Bridge (Nuevo, CA) (7-0), #14078 Lake Mead Academy (Henderson, NV) (13-6), #14132 Southlands Christian (Rowland Heights, CA) (26-0), #14141 Excelsior (Victorville, CA) (20-0), LOSSES: #11599 Boron (CA) (35-13), #11957 Sports Leadership & Management (Henderson, NV) (33-12), #12000 Big Bear (Big Bear City, CA) (33-6), #12109 Westminster (CA) (47-35), #12792 Whittier Christian (La Habra, CA) (29-0), #13219 Riverside Prep (Oro Grande, CA) (17-14)										
363	Western Christian (Upland, CA) team preview trend	Southern	Ambassador	14	4-6	1-4 (5th)	3-2	-43.1	-30	36-60
WINS: #13897 Perris (CA) (24-20), #13957 Desert Christian (Bermuda Dunes, CA) (21-14), #14141 Excelsior (Victorville, CA) (41-14), #14221 Sherman Indian (Riverside, CA) (41-8), LOSSES: #1919 Aquinas (San Bernardino, CA) (70-6), #4683 Ontario Christian (Ontario, CA) (49-0), #5899 Linfield Christian (Temecula, CA) (82-0), #11250 Arrowhead Christian (Redlands, CA) (50-20), #13924 Nuview Bridge (Nuevo, CA) (19-16), #14018 Hamilton (Anza, CA) (49-25)										
364	Bolsa Grande (Garden Grove, CA) team preview trend	Southern	Garden Grove	14	1-9	0-5 (6th)	1-6	-43.7	-21	50-50
WINS: #13903 Bosco Tech [Don] (Rosemead, CA) (29-12), LOSSES: #6697 Northwood (Irvine, CA) (40-0), #9188 Loara (Anaheim, CA) (35-0), #9242 Magnolia (Anaheim, CA) (41-13), #10373 Rancho Alamitos (Garden Grove, CA) (20-6), #11403 Santiago (Garden Grove, CA) (38-15), #12094 Fairmont Prep (Anaheim, CA) (27-3), #12407 Los Amigos (Fountain Valley, CA) (33-10), #12661 Cerritos (CA) (47-19), #13113 La Quinta (Westminster, CA) (6-0)										
365	Firebaugh (Lynwood, CA) team preview trend	Southern	Academy	14	2-8	1-2 (3rd)	2-6	-45.6	-33.2	35-64
WINS: #13592 Temecula Prep (Winchester, CA) (22-20), #14132 Southlands Christian (Rowland Heights, CA) (36-0), LOSSES: #10698 Trinity Classical Academy (Valencia, CA) (50-28), #11586 Buena Park (CA) (40-6), #12094 Fairmont										

Prep (Anaheim, CA) (31-14), #12661 Cerritos (CA) (46-8), #12790 Beverly Hills (CA) (36-18), #12979 Verbum Dei (Los Angeles, CA) (34-16), #13246 Mendez [Felicita & Gonzalo] (Los Angeles, CA) (14-0), #13633 Keppel [Mark] (Alhambra, CA) (36-34)

366	<a href="#">Century (Santa Ana, CA) team preview trend</a>	Southern	Orange	14	0-10	0-5 (6th)	0-5	-45.6	-15.8	54-46
-----	--	----------	--------	----	------	-----------	-----	-------	-------	-------

WINS: none, LOSSES: #3697 Katella (Anaheim, CA) (78-0), #8084 Valley (Santa Ana, CA) (46-0), #8703 Mary Star of the Sea (San Pedro, CA) (54-7), #9242 Magnolia (Anaheim, CA) (41-14), #10607 Capistrano Valley Christian (San Juan Capistrano, CA) (41-34), #11403 Santiago (Garden Grove, CA) (43-21), #11506 Anaheim (CA) (49-14), #12990 Savanna (Anaheim, CA) (38-24), #13113 La Quinta (Westminster, CA) (35-13), #13381 Saddleback (Santa Ana, CA) (27-13)

367	<a href="#">Lancaster (CA) team preview trend</a>	Southern	Golden	12	0-9	0-7 (8th)	0-0	-46.6	-5.1	46-44
-----	---	----------	--------	----	-----	-----------	-----	-------	------	-------

WINS: none, LOSSES: #3984 Palmdale (CA) (57-0), #4091 Highland (Palmdale, CA) (72-0), #6411 Quartz Hill (CA) (57-0), #7586 California City (CA) (38-0), #7893 Antelope Valley (Lancaster, CA) (44-0), #8203 Valley Christian (Cerritos, CA) (41-6), #10752 Knight [William J.] (Palmdale, CA) (45-2), #12560 Littlerock (CA) (2-0), #12906 Eastside (Lancaster, CA) (48-8)

368	<a href="#">Mountain View (El Monte, CA) team preview trend</a>	Southern	Mission Valley	14	0-10	0-5 (6th)	0-3	-46.8	-10.8	55-43
-----	---	----------	----------------	----	------	-----------	-----	-------	-------	-------

WINS: none, LOSSES: #2630 El Monte (CA) (46-0), #7044 La Salle (Pasadena, CA) (48-6), #7579 South Pasadena (CA) (53-13), #7859 Arroyo (El Monte, CA) (43-6), #9022 Rosemead (CA) (42-6), #10431 South El Monte (CA) (41-14), #11063 Gabrielino (San Gabriel, CA) (35-0), #11877 Temple City (CA) (28-7), #13154 Gladstone (Covina, CA) (49-10), #13247 Workman (City of Industry, CA) (34-22)

369	<a href="#">San Bernardino (CA) team preview trend</a>	Southern	Mountain Valley	14	0-10	0-6 (7th)	0-5	-47.3	-10.7	47-53
-----	--	----------	-----------------	----	------	-----------	-----	-------	-------	-------

WINS: none, LOSSES: #3086 Moreno Valley (CA) (62-6), #5182 Vista del Lago (Moreno Valley, CA) (77-0), #7674 Miller [A. B.] (Fontana, CA) (40-0), #9435 Arroyo Valley (San Bernardino, CA) (47-13), #9934 Rubidoux (Riverside, CA) (56-21), #11250 Arrowhead Christian (Redlands, CA) (40-7), #11255 Pacific (San Bernardino, CA) (48-12), #12000 Big Bear (Big Bear City, CA) (36-0), #12440 Indian Springs (San Bernardino, CA) (29-12), #12498 La Sierra (Riverside, CA) (42-0)

370	<a href="#">Perris (CA) team preview trend</a>	Southern	Inland Valley	14	1-9	0-5 (6th)	1-2	-47.8	-7.8	49-51
-----	--	----------	---------------	----	-----	-----------	-----	-------	------	-------

WINS: #12391 Cathedral City (CA) (forfeit), LOSSES: #2196 Beaumont (CA) (59-0), #3028 North [John W.] (Riverside, CA) (51-8), #5651 Orange Vista (Perris, CA) (52-0), #5859 Rim of the World (Lake Arrowhead, CA) (50-0), #8394 Poly (Riverside, CA) (38-0), #10916 Canyon Springs (Moreno Valley, CA) (42-0), #11723 Lakeside (Lake Elsinore, CA) (38-14), #12498 La Sierra (Riverside, CA) (27-0), #13680 Western Christian (Upland, CA) (24-20)

371	<a href="#">Bosco Tech [Don] (Rosemead, CA) team preview trend</a>	Southern	Santa Fe	14	1-9	0-3 (4th)	1-6	-48	-25.6	49-49
-----	--	----------	----------	----	-----	-----------	-----	-----	-------	-------

WINS: #13219 Riverside Prep (Oro Grande, CA) (21-18), LOSSES: #5000 St. Pius X-St. Matthias (Downey, CA) (56-0), #8602 St. Bernard (Playa del Rey, CA) (45-0), #10306 Cantwell-Sacred Heart (Montebello, CA) (55-0), #11063 Gabrielino (San Gabriel, CA) (6-0), #12072 Cornerstone Christian (Wildomar, CA) (34-13), #12979 Verbum Dei (Los Angeles, CA) (38-20), #13246 Mendez [Felicita & Gonzalo] (Los Angeles, CA) (27-14), #13708 Bolsa Grande (Garden Grove, CA) (29-12), #14132 Southlands Christian (Rowland Heights, CA) (8-0)

372	<a href="#">Nuview Bridge (Nuevo, CA) team preview trend</a>	Southern	South Valley	14	3-6	2-4 (5th)	3-5	-48.7	-39.4	35-52
-----	--	----------	--------------	----	-----	-----------	-----	-------	-------	-------

WINS: #13680 Western Christian (Upland, CA) (19-16), #14018 Hamilton (Anza, CA) (34-0), #14221 Sherman Indian (Riverside, CA) (39-12), LOSSES: #10270 Bloomington (CA) (57-0), #12072 Cornerstone Christian (Wildomar, CA) (34-6), #12658 California Military Institute (Perris, CA) (44-12), #13367 Santa Rosa Academy (Menifee, CA) (40-20), #13592 Temecula Prep (Winchester, CA) (35-0), #13664 Silver Valley (Yermo, CA) (7-0)

373	<a href="#">Desert Christian (Bermuda Dunes, CA) team preview trend</a>	Southern	Ambassador	14	1-9	0-5 (6th)	1-3	-50.1	-16.8	57-41
-----	---	----------	------------	----	-----	-----------	-----	-------	-------	-------

WINS: #14132 Southlands Christian (Rowland Heights, CA) (26-24), LOSSES: #1919 Aquinas (San Bernardino, CA) (82-0), #4683 Ontario Christian (Ontario, CA) (77-6), #5899 Linfield Christian (Temecula, CA) (85-0), #7724 Vincent Memorial (Calxico, CA) (52-0), #10698 Trinity Classical Academy (Valencia, CA) (64-12), #11250 Arrowhead Christian (Redlands, CA) (46-6), #13219 Riverside Prep (Oro Grande, CA) (72-18), #13667 Calipatria (CA) (29-21), #13680 Western Christian (Upland, CA) (21-14)

374	<a href="#">Hamilton (Anza, CA) team preview trend</a>	Southern	South Valley	14	3-7	1-5	2-5	-52.1	-41	36-59
-----	--	----------	--------------	----	-----	-----	-----	-------	-----	-------

	<a href="#">CA</a> <a href="#">team preview</a> <a href="#">trend</a>					(6th)				
<b>WINS:</b> #13680 <a href="#">Western Christian (Upland, CA) (49-25)</a> , #14117 Army-Navy (Carlsbad, CA) (31-8), #14221 Sherman Indian (Riverside, CA) (70-20), <b>LOSSES:</b> #10703 Palo Verde Valley (Blythe, CA) (56-6), #12072 Cornerstone Christian (Wildomar, CA) (56-26), #12658 California Military Institute (Perris, CA) (42-12), #13367 Santa Rosa Academy (Menifee, CA) (28-20), #13592 Temecula Prep (Winchester, CA) (36-0), #13647 Escondido Charter (Escondido, CA) (34-28), #13924 Nuview Bridge (Nuevo, CA) (34-0)										
375	<a href="#">Desert Mirage (Thermal, CA)</a> <a href="#">team preview</a> <a href="#">trend</a>	Southern	<a href="#">Desert Valley</a>	14	0-10	0-7 (8th)	0-3	-55.1	-16.3	45-55
<b>WINS:</b> none, <b>LOSSES:</b> #7943 West Valley (Hemet, CA) (55-0), #8061 Coachella Valley (Thermal, CA) (55-0), #8610 Yucca Valley (CA) (2-0), #9115 Holtville (CA) (55-6), #10461 Banning (CA) (56-0), #10703 Palo Verde Valley (Blythe, CA) (42-0), #10959 Twentynine Palms (CA) (51-0), #12367 Cathedral City (CA) (48-0), #13241 Desert Hot Springs (CA) (34-0), #13366 Indio (CA) (41-8)										
376	<a href="#">Southlands Christian (Rowland Heights, CA)</a> <a href="#">team preview</a> <a href="#">trend</a>	Southern	<a href="#">Academy</a>	14	2-8	0-3 (4th)	1-6	-58.3	-37.1	36-62
<b>WINS:</b> #13903 <a href="#">Bosco Tech [Don] (Rosemead, CA) (8-0)</a> , #14076 <a href="#">Desert (Edwards AFB, CA) (20-14)</a> , <b>LOSSES:</b> #10607 Capistrano Valley Christian (San Juan Capistrano, CA) (49-12), #10698 Trinity Classical Academy (Valencia, CA) (50-0), #12094 Fairmont Prep (Anaheim, CA) (62-20), #13236 Webb (Claremont, CA) (48-6), #13395 Garey (Pomona, CA) (47-6), #13664 Silver Valley (Yermo, CA) (26-0), #13806 Firebaugh (Lynwood, CA) (36-0), #13957 Desert Christian (Bermuda Dunes, CA) (26-24)										
377	<a href="#">Excelsior (Victorville, CA)</a> <a href="#">team preview</a> <a href="#">trend</a>	Southern	<a href="#">Cross Valley</a>	13	1-8	0-3 (4th)	0-1	-59.2	-33.1	39-50
<b>WINS:</b> #13592 <a href="#">Temecula Prep (Winchester, CA) (8-7)</a> , <b>LOSSES:</b> #5859 Rim of the World (Lake Arrowhead, CA) (61-0), #12000 Big Bear (Big Bear City, CA) (62-8), #12094 Fairmont Prep (Anaheim, CA) (63-6), #13219 Riverside Prep (Oro Grande, CA) (53-3), #13236 Webb (Claremont, CA) (19-7), #13664 Silver Valley (Yermo, CA) (20-0), #13680 Western Christian (Upland, CA) (41-14), #14117 Army-Navy (Carlsbad, CA) (21-2)										
378	<a href="#">Sherman Indian (Riverside, CA)</a> <a href="#">team preview</a> <a href="#">trend</a>	Southern	<a href="#">South Valley</a>	14	0-8	0-5 (7th)	0-6	-70	-34.3	38-41
<b>WINS:</b> none, <b>LOSSES:</b> #8297 Calvary Chapel (Santa Ana, CA) (62-12), #12072 Cornerstone Christian (Wildomar, CA) (35-10), #12658 California Military Institute (Perris, CA) (62-8), #12807 San Ysidro (San Diego, CA) (54-0), #13592 Temecula Prep (Winchester, CA) (59-0), #13680 Western Christian (Upland, CA) (41-8), #13924 Nuview Bridge (Nuevo, CA) (39-12), #14018 Hamilton (Anza, CA) (70-20)										



10932 Pine Street  
Los Alamitos, California 90720

Telephone: (562) 493-9500  
FAX: (562) 493-6266

## CIF SOUTHERN SECTION COUNCIL PROPOSAL FORM\*\*

In accordance with Blue Book Article 3, Bylaw 30.1, the following proposal is submitted for Council consideration.

“CIF Southern Section Council may entertain proposals submitted to the governing body on the appropriate proposal form from duly appointed advisory committees, leagues or the Executive Committee.” *All items coming before the Southern Section Council must contain the financial implications on member schools, leagues and the Southern Section.*

Date: January 8, 2020

**Submitted by:**

Name of representative: Steven Hemenway

School of representative: La Serna HS Telephone: 562-698-8121 x6081

**Check one of the following:**

☒ League Proposal. Name of League: Del Rio League

☐ Advisory Committee Proposal. Committee Name: \_\_\_\_\_

☐ Executive Committee Proposal. Submitted by: \_\_\_\_\_

**Rule Change:**

Rule Number Affected: 504.M

Implementation Date: 2021

**Abstract:** (Please add any supporting documents.)

\_\_\_\_\_

**Council First Read:** 1-28-2020

**Council Action Date:** 3-31-2020

**Date Proposal will take effect on member schools:** 2021

See reverse side for additional information.

**Proposal Number**

SS 610



**Financial Impact on Member School and Southern Section (Attach an analysis and supporting documents):**

Financial Impact on Member School and Southern: Those participating in these events should not incur additional expense, however, they may actually receive an increase return on their investment. Teams are typically in attendance for the awards ceremonies on Sundays.

All Council Proposals must be submitted according to the timelines published in the Blue Book. If they are not received in a timely manner, they will be postponed until the next meeting.

Council Proposals that do not contain the information in the fields provided on both pages will not be considered.

Sport advisory committees are advised to confine their proposals to the sport(s) under their advisement. Any proposals that do not affect Articles 1400 – 3100 must contain a rationale as to why the sport advisory committee is requesting action.

**Procedure for Proposed Bylaw Changes:**

1. Identify the bylaw, by number, to be changed or eliminated.
2. Type the bylaw, using normal font face, for language that will remain unchanged.
3. Use strikethrough to identify language to be eliminated or changed.
4. Identify proposed language using bold type.

The Del Rio League proposes the following changes to the CIF-SS bylaws.

Bylaw 504. M. Sundays

Proposed language:

In order to provide at least one day of respite from involvement in interscholastic athletics each week, no interscholastic games or practices are to be held on Sunday.

ADD: Exception: In the sport of Traditional Competitive Cheer –Only those schools that participate in NHSCC may have a one-time exemption for that event once per year, provided approval from the CIF-SS office is granted.

RATIONALE: In TCC, the season of sport is much longer than that of any other sport. Cheerleaders also do not participate in traditional head-to-head competition in their leagues like other sports do. National-level competitions have provided wonderful opportunities for these high school athletes to compete and be seen by college recruiters. These athletes will miss the important opportunities that they have had prior to CIF inclusion. (Asking these competitions to move away from their Sunday spot is difficult as they require large venues.)

\*The National High School Cheerleading Championship (NHSCC) is considered by most to be the most prestigious cheerleading championship in the country. It is also the only cheerleading championship endorsed by the NFHS. An estimated eight hundred of the most advanced teams, representing about 31 states will compete at the Walt Disney Resort in Orlando, Florida. ESPN and ESPN2 are expected to televise the event in 32 countries and is expected to reach 100 million homes.

---

## CIF SOUTHERN SECTION COUNCIL PROPOSAL FORM\*\*

In accordance with Blue Book Article 3, Bylaw 30.1, the following proposal is submitted for Council consideration.

“CIF Southern Section Council may entertain proposals submitted to the governing body on the appropriate proposal form from duly appointed advisory committees, leagues or the Executive Committee.” *All items coming before the Southern Section Council must contain the financial implications on member schools, leagues and the Southern Section.*

Date: 1/8/2020

**Submitted by:**

Name of representative: Eric Henninger

School of representative: Garden Grove Telephone: 714-663-6115

**Check one of the following:**

☐ League Proposal. Name of League: \_\_\_\_\_

☒ Advisory Committee Proposal. Committee Name: Swimming and Diving

☐ Executive Committee Proposal. Submitted by: \_\_\_\_\_

**Rule Change:**

Rule Number Affected: 3320.4

Implementation Date: 2020-2021

**Abstract:** (Please add any supporting documents.)

This proposal will create competitive equity based divisions by school in the sport of Swimming/Diving. Currently, playoff divisions are created by league achievement rather than individual school performance.

A critical piece of this is that leagues must submit league finals results must be submitted after completion of their league meet. This is already done by most leagues for pre-verification for the CIF Championships.

Proposed Language:

Boys and Girls Swimming and Diving– ~~Divisions formulated every two years by tabulating points earned, by league, in the Southern Section Swimming and Diving Championships using #1 through #36 qualifiers in each event. Boys and Girls are always placed in the same division.~~

**Divisions formulated every year by individual team competitive equity. Competitive equity will be calculated by finding the best times for each swimmer in their two events at their league finals and the Southern Section Swimming and Diving Championships and assigning the corresponding point value in the NISCA Power Point tables. Points will be totaled for each team and teams will be rated in a list. The CIF office will determine how many teams will be in each division and assign the proper amount to each division. Boys and Girls will always be placed in the division fitting the higher rated program. Leagues MUST submit exported results in .HY3 or .SD3 format before the completion of the CIF Championship meet.**

**Council First Read:** 1/28/2020

**Council Action Date:** 3/31/2020

**Date Proposal will take effect on member schools:** 2020-2021

See reverse side for additional information.

**Financial Impact on Member School and Southern Section (Attach an analysis and supporting documents):**

All Council Proposals must be submitted according to the timelines published in the Blue Book. If they are not received in a timely manner, they will be postponed until the next meeting.

Council Proposals that do not contain the information in the fields provided on both pages will not be considered.

Sport advisory committees are advised to confine their proposals to the sport(s) under their advisement. Any proposals that do not affect Articles 1400 – 3100 must contain a rationale as to why the sport advisory committee is requesting action.

**Procedure for Proposed Bylaw Changes:**

1. Identify the bylaw, by number, to be changed or eliminated.
2. Type the bylaw, using normal font face, for language that will remain unchanged.
3. Use strikethrough to identify language to be eliminated or changed.
4. Identify proposed language using bold type.

For example, if a league wants to address the color of jerseys in basketball, the proposal may read:

The \_\_\_\_\_ League proposes the following changes to the basketball bylaws.  
(your league name)

Bylaw 1623 Color of Jerseys

# Swimming Proposal A

## Make Playoff Divisions Based on Power Rankings of Individual Teams

All leagues will be required to submit league finals results to CIF. Using software to analyze results, each swimmer will be scored by their best 2 individual results as found in league, CIF, and invitational data. The same shall be done for relay results for the team. Each team will then have points accumulated for their 4 best swimmers in each event.

Scoring will be based on the NISCA table which assigns a point value

Freelance teams will be ranked only by CIF results.

Steps needed to create power rankings:

1. Data Collection
  1. League Finals data is collected from each league
  2. CIF data is collected from championships
2. Data Analysis
  1. Each school will have 4 swimmers measured from each individual event and 1 team per relay event (rationale - 4 scoring entries is standard for championship meets)
  2. Each of those swimmers and teams will have their best result found in league prelims/finals and also CIF prelims/finals and have that result scored based on the NISCA Power Point table.
    1. Note - the swimmers to analyze will be based on league finals entries, but the final points for each swimmer will not necessarily come from those events. If a swimmer scores 120 points at League Finals in the 200 free and 130 points at the CIF Championships in the 200 IM, they will get 130 points but they will count as a 200 free swimmer. This is simply to get maximum representation from each team by basing it on their league finals where they are sure to maximize their entries.
  3. Points will be accumulated for each girls team and each boys team. The gender with the higher number of points will be the point value for the school. Those points will be sorted to rank teams from top to bottom and CIF will have the responsibility of drawing the lines that separate the divisions at their discretion.

Rationale: Making divisions based on competitive equity has produced positive results in team sports. There is no doubt that individual sports can have the same success as long as a way to determine divisions. This method will do that for Swimming.

# Swimming and Diving - Power Rankings Proposal A - Sample Data

Team	Current Division	League	Girls Points	Boys Points	Higher Value (boys vs girls)	Division based on 2019 data *Not proposed division
Santa Margarita	1	Trinity	4307	4400	4400	1
Northwood	1	Pacific Coast	3316	4392	4392	1
Mater Dei	1	Trinity	3996	4382	4382	1
Aliso Niguel	1	South Coast	3444	4332	4332	1
Valencia-Valencia	1	Foothill	3464	4285	4285	1
Los Alamitos	1	Surf	4018	4257	4257	1
University	1	Pacific Coast	2739	4185	4185	1
Loyola	1	Mission	0	4167	4167	1
Foothill	1	Crestview	3194	4152	4152	1
Tesoro	1	South Coast	4134	3928	4134	1
Harvard-Westlake	1	Mission	1713	4110	4110	1
Beckman, Arnold	1	Pacific Coast	2975	4037	4037	1
Irvine	1	Pacific Coast	3055	3985	3985	1
Newport Harbor	1	Surf	2761	3965	3965	1
La Canada	2	Rio Hondo	3173	3965	3965	1
Mira Costa	2	Bay	2869	3880	3880	1
San Marcos	2	Channel	2995	3877	3877	1
San Clemente	1	South Coast	3295	3864	3864	1
Diamond Bar	4	Mt. Baldy	2472	3864	3864	1
Edison	1	Wave	3275	3847	3847	1
Peninsula	2	Bay	2870	3800	3800	1
Brea Olinda	1	Crestview	2798	3786	3786	1
Damien	2	Baseline	0	3775	3775	1
Murrieta Valley	2	Southwestern	2087	3769	3769	1
Agoura	2	Coastal Canyon	1999	3757	3757	1
Hart	1	Foothill	3490	3748	3748	1
Huntington Beach	1	Wave	2277	3731	3731	1
Lutheran-Orange	1	Trinity	3722	2843	3722	1
Mark Keppel	3	Almont	2257	3688	3688	1
Wilson-Long Beach	2	Moore	3348	3665	3665	1

<b>West Ranch</b>	1	Foothill	1818	3647	3647	1
<b>Santiago-Corona</b>	2	Big VIII	2856	3621	3621	1
<b>Woodbridge</b>	1	Pacific Coast	3587	3208	3587	1
<b>Ventura</b>	3	Pacific View	2520	3584	3584	1
<b>Portola</b>	1	Pacific Coast	2459	3582	3582	1
<b>Quartz Hill</b>	4	Golden	1714	3582	3582	1
<b>Redondo Union</b>	2	Bay	3223	3571	3571	1
<b>Crescenta Valley</b>	3	Pacific	2160	3452	3452	1
<b>Arcadia</b>	3	Pacific	2166	3431	3431	1
<b>Chino Hills</b>	2	Baseline	1293	3416	3416	1
<b>Fountain Valley</b>	1	Surf	3412	3311	3412	1
<b>Poly-Riverside</b>	2	Ivy	2676	3311	3311	1
<b>Gabrielino</b>	3	Almont	2265	3304	3304	1
<b>Ayala, Ruben</b>	2	Palomares	2782	3302	3302	1
<b>Roosevelt, Eleanor</b>	2	Big VIII	2201	3283	3283	1
<b>Villa Park</b>	2	North Hills	2654	3271	3271	1
<b>King, Martin Luther</b>	2	Big VIII	2815	3262	3262	1
<b>Notre Dame-SO</b>	1	Mission	2412	3229	3229	1
<b>Oaks Christian</b>	2	Marmonte	1303	3229	3229	1
<b>San Marino</b>	2	Rio Hondo	2430	3197	3197	2
<b>Walnut</b>	3	Hacienda	3159	3197	3197	2
<b>Poly-Long Beach</b>	2	Moore	3187	2544	3187	2
<b>Dana Hills</b>	1	South Coast	2766	3176	3176	2
<b>Rio Mesa</b>	3	Pacific View	1268	3155	3155	2
<b>Laguna Beach</b>	1	Wave	3151	2918	3151	2
<b>Westlake</b>	2	Marmonte	3129	2699	3129	2
<b>Saugus</b>	1	Foothill	2357	3114	3114	2
<b>Great Oak</b>	2	Southwestern	3101	2960	3101	2
<b>Beaumont</b>	4	Mountain Pass	2093	3075	3075	2
<b>Redlands</b>	2	Citrus Belt	1994	3065	3065	2
<b>Centennial-Corona</b>	2	Big VIII	1750	3033	3033	2
<b>Camarillo</b>	2	Coastal Canyon	2894	3016	3016	2
<b>Millikan</b>	2	Moore	2490	3015	3015	2
<b>Temescal Canyon</b>	2	Ivy	1921	2951	2951	2
<b>Elsinore</b>	2	Ivy	1207	2947	2947	2



<b>Troy</b>	3	Freeway	1936	2931	2931	2
<b>Viewpoint</b>	3	Gold Coast	2153	2928	2928	2
<b>South Pasadena</b>	2	Rio Hondo	1779	2906	2906	2
<b>Dos Pueblos</b>	2	Channel	2620	2888	2888	2
<b>Palos Verdes</b>	2	Bay	1629	2878	2878	2
<b>Wilson-Hacienda Heights</b>	3	Valle Vista	636	2875	2875	2
<b>Yorba Linda</b>	2	North Hills	1425	2867	2867	2
<b>Los Osos</b>	2	Baseline	2603	2856	2856	2
<b>Corona del Mar</b>	1	Surf	2022	2851	2851	2
<b>Cerritos</b>	3	605	1364	2828	2828	2
<b>Valencia-Placentia</b>	3	Empire	1362	2821	2821	2
<b>Murrieta Mesa</b>	2	Southwestern	1640	2810	2810	2
<b>Upland</b>	2	Baseline	1754	2807	2807	2
<b>Canyon-Anaheim</b>	1	Crestview	2742	2533	2742	2
<b>Flintridge Prep</b>	3	Prep	2073	2730	2730	2
<b>Citrus Valley</b>	2	Citrus Belt	1933	2723	2723	2
<b>Glendora</b>	2	Palomares	2723	2455	2723	2
<b>Costa Mesa</b>	3	Orange Coast	1140	2703	2703	2
<b>El Dorado</b>	2	North Hills	1708	2698	2698	2
<b>Claremont</b>	2	Palomares	2694	2073	2694	2
<b>St. John Bosco</b>	1	Trinity	0	2690	2690	2
<b>Bonita</b>	2	Palomares	2592	2665	2665	2
<b>Santa Barbara</b>	2	Channel	2001	2652	2652	2
<b>St. Francis</b>	1	Mission	0	2630	2630	2
<b>Servite</b>	1	Trinity	0	2628	2628	2
<b>San Dimas</b>	3	Valle Vista	1333	2580	2580	2
<b>West Torrance</b>	4	Pioneer	1864	2580	2580	2
<b>Santa Monica</b>	3	Ocean	2572	2251	2572	2
<b>Sunny Hills</b>	3	Freeway	2567	1666	2567	2
<b>Thousand Oaks</b>	2	Marmonte	2509	2558	2558	2
<b>Downey</b>	3	San Gabriel Valley	1751	2544	2544	2
<b>Rancho Cucamonga</b>	2	Baseline	1030	2532	2532	2
<b>Cypress</b>	3	Empire	1623	2532	2532	2
<b>La Serna</b>	3	Del Rio	1807	2503	2503	2
<b>Burbank</b>	3	Pacific	587	2500	2500	2

<b>Laguna Hills</b>	1	South Coast	1780	2484	2484	2
<b>Santa Ynez</b>	2	Channel	1111	2477	2477	2
<b>Buckley</b>	3	Prep	279	2412	2412	2
<b>El Segundo</b>	3	Ocean	2021	2408	2408	2
<b>Redlands East Valley</b>	2	Citrus Belt	2357	1664	2357	2
<b>Esperanza</b>	1	Crestview	2341	2281	2341	2
<b>Marina</b>	1	Wave	1839	2332	2332	2
<b>Vista Murrieta</b>	2	Southwestern	2324	2076	2324	2
<b>Foothill Technology</b>	4	Tri-Valley	1340	2273	2273	2
<b>Crespi</b>	1	Mission	0	2214	2214	2
<b>Rowland</b>	3	Valle Vista	2211	2052	2211	2
<b>South Torrance</b>	4	Pioneer	1891	2195	2195	2
<b>Paloma Valley</b>	4	Sunbelt	1052	2156	2156	2
<b>JSerra</b>	1	Trinity	1933	2152	2152	2
<b>Kennedy</b>	3	Empire	1320	2129	2129	2
<b>St. Lucys</b>	2	Baseline	2113	0	2113	2
<b>Newbury Park</b>	2	Marmonte	2089	1972	2089	2
<b>Temecula Valley</b>	2	Southwestern	1564	2061	2061	2
<b>Tustin</b>	3	Empire	605	2053	2053	3
<b>Royal</b>	2	Coastal Canyon	2051	1640	2051	3
<b>La Quinta-Westminster</b>	4	Garden Grove	1241	2042	2042	3
<b>Corona</b>	2	Big VIII	872	2024	2024	3
<b>Chaparral</b>	2	Southwestern	1132	2007	2007	3
<b>Torrance</b>	4	Pioneer	1090	2000	2000	3
<b>Katella</b>	4	Orange	730	1985	1985	3
<b>North Torrance</b>	4	Pioneer	636	1983	1983	3
<b>Baldwin Park</b>	3	Valle Vista	200	1982	1982	3
<b>Canyon-Canyon Country</b>	1	Foothill	740	1981	1981	3
<b>El Modena</b>	2	North Hills	1303	1934	1934	3
<b>Sonora</b>	3	Freeway	1726	1926	1926	3
<b>Malibu</b>	4	Citrus Coast	930	1898	1898	3
<b>Immaculate Heart</b>	3	Sunshine	1888	0	1888	3
<b>Schurr</b>	3	Almont	1481	1884	1884	3
<b>Charter Oak</b>	3	Hacienda	662	1875	1875	3
<b>Aleman</b>	1	Mission	1543	1867	1867	3

<b>Etiwanda</b>	2	Baseline	1855	1673	1855	3
<b>Alta Loma</b>	2	Palomares	1125	1848	1848	3
<b>Marlborough</b>	3	Sunshine	1831	0	1831	3
<b>Calvary Chapel-Santa Ana</b>	3	Orange Coast	945	1820	1820	3
<b>Ramona</b>	4	River Valley	403	1802	1802	3
<b>Lakewood</b>	2	Moore	1794	924	1794	3
<b>San Gabriel</b>	3	Almont	553	1789	1789	3
<b>Culver City</b>	3	Ocean	865	1757	1757	3
<b>Buena</b>	3	Pacific View	1028	1747	1747	3
<b>Hemet</b>	4	Mountain Pass	1746	1535	1746	3
<b>Patriot</b>	4	River Valley	1285	1708	1708	3
<b>Pacifica-Garden Grove</b>	3	Empire	1153	1694	1694	3
<b>Temple City</b>	2	Rio Hondo	1685	1227	1685	3
<b>Yucaipa</b>	2	Citrus Belt	1674	1463	1674	3
<b>Hoover</b>	3	Pacific	672	1665	1665	3
<b>Oxnard</b>	3	Pacific View	1441	1654	1654	3
<b>Garden Grove</b>	4	Golden West	1329	1619	1619	3
<b>Chadwick</b>	3	Prep	924	1610	1610	3
<b>Warren</b>	3	San Gabriel Valley	1171	1600	1600	3
<b>Bolsa Grande</b>	4	Garden Grove	435	1586	1586	3
<b>Hillcrest</b>	4	River Valley	1086	1586	1586	3
<b>La Habra</b>	3	Freeway	983	1567	1567	3
<b>Monrovia</b>	2	Rio Hondo	815	1564	1564	3
<b>Segerstrom</b>	4	Golden West	791	1564	1564	3
<b>Cajon</b>	2	Citrus Belt	455	1515	1515	3
<b>Knight</b>	4	Golden	425	1495	1495	3
<b>El Rancho</b>	3	Del Rio	786	1477	1477	3
<b>Cabrillo-Lompoc</b>	2	Channel	884	1458	1458	3
<b>Santa Fe</b>	3	Del Rio	1458	924	1458	3
<b>Heritage</b>	4	Sunbelt	606	1411	1411	3
<b>Whittier</b>	3	Del Rio	546	1352	1352	3
<b>Poly-Pasadena</b>	3	Prep	1342	1214	1342	3
<b>Valley View</b>	2	Ivy	1107	1340	1340	3
<b>Oxford Academy</b>	3	605	539	1326	1326	3
<b>Norco</b>	2	Big VIII	1323	802	1323	3

<b>Whitney</b>	3	605	954	1316	1316	3
<b>Burroughs-Burbank</b>	3	Pacific	1059	1313	1313	3
<b>Los Amigos</b>	4	Garden Grove	14	1280	1280	3
<b>Colony</b>	2	Palomares	691	1278	1278	3
<b>Pasadena</b>	3	Pacific	812	1276	1276	3
<b>Western</b>	4	Golden West	337	1245	1245	3
<b>Northview</b>	3	Valle Vista	325	1243	1243	3
<b>Los Altos</b>	3	Hacienda	613	1241	1241	3
<b>Highland</b>	4	Golden	729	1241	1241	3
<b>California</b>	3	Del Rio	144	1224	1224	3
<b>Fullerton</b>	3	Freeway	1112	1211	1211	3
<b>Loma Linda Academy</b>	4	Ambassador	470	1211	1211	3
<b>Rancho Alamitos</b>	4	Garden Grove	334	1205	1205	3
<b>Bishop Amat</b>	3	Del Rey	1200	838	1200	3
<b>Cate</b>	4	Tri-Valley	822	1198	1198	3
<b>West Valley</b>	4	Mountain Pass	429	1153	1153	3
<b>Glendale</b>	3	Pacific	1141	909	1141	3
<b>Aquinas</b>	4	Ambassador	274	1134	1134	3
<b>Jurupa Valley</b>	4	River Valley	784	1133	1133	3
<b>Lancaster</b>	4	Golden	304	1124	1124	3
<b>Estancia</b>	3	Orange Coast	539	1117	1117	3
<b>Summit</b>	4	Sunkist	285	1116	1116	3
<b>Crossroads</b>	3	Gold Coast	982	1110	1110	3
<b>Rosemead</b>	3	Prep	798	1107	1107	3
<b>Mayfield</b>	3	Prep	1096	0	1096	3
<b>Canyon Springs</b>	4	Inland Valley	1092	785	1092	3
<b>Paramount</b>	3	San Gabriel Valley	962	1082	1082	3
<b>La Salle</b>	3	Del Rey	1081	1070	1081	3
<b>Arlington</b>	4	Inland Valley	540	1070	1070	3
<b>Ocean View</b>	4	Golden West	934	1068	1068	3
<b>Maranatha</b>	4	Olympic	961	1068	1068	3
<b>South Hills</b>	3	Hacienda	866	1067	1067	3
<b>Villanova Prep</b>	4	Tri-Valley	934	1064	1064	3
<b>Notre Dame-Riverside</b>	4	Inland Valley	534	1060	1060	3
<b>La Reina</b>	4	Tri-Valley	1046	0	1046	3

<b>Flintridge Sacred Heart</b>	1	Mission	1027	0	1027	3
<b>Covina</b>	3	Valle Vista	1021	919	1021	3
<b>Nordhoff</b>	4	Citrus Coast	1019	946	1019	3
<b>Westminster</b>	4	Golden West	349	990	990	3
<b>Santa Paula</b>	4	Citrus Coast	470	990	990	3
<b>Moorpark</b>	2	Coastal Canyon	988	204	988	3
<b>Montclair</b>	4	Mt. Baldy	217	986	986	3
<b>Blair</b>	2	Rio Hondo	55	970	970	3
<b>Crean Lutheran</b>	3	Empire	865	968	968	3
<b>Alhambra</b>	3	Almont	948	681	948	3
<b>Calabasas</b>	2	Marmonte	935	912	935	3
<b>Lompoc</b>	2	Channel	553	933	933	3
<b>Tahquitz</b>	4	Mountain Pass	504	931	931	3
<b>Rosary</b>	1	Trinity	894	0	894	3
<b>Archer School for Girls</b>	4	Coastal	890	0	890	3
<b>Marymount</b>	3	Sunshine	881	0	881	3
<b>Westridge</b>	3	Prep	879	0	879	3
<b>Beverly Hills</b>	3	Ocean	868	690	868	3
<b>Jordan</b>	2	Moore	33	865	865	3
<b>Ontario</b>	4	Mt. Baldy	242	855	855	3
<b>Chino</b>	4	Mt. Baldy	302	851	851	4
<b>Louisville</b>	3	Sunshine	840	0	840	4
<b>Arroyo Valley</b>	4	Sunkist	56	828	828	4
<b>Brentwood</b>	3	Gold Coast	551	792	792	4
<b>La Mirada</b>	3	San Gabriel Valley	358	792	792	4
<b>Chaminade</b>	1	Mission	737	786	786	4
<b>Carpinteria</b>	4	Citrus Coast	475	775	775	4
<b>Montebello</b>	3	Almont	758	310	758	4
<b>Channel Islands</b>	3	Pacific View	232	754	754	4
<b>North, JW</b>	4	Sunbelt	352	737	737	4
<b>Cabrillo-Long Beach</b>	2	Moore	165	734	734	4
<b>Gahr</b>	3	San Gabriel Valley	383	718	718	4
<b>Golden Valley</b>	1	Foothill	701	692	701	4
<b>Woodcrest Christian</b>	4	Ambassador	687	259	687	4
<b>Pacifica-Oxnard</b>	3	Pacific View	555	667	667	4

<b>Lakeside</b>	4	Sunbelt	644	129	644	4
<b>Trinity Classical Academy</b>	4	Heritage	636	195	636	4
<b>Grand Terrace</b>	4	Sunkist	634	538	634	4
<b>Grace Brethren</b>	4	Tri-Valley	435	596	596	4
<b>Moreno Valley</b>	4	Mountain Valley	155	587	587	4
<b>San Bernardino</b>	4	Mountain Valley	82	581	581	4
<b>La Sierra</b>	4	River Valley	403	569	569	4
<b>Campbell Hall</b>	3	Gold Coast	133	566	566	4
<b>Perris</b>	4	Inland Valley	548	535	548	4
<b>Don Lugo</b>	4	Mt. Baldy	365	524	524	4
<b>Indian Springs</b>	4	Mountain Valley	521	482	521	4
<b>Santiago-Garden Grove</b>	4	Garden Grove	515	168	515	4
<b>West Covina</b>	3	Hacienda	350	512	512	4
<b>Western Christian</b>	4	Ambassador	200	511	511	4
<b>Chaffey</b>	4	Mt. Baldy	128	502	502	4
<b>St. Joseph-Lakewood</b>	3	Del Rey	501	0	501	4
<b>Mary Star of the Sea</b>	3	Del Rey	341	492	492	4
<b>Sierra Canyon</b>	3	Gold Coast	448	484	484	4
<b>Buena Park</b>	3	Freeway	483	344	483	4
<b>Santa Ana</b>	3	Orange Coast	71	476	476	4
<b>Citrus Hill</b>	4	Mountain Pass	242	451	451	4
<b>Bloomington</b>	4	Sunkist	20	437	437	4
<b>Godinez</b>	4	Golden West	50	436	436	4
<b>Fillmore</b>	4	Citrus Coast	412	427	427	4
<b>Savanna</b>	4	Orange	217	420	420	4
<b>Fontana</b>	4	Sunkist	153	415	415	4
<b>Linfield Christian</b>	4	Ambassador	414	0	414	4
<b>Palmdale</b>	4	Golden	263	407	407	4
<b>Paraclete</b>	3	Gold Coast	45	405	405	4
<b>Orange</b>	3	Orange Coast	404	330	404	4
<b>Littlerock</b>	4	Golden	400	174	400	4
<b>Pacific</b>	4	Mountain Valley	55	400	400	4
<b>Vistamar</b>	4	Coastal	395	0	395	4
<b>Pioneer</b>	3	605	217	389	389	4
<b>Norte Vista</b>	4	River Valley	163	380	380	4



<b>Magnolia</b>	4	Orange	144	372	372	4
<b>St. Anthony</b>	3	Del Rey	369	189	369	4
<b>Bishop Montgomery</b>	3	Del Rey	366	253	366	4
<b>New Roads</b>	4	Coastal	0	354	354	4
<b>Cathedral</b>	3	Del Rey	0	353	353	4
<b>Windward</b>	3	Gold Coast	352	257	352	4
<b>Artesia</b>	3	605	118	351	351	4
<b>St. Bonaventure</b>	4	Tri-Valley	295	340	340	4
<b>Saddleback</b>	3	Orange Coast	103	319	319	4
<b>Wildwood</b>	4	Coastal	18	318	318	4
<b>Pomona Catholic</b>	3	Del Rey	312	0	312	4
<b>Hueneme</b>	4	Citrus Coast	294	103	294	4
<b>River Springs Charter School Magnolia</b>	4	Ambassador	0	280	280	4
<b>Loara</b>	4	Garden Grove	275	123	275	4
<b>Santa Clarita Christian</b>	4	Heritage	274	0	274	4
<b>Colton</b>	4	Sunkist	47	273	273	4
<b>St. Monica Academy</b>	4	Heritage	271	0	271	4
<b>Whittier Christian</b>	4	Olympic	271	134	271	4
<b>San Geronio</b>	4	Sunkist	189	270	270	4
<b>Ramona Convent</b>	3	Del Rey	259	0	259	4
<b>Orange Vista</b>	4	Inland Valley	23	255	255	4
<b>St. Pius X- St. Matthias Academy</b>	3	Del Rey	0	244	244	4
<b>Eastside</b>	4	Golden	242	216	242	4
<b>Notre Dame Academy</b>	3	Sunshine	223	0	223	4
<b>Arrowhead Christian</b>	4	Ambassador	212	162	212	4
<b>Laguna Blanca</b>	4	Tri Valley	206	0	206	4
<b>Bell Gardens</b>	3	Almont	190	203	203	4
<b>Rubidoux</b>	4	Mountain Valley	51	177	177	4
<b>Eisenhower</b>	4	Sunkist	172	98	172	4
<b>Santa Ana Valley</b>	4	Orange	146	55	146	4
<b>Cantwell-Sacred Heart of Mary</b>	3	Del Rey	0	144	144	4
<b>Valley Christian-Cerritos</b>	4	Olympic	137	121	137	4
<b>Palmdale Aerospace</b>	4	Heritage	18	126	126	4
<b>Muir</b>	3	Pacific	0	93	93	4

<b>Heritage Christian</b>	4	Olympic	0	82	82	4
<b>St. Bernard</b>	3	Del Rey	49	0	49	4
<b>Vasquez</b>	4	Heritage	0	28	28	4
<b>Antelope Valley</b>	4	Golden	22	0	22	4
<b>Santa Clara</b>	4	Tri-Valley	0	0	0	4

Some teams are missing due to their league not sending in results. Please note that results for 325 out of 359 teams were collected without a CIF rule requiring it. With the rule in place, there is no doubt that all data will be collected.

# REVISED POWER POINT TABLES // GIRLS

## 2014 REVISION

### SHORT COURSE YARDS

These are the tables to use in the NISCA National Dual Meet Team Ranking Program beginning with the 2014 - 2015 School Year. These tables replace the previous 1999 revision. These tables are organized in high school meet event order.

Individual Events - Girls (SCY)											Relays - Girls (SCY)			
POWER POINTS	200 FREE	200 I.M.	50 FREE	100 FLY	100 FREE	500 FREE	100 BACK	100 BREAST	6-DIVES	11-DIVES	POWER POINTS	200 MED REL	200 FREE REL	400 FREE REL
200	1:38.26	1:50.74	20.88	48.50	45.54	4:23.53	49.59	56.64	459.00	719.60	600	1:33.86	1:24.94	3:07.89
199	1:38.44	1:50.94	20.92	48.60	45.63	4:24.01	49.69	56.76	454.65	713.15	597	1:34.06	1:25.12	3:08.24
198	1:38.63	1:51.15	20.96	48.71	45.71	4:24.50	49.79	56.87	450.30	706.70	594	1:34.25	1:25.30	3:08.60
197	1:38.81	1:51.35	21.00	48.82	45.80	4:24.99	49.89	56.99	446.05	700.35	591	1:34.45	1:25.48	3:08.95
196	1:38.99	1:51.56	21.04	48.92	45.89	4:25.47	49.99	57.11	441.80	694.05	588	1:34.65	1:25.66	3:09.30
195	1:39.18	1:51.76	21.08	49.03	45.97	4:25.97	50.09	57.22	437.60	687.80	585	1:34.85	1:25.85	3:09.66
194	1:39.37	1:51.97	21.12	49.14	46.06	4:26.46	50.19	57.34	433.45	681.60	582	1:35.05	1:26.03	3:10.02
193	1:39.55	1:52.18	21.16	49.25	46.15	4:26.95	50.29	57.46	429.30	675.45	579	1:35.25	1:26.21	3:10.38
192	1:39.74	1:52.38	21.21	49.36	46.23	4:27.45	50.40	57.58	425.25	669.35	576	1:35.45	1:26.40	3:10.74
191	1:39.94	1:52.59	21.25	49.47	46.32	4:27.95	50.50	57.70	421.20	663.35	573	1:35.65	1:26.59	3:11.10
190	1:40.12	1:52.80	21.29	49.58	46.41	4:28.45	50.60	57.81	417.20	657.35	570	1:35.86	1:26.77	3:11.46
189	1:40.31	1:53.01	21.33	49.69	46.50	4:28.95	50.70	57.93	413.25	651.45	567	1:36.06	1:26.96	3:11.83
188	1:40.50	1:53.22	21.37	49.80	46.59	4:29.45	50.81	58.05	409.30	645.60	564	1:36.27	1:27.15	3:12.19
187	1:40.69	1:53.44	21.42	49.91	46.68	4:29.96	50.91	58.18	405.40	639.75	561	1:36.47	1:27.34	3:12.56
186	1:40.88	1:53.65	21.46	50.02	46.76	4:30.47	51.02	58.30	401.60	634.00	558	1:36.68	1:27.53	3:12.93
185	1:41.07	1:53.86	21.50	50.13	46.85	4:30.98	51.12	58.42	397.75	628.30	555	1:36.89	1:27.72	3:13.30
184	1:41.26	1:54.08	21.55	50.25	46.94	4:31.49	51.23	58.54	394.00	622.65	552	1:37.10	1:27.91	3:13.67
183	1:41.46	1:54.29	21.59	50.36	47.03	4:32.00	51.33	58.66	390.25	617.05	549	1:37.30	1:28.11	3:14.04
182	1:41.65	1:54.51	21.63	50.47	47.13	4:32.52	51.44	58.79	386.55	611.50	546	1:37.52	1:28.30	3:14.41
181	1:41.85	1:54.73	21.67	50.59	47.22	4:33.03	51.54	58.91	382.85	606.00	543	1:37.73	1:28.49	3:14.79
180	1:42.04	1:54.94	21.72	50.70	47.31	4:33.55	51.65	59.04	379.20	600.50	540	1:37.94	1:28.69	3:15.16
179	1:42.24	1:55.16	21.76	50.82	47.40	4:34.07	51.76	59.16	375.60	595.15	537	1:38.15	1:28.88	3:15.54
178	1:42.44	1:55.38	21.81	50.94	47.49	4:34.60	51.87	59.29	372.05	589.75	534	1:38.37	1:29.08	3:15.92
177	1:42.64	1:55.60	21.85	51.05	47.58	4:35.12	51.97	59.41	368.50	584.50	531	1:38.58	1:29.28	3:16.30
176	1:42.84	1:55.82	21.90	51.17	47.68	4:35.65	52.08	59.54	365.00	579.20	528	1:38.80	1:29.48	3:16.69
175	1:43.04	1:56.04	21.94	51.29	47.77	4:36.18	52.19	59.67	361.55	574.00	525	1:39.01	1:29.68	3:17.07
174	1:43.24	1:56.27	21.98	51.40	47.86	4:36.71	52.30	59.79	358.10	568.85	522	1:39.23	1:29.88	3:17.45
173	1:43.44	1:56.49	22.03	51.52	47.96	4:37.24	52.41	59.92	354.75	563.70	519	1:39.45	1:30.08	3:17.84
172	1:43.64	1:56.71	22.07	51.64	48.05	4:37.78	52.52	1:00.05	351.35	558.60	516	1:39.67	1:30.28	3:18.23
171	1:43.84	1:56.94	22.12	51.76	48.15	4:38.31	52.63	1:00.18	348.00	553.60	513	1:39.89	1:30.49	3:18.62
170	1:44.05	1:57.16	22.17	51.88	48.24	4:38.85	52.74	1:00.31	344.70	548.60	510	1:40.11	1:30.69	3:19.01
169	1:44.25	1:57.39	22.21	52.00	48.34	4:39.39	52.86	1:00.44	341.45	543.70	507	1:40.33	1:30.89	3:19.40
168	1:44.45	1:57.62	22.26	52.12	48.43	4:39.94	52.97	1:00.57	338.20	538.80	504	1:40.55	1:31.10	3:19.80
167	1:44.66	1:57.85	22.30	52.25	48.53	4:40.48	53.08	1:00.70	335.00	533.95	501	1:40.78	1:31.31	3:20.19
166	1:44.87	1:58.08	22.35	52.37	48.62	4:41.03	53.19	1:00.83	331.80	529.15	498	1:41.00	1:31.51	3:20.59
165	1:45.07	1:58.31	22.40	52.49	48.72	4:41.58	53.31	1:00.96	328.65	524.40	495	1:41.23	1:31.72	3:20.99
164	1:45.28	1:58.54	22.44	52.62	48.82	4:42.13	53.42	1:01.10	325.50	519.65	492	1:41.46	1:31.93	3:21.39
163	1:45.49	1:58.77	22.49	52.74	48.92	4:42.69	53.54	1:01.23	322.45	515.00	489	1:41.68	1:32.14	3:21.79
162	1:45.70	1:59.00	22.54	52.86	49.01	4:43.24	53.65	1:01.37	319.40	510.35	486	1:41.91	1:32.35	3:22.20
161	1:45.91	1:59.24	22.58	52.99	49.11	4:43.80	53.77	1:01.50	316.35	505.75	483	1:42.14	1:32.57	3:22.60
160	1:46.13	1:59.47	22.63	53.12	49.21	4:44.36	53.88	1:01.64	313.35	501.20	480	1:42.38	1:32.78	3:23.01
159	1:46.34	1:59.71	22.68	53.24	49.31	4:44.92	54.00	1:01.77	310.35	496.70	477	1:42.61	1:32.99	3:23.42
158	1:46.55	1:59.95	22.73	53.37	49.41	4:45.49	54.12	1:01.91	307.40	492.20	474	1:42.84	1:33.21	3:23.83
157	1:46.76	2:00.18	22.77	53.50	49.51	4:46.05	54.23	1:02.05	304.50	487.75	471	1:43.07	1:33.43	3:24.24
156	1:46.98	2:00.42	22.82	53.62	49.61	4:46.62	54.35	1:02.18	301.60	483.40	468	1:43.31	1:33.64	3:24.65
155	1:47.20	2:00.66	22.87	53.75	49.71	4:47.20	54.47	1:02.32	298.75	479.00	465	1:43.55	1:33.86	3:25.07
154	1:47.41	2:00.90	22.92	53.88	49.81	4:47.77	54.59	1:02.46	295.90	474.70	462	1:43.78	1:34.08	3:25.49
153	1:47.63	2:01.14	22.97	54.01	49.91	4:48.35	54.71	1:02.60	293.10	470.45	459	1:44.02	1:34.30	3:25.90
152	1:47.85	2:01.39	23.02	54.14	50.01	4:48.92	54.83	1:02.74	290.30	466.20	456	1:44.26	1:34.52	3:26.32
151	1:48.07	2:01.63	23.07	54.27	50.12	4:49.51	54.95	1:02.88	287.55	462.00	453	1:44.50	1:34.75	3:26.75
150	1:48.29	2:01.87	23.11	54.41	50.22	4:50.09	55.07	1:03.02	284.80	457.85	450	1:44.74	1:34.97	3:27.17
149	1:48.51	2:02.12	23.16	54.54	50.32	4:50.67	55.19	1:03.16	282.10	453.70	447	1:44.99	1:35.19	3:27.59
148	1:48.73	2:02.36	23.21	54.67	50.43	4:51.26	55.31	1:03.31	279.40	449.60	444	1:45.23	1:35.42	3:28.02
147	1:48.95	2:02.61	23.26	54.81	50.53	4:51.85	55.44	1:03.45	276.75	445.60	441	1:45.47	1:35.64	3:28.45
146	1:49.18	2:02.86	23.31	54.94	50.63	4:52.44	55.56	1:03.59	274.15	441.60	438	1:45.72	1:35.87	3:28.88
145	1:49.40	2:03.11	23.37	55.08	50.74	4:53.04	55.68	1:03.74	271.55	437.60	435	1:45.97	1:36.10	3:29.31
144	1:49.63	2:03.36	23.42	55.21	50.85	4:53.64	55.81	1:03.88	268.95	433.65	432	1:46.22	1:36.33	3:29.75
143	1:49.85	2:03.61	23.47	55.35	50.95	4:54.24	55.93	1:04.03	266.40	429.75	429	1:46.47	1:36.56	3:30.18
142	1:50.08	2:03.86	23.52	55.48	51.06	4:54.84	56.06	1:04.18	263.85	425.90	426	1:46.72	1:36.79	3:30.62
141	1:50.31	2:04.12	23.57	55.62	51.16	4:55.44	56.18	1:04.32	261.35	422.05	423	1:46.97	1:37.03	3:31.06

# Individual Events - Girls (SCY)

# Relays - Girls (SCY)

POWER POINTS	200 FREE	200 I.M.	50 FREE	100 FLY	100 FREE	500 FREE	100 BACK	100 BREAST	DIVING		POWER POINTS	200 MED REL	200 FREE REL	400 FREE REL
140	1:50.54	2:04.37	23.62	55.76	51.27	4:56.05	56.31	1:04.47	258.90	418.25	420	1:47.22	1:37.26	3:31.50
139	1:50.77	2:04.63	23.67	55.90	51.38	4:56.66	56.44	1:04.62	256.40	414.50	417	1:47.47	1:37.50	3:31.94
138	1:51.00	2:04.88	23.72	56.04	51.49	4:57.27	56.57	1:04.77	254.00	410.75	414	1:47.73	1:37.73	3:32.39
137	1:51.23	2:05.14	23.78	56.18	51.59	4:57.89	56.69	1:04.92	251.55	407.05	411	1:47.99	1:37.97	3:32.83
136	1:51.47	2:05.40	23.83	56.32	51.70	4:58.50	56.82	1:05.07	249.20	403.35	408	1:48.24	1:38.21	3:33.28
135	1:51.70	2:05.66	23.88	56.46	51.81	4:59.12	56.95	1:05.22	246.80	399.75	405	1:48.50	1:38.45	3:33.73
134	1:51.94	2:05.92	23.93	56.60	51.92	4:59.75	57.08	1:05.37	244.47	396.15	402	1:48.76	1:38.69	3:34.18
133	1:52.17	2:06.18	23.99	56.75	52.03	5:00.37	57.21	1:05.52	242.15	392.60	399	1:49.02	1:38.93	3:34.64
132	1:52.41	2:06.44	24.04	56.89	52.14	5:01.00	57.34	1:05.68	239.85	389.05	396	1:49.29	1:39.17	3:35.09
131	1:52.65	2:06.71	24.09	57.04	52.25	5:01.63	57.47	1:05.83	237.60	385.55	393	1:49.55	1:39.42	3:35.55
130	1:52.89	2:06.97	24.15	57.18	52.37	5:02.26	57.61	1:05.99	235.30	382.05	390	1:49.81	1:39.66	3:36.01
129	1:53.13	2:07.24	24.20	57.33	52.48	5:02.90	57.74	1:06.14	233.10	378.60	387	1:50.08	1:39.91	3:36.47
128	1:53.37	2:07.50	24.26	57.47	52.59	5:03.53	57.87	1:06.30	230.85	375.20	384	1:50.35	1:40.16	3:36.94
127	1:53.61	2:07.77	24.31	57.62	52.70	5:04.17	58.01	1:06.45	228.65	371.85	381	1:50.62	1:40.41	3:37.40
126	1:53.85	2:08.04	24.37	57.77	52.82	5:04.82	58.14	1:06.61	226.50	368.50	378	1:50.89	1:40.66	3:37.87
125	1:54.10	2:08.31	24.42	57.92	52.93	5:05.46	58.28	1:06.77	224.35	365.20	375	1:51.16	1:40.91	3:38.34
124	1:54.34	2:08.58	24.48	58.07	53.05	5:06.11	58.41	1:06.93	222.20	361.90	372	1:51.43	1:41.16	3:38.81
123	1:54.59	2:08.86	24.53	58.22	53.16	5:06.76	58.55	1:07.09	220.10	358.65	369	1:51.70	1:41.42	3:39.28
122	1:54.83	2:09.13	24.59	58.37	53.28	5:07.42	58.69	1:07.25	218.00	355.40	366	1:51.98	1:41.67	3:39.76
121	1:55.08	2:09.40	24.64	58.52	53.39	5:08.07	58.82	1:07.41	215.95	352.20	363	1:52.25	1:41.93	3:40.24
120	1:55.33	2:09.68	24.70	58.67	53.51	5:08.73	58.96	1:07.57	213.90	349.05	360	1:52.53	1:42.19	3:40.72
119	1:55.58	2:09.96	24.76	58.83	53.62	5:09.40	59.10	1:07.74	211.90	345.90	357	1:52.81	1:42.45	3:41.20
118	1:55.83	2:10.24	24.81	58.98	53.74	5:10.06	59.24	1:07.90	209.85	342.80	354	1:53.09	1:42.71	3:41.68
117	1:56.09	2:10.52	24.87	59.14	53.86	5:10.73	59.38	1:08.06	207.90	339.70	351	1:53.37	1:42.97	3:42.17
116	1:56.34	2:10.80	24.93	59.29	53.98	5:11.40	59.52	1:08.23	205.90	336.65	348	1:53.66	1:43.23	3:42.66
115	1:56.59	2:11.08	24.99	59.45	54.10	5:12.08	59.66	1:08.40	203.95	333.60	345	1:53.94	1:43.50	3:43.15
114	1:56.85	2:11.36	25.04	59.61	54.22	5:12.75	59.80	1:08.56	202.00	330.60	342	1:54.23	1:43.76	3:43.64
113	1:57.11	2:11.65	25.10	59.77	54.34	5:13.43	59.95	1:08.73	200.10	327.60	339	1:54.52	1:44.03	3:44.13
112	1:57.36	2:11.93	25.16	59.93	54.46	5:14.11	1:00.09	1:08.90	198.20	324.65	336	1:54.80	1:44.30	3:44.63
111	1:57.62	2:12.22	25.22	1:00.09	54.58	5:14.80	1:00.24	1:09.07	196.30	321.75	333	1:55.09	1:44.57	3:45.13
110	1:57.88	2:12.51	25.28	1:00.25	54.70	5:15.49	1:00.38	1:09.24	194.45	318.85	330	1:55.39	1:44.84	3:45.63
109	1:58.15	2:12.80	25.34	1:00.41	54.82	5:16.18	1:00.53	1:09.41	192.60	316.00	327	1:55.68	1:45.11	3:46.13
108	1:58.41	2:13.09	25.40	1:00.57	54.95	5:16.88	1:00.67	1:09.58	190.75	313.15	324	1:55.97	1:45.38	3:46.64
107	1:58.67	2:13.38	25.46	1:00.73	55.07	5:17.57	1:00.82	1:09.75	188.95	310.30	321	1:56.27	1:45.66	3:47.14
106	1:58.94	2:13.67	25.52	1:00.90	55.19	5:18.27	1:00.97	1:09.93	187.15	307.50	318	1:56.57	1:45.94	3:47.65
105	1:59.20	2:13.97	25.58	1:01.06	55.32	5:18.98	1:01.11	1:10.10	185.35	304.75	315	1:56.87	1:46.22	3:48.17
104	1:59.47	2:14.26	25.64	1:01.23	55.44	5:19.69	1:01.26	1:10.28	183.60	302.00	312	1:57.17	1:46.50	3:48.68
103	1:59.74	2:14.56	25.70	1:01.40	55.57	5:20.40	1:01.41	1:10.45	181.85	299.30	309	1:57.47	1:46.78	3:49.20
102	2:00.01	2:14.86	25.76	1:01.56	55.69	5:21.11	1:01.56	1:10.63	180.15	296.60	306	1:57.77	1:47.06	3:49.72
101	2:00.28	2:15.16	25.82	1:01.73	55.82	5:21.83	1:01.72	1:10.81	178.45	293.90	303	1:58.08	1:47.34	3:50.24
100	2:00.55	2:15.46	25.88	1:01.90	55.95	5:22.54	1:01.87	1:10.99	176.75	291.25	300	1:58.38	1:47.63	3:50.76
99	2:00.82	2:15.76	25.94	1:02.07	56.07	5:23.27	1:02.02	1:11.16	175.05	288.65	297	1:58.69	1:47.92	3:51.29
98	2:01.10	2:16.06	26.01	1:02.24	56.20	5:23.99	1:02.17	1:11.35	173.40	286.05	294	1:59.00	1:48.20	3:51.81
97	2:01.37	2:16.37	26.07	1:02.42	56.33	5:24.72	1:02.33	1:11.53	171.75	283.50	291	1:59.31	1:48.49	3:52.34
96	2:01.65	2:16.68	26.13	1:02.59	56.46	5:25.46	1:02.48	1:11.71	170.10	280.95	288	1:59.63	1:48.79	3:52.88
95	2:01.93	2:16.98	26.19	1:02.76	56.59	5:26.19	1:02.64	1:11.89	168.50	278.40	285	1:59.94	1:49.08	3:53.41
94	2:02.21	2:17.29	26.26	1:02.94	56.72	5:26.93	1:02.79	1:12.08	166.90	275.90	282	2:00.26	1:49.37	3:53.95
93	2:02.49	2:17.60	26.32	1:03.11	56.85	5:27.67	1:02.95	1:12.26	165.30	273.40	279	2:00.57	1:49.67	3:54.49
92	2:02.77	2:17.92	26.39	1:03.29	56.98	5:28.42	1:03.11	1:12.45	163.75	270.95	276	2:00.89	1:49.97	3:55.03
91	2:03.05	2:18.23	26.45	1:03.47	57.12	5:29.17	1:03.27	1:12.63	162.15	268.50	273	2:01.21	1:50.27	3:55.58
90	2:03.34	2:18.54	26.51	1:03.65	57.25	5:29.92	1:03.43	1:12.82	160.65	266.05	270	2:01.54	1:50.57	3:56.13
89	2:03.62	2:18.86	26.58	1:03.83	57.38	5:30.68	1:03.59	1:13.01	159.10	263.65	267	2:01.86	1:50.87	3:56.68
88	2:03.91	2:19.18	26.64	1:04.01	57.52	5:31.44	1:03.75	1:13.20	157.60	261.30	264	2:02.19	1:51.18	3:57.23
87	2:04.20	2:19.50	26.71	1:04.19	57.65	5:32.20	1:03.91	1:13.39	156.10	258.95	261	2:02.52	1:51.48	3:57.78
86	2:04.49	2:19.82	26.78	1:04.37	57.79	5:32.97	1:04.07	1:13.58	154.60	256.60	258	2:02.85	1:51.79	3:58.34
85	2:04.78	2:20.14	26.84	1:04.56	57.92	5:33.74	1:04.24	1:13.78	153.15	254.30	255	2:03.18	1:52.10	3:58.90
84	2:05.07	2:20.46	26.91	1:04.74	58.06	5:34.51	1:04.40	1:13.97	151.70	252.00	252	2:03.51	1:52.41	3:59.46
83	2:05.37	2:20.80	26.98	1:04.93	58.20	5:35.29	1:04.57	1:14.16	150.25	249.75	249	2:03.84	1:52.72	4:00.03
82	2:05.66	2:21.11	27.04	1:05.12	58.34	5:36.07	1:04.73	1:14.36	148.80	247.50	246	2:04.18	1:53.04	4:00.60
81	2:05.96	2:21.44	27.11	1:05.30	58.48	5:36.85	1:04.90	1:14.56	147.40	245.25	243	2:04.52	1:53.36	4:01.17
80	2:06.26	2:21.77	27.18	1:05.49	58.62	5:37.64	1:05.07	1:14.75	146.00	243.05	240	2:04.86	1:53.67	4:01.74
79	2:06.56	2:22.10	27.25	1:05.68	58.76	5:38.43	1:05.24	1:14.95	144.60	240.85	237	2:05.20	1:53.99	4:02.32
78	2:06.86	2:22.43	27.32	1:05.88	58.90	5:39.23	1:05.40	1:15.15	143.25	238.70	234	2:05.55	1:54.32	4:02.90
77	2:07.16	2:22.77	27.39	1:06.07	59.04	5:40.02	1:05.58	1:15.35	141.90	236.55	231	2:05.89	1:54.64	4:03.48
76	2:07.46	2:23.10	27.45	1:06.26	59.18	5:40.83	1:05.75	1:15.56	140.55	234.45	228	2:06.24	1:54.96	4:04.06
75	2:07.77	2:23.44	27.52	1:06.46	59.32	5:41.63	1:05.92	1:15.76	139.20	232.30	225	2:06.59	1:55.29	4:04.65
74	2:08.07	2:23.78	27.59	1:06.65	59.47	5:42.44	1:06.09	1:15.96	137.90	230.20	222	2:06.94	1:55.62	4:05.24
73	2:08.38	2:24.12	27.66	1:06.85	59.61	5:43.26	1:06.26	1:16.17	136.60	228.15	219	2:07.29	1:55.95	4:05.83
72	2:08.69	2:24.46	27.74	1:07.05	59.75	5:44.08	1:06.44	1:16.37	135.25	226.10	216	2:07.65	1:56.28	4:06.43
71	2:09.00	2:24.80	27.81	1:07.25	59.90	5:44.90	1:06.61	1:16.58	134.00	224.05	213	2:08.00	1:56.62	4:07.03

# Individual Events - Girls (SCY)

# Relays - Girls (SCY)

POWER POINTS	200 FREE	200 I.M.	50 FREE	100 FLY	100 FREE	500 FREE	100 BACK	100 BREAST	DIVING 6-DIVES	DIVING 11-DIVES	POWER POINTS	200 MED REL	200 FREE REL	400 FREE REL
70	2:09.31	2:25.15	27.88	1:07.46	1:00.05	5:45.72	1:06.79	1:16.79	132.70	222.05	210	2:08.36	1:56.95	4:07.63
69	2:09.63	2:25.50	27.95	1:07.65	1:00.19	5:46.55	1:06.97	1:17.00	131.45	220.05	207	2:08.72	1:57.29	4:08.23
68	2:09.94	2:25.84	28.02	1:07.85	1:00.34	5:47.39	1:07.15	1:17.21	130.20	218.05	204	2:09.09	1:57.63	4:08.84
67	2:10.26	2:26.19	28.09	1:08.06	1:00.49	5:48.23	1:07.33	1:17.42	128.95	216.10	201	2:09.45	1:57.97	4:09.45
66	2:10.58	2:26.54	28.17	1:08.26	1:00.64	5:49.07	1:07.51	1:17.63	127.75	214.15	198	2:09.82	1:58.32	4:10.06
65	2:10.90	2:26.90	28.24	1:08.47	1:00.79	5:49.91	1:07.69	1:17.85	126.50	212.20	195	2:10.19	1:58.67	4:10.68
64	2:11.22	2:27.25	28.31	1:08.67	1:00.94	5:50.76	1:07.87	1:18.06	125.30	210.30	192	2:10.56	1:59.01	4:11.30
63	2:11.54	2:27.61	28.39	1:08.88	1:01.09	5:51.62	1:08.05	1:18.28	124.15	208.40	189	2:10.93	1:59.36	4:11.92
62	2:11.87	2:27.97	28.46	1:09.09	1:01.24	5:52.48	1:08.24	1:18.50	122.95	206.55	186	2:11.31	1:59.72	4:12.55
61	2:12.19	2:28.33	28.54	1:09.30	1:01.39	5:53.34	1:08.42	1:18.72	121.80	204.70	183	2:11.69	2:00.07	4:13.17
60	2:12.52	2:28.69	28.61	1:09.52	1:01.55	5:54.20	1:08.61	1:18.94	120.60	202.85	180	2:12.07	2:00.43	4:13.81
59	2:12.85	2:29.05	28.69	1:09.73	1:01.70	5:55.07	1:08.79	1:19.16	119.50	201.00	177	2:12.45	2:00.78	4:14.44
58	2:13.18	2:29.42	28.76	1:09.95	1:01.86	5:55.95	1:08.98	1:19.38	118.35	199.20	174	2:12.83	2:01.15	4:15.08
57	2:13.51	2:29.79	28.84	1:10.16	1:02.01	5:56.83	1:09.17	1:19.61	117.20	197.40	171	2:13.22	2:01.51	4:15.72
56	2:13.85	2:30.16	28.92	1:10.38	1:02.17	5:57.71	1:09.36	1:19.83	116.10	195.65	168	2:13.61	2:01.87	4:16.36
55	2:14.18	2:30.53	29.00	1:10.60	1:02.33	5:58.60	1:09.55	1:20.06	115.00	193.90	165	2:14.00	2:02.24	4:17.01
54	2:14.52	2:30.90	29.07	1:10.82	1:02.48	5:59.49	1:09.74	1:20.28	113.90	192.15	162	2:14.39	2:02.61	4:17.66
53	2:14.86	2:31.27	29.15	1:11.04	1:02.64	6:00.39	1:09.94	1:20.51	112.85	190.40	159	2:14.78	2:02.98	4:18.31
52	2:15.20	2:31.65	29.23	1:11.27	1:02.80	6:01.29	1:10.13	1:20.74	111.75	188.70	156	2:15.18	2:03.35	4:18.97
51	2:15.54	2:32.03	29.31	1:11.49	1:02.96	6:02.20	1:10.33	1:20.97	110.70	187.00	153	2:15.58	2:03.73	4:19.63
50	2:15.89	2:32.41	29.39	1:11.72	1:03.13	6:03.11	1:10.52	1:21.21	109.65	185.30	150	2:15.98	2:04.11	4:20.29
49	2:16.23	2:32.79	29.47	1:11.94	1:03.29	6:04.02	1:10.72	1:21.44	108.60	183.65	147	2:16.39	2:04.49	4:20.96
48	2:16.58	2:33.17	29.55	1:12.17	1:03.45	6:04.94	1:10.92	1:21.68	107.60	182.00	144	2:16.79	2:04.87	4:21.63
47	2:16.93	2:33.56	29.63	1:12.40	1:03.61	6:05.87	1:11.12	1:21.91	106.55	180.35	141	2:17.20	2:05.26	4:22.30
46	2:17.28	2:33.95	29.71	1:12.63	1:03.78	6:06.79	1:11.32	1:22.15	105.55	178.75	138	2:17.61	2:05.64	4:22.98
45	2:17.64	2:34.34	29.79	1:12.87	1:03.94	6:07.73	1:11.52	1:22.39	104.55	177.15	135	2:18.03	2:06.03	4:23.66
44	2:17.99	2:34.73	29.87	1:13.10	1:04.11	6:08.67	1:11.72	1:22.63	103.55	175.55	132	2:18.44	2:06.43	4:24.34
43	2:18.35	2:35.12	29.96	1:13.34	1:04.28	6:09.61	1:11.93	1:22.87	102.60	174.00	129	2:18.86	2:06.82	4:25.03
42	2:18.71	2:35.52	30.04	1:13.58	1:04.45	6:10.56	1:12.13	1:23.12	101.60	172.40	126	2:19.28	2:07.22	4:25.72
41	2:19.07	2:35.91	30.12	1:13.81	1:04.62	6:11.51	1:12.34	1:23.36	100.65	170.85	123	2:19.71	2:07.62	4:26.42
40	2:19.43	2:36.31	30.20	1:14.06	1:04.79	6:12.47	1:12.55	1:23.61	99.70	169.30	120	2:20.13	2:08.02	4:27.12
39	2:19.79	2:36.72	30.29	1:14.30	1:04.96	6:13.43	1:12.75	1:23.86	98.75	167.80	117	2:20.56	2:08.42	4:27.82
38	2:20.16	2:37.12	30.37	1:14.54	1:05.13	6:14.40	1:12.96	1:24.11	97.80	166.25	114	2:20.99	2:08.83	4:28.52
37	2:20.53	2:37.52	30.46	1:14.79	1:05.30	6:15.37	1:13.18	1:24.36	96.85	164.75	111	2:21.43	2:09.24	4:29.23
36	2:20.90	2:37.93	30.54	1:15.03	1:05.47	6:16.35	1:13.39	1:24.61	95.95	163.30	108	2:21.86	2:09.65	4:29.94
35	2:21.27	2:38.34	30.63	1:15.28	1:05.65	6:17.33	1:13.60	1:24.86	95.05	161.80	105	2:22.30	2:10.07	4:30.66
34	2:21.64	2:38.75	30.72	1:15.53	1:05.82	6:18.32	1:13.82	1:25.12	94.15	160.35	102	2:22.75	2:10.48	4:31.38
33	2:22.02	2:39.17	30.80	1:15.78	1:06.00	6:19.31	1:14.03	1:25.38	93.25	158.95	99	2:23.19	2:10.90	4:32.10
32	2:22.39	2:39.58	30.89	1:16.04	1:06.18	6:20.31	1:14.25	1:25.64	92.35	157.50	96	2:23.64	2:11.33	4:32.83
31	2:22.77	2:40.00	30.98	1:16.29	1:06.35	6:21.31	1:14.47	1:25.90	91.50	156.05	93	2:24.09	2:11.75	4:33.56
30	2:23.16	2:40.42	31.07	1:16.55	1:06.53	6:22.32	1:14.69	1:26.16	90.60	154.65	90	2:24.54	2:12.18	4:34.30
29	2:23.54	2:40.85	31.16	1:16.81	1:06.71	6:23.33	1:14.91	1:26.42	89.75	153.25	87	2:25.00	2:12.61	4:35.04
28	2:23.93	2:41.27	31.25	1:17.07	1:06.89	6:24.35	1:15.13	1:26.68	88.90	151.90	84	2:25.45	2:13.05	4:35.78
27	2:24.31	2:41.70	31.34	1:17.33	1:07.08	6:25.38	1:15.35	1:26.95	88.05	150.55	81	2:25.92	2:13.48	4:36.53
26	2:24.70	2:42.13	31.43	1:17.59	1:07.26	6:26.41	1:15.58	1:27.22	87.20	149.15	78	2:26.38	2:13.92	4:37.28
25	2:25.09	2:42.56	31.52	1:17.86	1:07.44	6:27.44	1:15.80	1:27.49	86.40	147.80	75	2:26.85	2:14.36	4:38.04
24	2:25.49	2:42.99	31.61	1:18.13	1:07.63	6:28.48	1:16.03	1:27.76	85.55	146.50	72	2:27.32	2:14.81	4:38.80
23	2:25.88	2:43.43	31.70	1:18.39	1:07.81	6:29.53	1:16.26	1:28.03	84.75	145.20	69	2:27.79	2:15.26	4:39.56
22	2:26.28	2:43.87	31.79	1:18.67	1:08.00	6:30.58	1:16.49	1:28.31	83.95	143.85	66	2:28.27	2:15.71	4:40.33
21	2:26.68	2:44.31	31.89	1:18.94	1:08.19	6:31.64	1:16.72	1:28.58	83.15	142.55	63	2:28.75	2:16.16	4:41.10
20	2:27.09	2:44.75	31.98	1:19.21	1:08.38	6:32.70	1:16.95	1:28.86	82.35	141.30	60	2:29.23	2:16.62	4:41.88
19	2:27.49	2:45.20	32.08	1:19.49	1:08.57	6:33.77	1:17.19	1:29.14	81.60	140.00	57	2:29.71	2:17.08	4:42.66
18	2:27.90	2:45.65	32.17	1:19.77	1:08.76	6:34.85	1:17.42	1:29.42	80.80	138.75	54	2:30.20	2:17.54	4:43.44
17	2:28.31	2:46.10	32.27	1:20.05	1:08.95	6:35.93	1:17.66	1:29.71	80.00	137.50	51	2:30.69	2:18.01	4:44.23
16	2:28.72	2:46.55	32.36	1:20.33	1:09.14	6:37.01	1:17.90	1:29.99	79.25	136.25	48	2:31.19	2:18.48	4:45.02
15	2:29.13	2:47.01	32.46	1:20.61	1:09.34	6:38.11	1:18.14	1:30.28	78.50	135.05	45	2:31.68	2:18.95	4:45.82
14	2:29.55	2:47.46	32.56	1:20.90	1:09.53	6:39.21	1:18.38	1:30.57	77.75	133.80	42	2:32.19	2:19.43	4:46.62
13	2:29.97	2:47.92	32.65	1:21.19	1:09.73	6:40.31	1:18.62	1:30.86	77.00	132.60	39	2:32.69	2:19.90	4:47.43
12	2:30.39	2:48.39	32.75	1:21.48	1:09.93	6:41.42	1:18.87	1:31.15	76.30	131.40	36	2:33.20	2:20.39	4:48.24
11	2:30.81	2:48.85	32.85	1:21.77	1:10.13	6:42.54	1:19.11	1:31.44	75.60	130.25	33	2:33.71	2:20.87	4:49.06
10	2:31.23	2:49.32	32.95	1:22.06	1:10.33	6:43.66	1:19.36	1:31.74	74.85	129.05	30	2:34.22	2:21.36	4:49.88
9	2:31.66	2:49.79	33.05	1:22.36	1:10.53	6:44.79	1:19.61	1:32.04	74.15	127.90	27	2:34.74	2:21.85	4:50.70
8	2:32.09	2:50.26	33.15	1:22.66	1:10.73	6:45.93	1:19.86	1:32.34	73.45	126.75	24	2:35.26	2:22.35	4:51.53
7	2:32.52	2:50.74	33.25	1:22.96	1:10.93	6:47.07	1:20.11	1:32.64	72.75	125.60	21	2:35.79	2:22.85	4:52.37
6	2:32.96	2:51.22	33.35	1:23.26	1:11.14	6:48.22	1:20.37	1:32.94	72.05	124.50	18	2:36.31	2:23.35	4:53.20
5	2:33.40	2:51.70	33.46	1:23.57	1:11.34	6:49.37	1:20.62	1:33.25	71.40	123.35	15	2:36.84	2:23.86	4:54.05
4	2:33.84	2:52.18	33.56	1:23.87	1:11.55	6:50.53	1:20.88	1:33.56	70.70	122.25	12	2:37.38	2:24.37	4:54.90
3	2:34.28	2:52.67	33.66	1:24.18	1:11.76	6:51.70	1:21.14	1:33.87	70.00	121.15	9	2:37.92	2:24.88	4:55.75
2	2:34.72	2:53.16	33.77	1:24.50	1:11.97	6:52.88	1:21.40	1:34.18	69.35	120.05	6	2:38.46	2:25.40	4:56.61
1	2:35.17	2:53.65	33.87	1:24.81	1:12.18	6:54.06	1:21.66	1:34.49	68.70	119.00	3	2:39.01	2:25.92	4:57.47
0	2:35.62	2:54.15	33.98	1:25.13	1:12.39	6:55.25	1:21.92	1:34.81	68.05	117.90	0	2:39.5		

# REVISED POWER POINT TABLES // BOYS

## 2014 REVISION

### SHORT COURSE YARDS

These are the tables to use in the NISCA National Dual Meet Team Ranking Program beginning with the **2014 - 2015 School Year**. These tables replace the previous 1999 revision. These tables are organized in high school meet event order.

Individual Events - Boys (SCY)											Relays - Boys (SCY)			
POWER POINTS	200 FREE	200 I.M.	50 FREE	100 FLY	100 FREE	500 FREE	100 BACK	100 BREAST	DIVING		POWER POINTS	200 MED REL	200 FREE REL	400 FREE REL
200	1:28.54	1:38.97	18.35	43.64	40.24	4:01.70	43.53	49.86	504.00	786.25	600	1:21.94	1:14.04	2:45.92
199	1:28.72	1:39.17	18.39	43.73	40.33	4:02.17	43.63	49.97	499.20	779.15	597	1:22.14	1:14.21	2:46.27
198	1:28.89	1:39.36	18.43	43.83	40.41	4:02.64	43.74	50.08	494.50	772.15	594	1:22.33	1:14.39	2:46.63
197	1:29.07	1:39.56	18.47	43.93	40.50	4:03.12	43.84	50.19	489.75	765.20	591	1:22.53	1:14.56	2:46.98
196	1:29.25	1:39.76	18.51	44.02	40.58	4:03.60	43.95	50.30	485.10	758.30	588	1:22.72	1:14.74	2:47.34
195	1:29.43	1:39.96	18.54	44.12	40.66	4:04.08	44.05	50.41	480.50	751.50	585	1:22.92	1:14.92	2:47.70
194	1:29.61	1:40.16	18.58	44.22	40.75	4:04.56	44.16	50.52	475.95	744.70	582	1:23.12	1:15.09	2:48.06
193	1:29.79	1:40.36	18.62	44.31	40.83	4:05.04	44.27	50.63	471.45	738.00	579	1:23.32	1:15.27	2:48.42
192	1:29.97	1:40.56	18.66	44.41	40.92	4:05.52	44.38	50.74	466.95	731.35	576	1:23.52	1:15.45	2:48.78
191	1:30.15	1:40.76	18.70	44.51	41.01	4:06.01	44.48	50.85	462.50	724.75	573	1:23.72	1:15.64	2:49.15
190	1:30.33	1:40.96	18.74	44.61	41.09	4:06.50	44.59	50.97	458.10	718.25	570	1:23.92	1:15.82	2:49.51
189	1:30.52	1:41.16	18.78	44.71	41.18	4:06.99	44.70	51.08	453.75	711.80	567	1:24.13	1:16.00	2:49.88
188	1:30.70	1:41.37	18.82	44.81	41.27	4:07.48	44.81	51.19	449.45	705.35	564	1:24.33	1:16.18	2:50.25
187	1:30.89	1:41.57	18.86	44.91	41.35	4:07.98	44.92	51.31	445.20	699.00	561	1:24.54	1:16.37	2:50.62
186	1:31.07	1:41.78	18.91	45.01	41.44	4:08.47	45.04	51.42	441.00	692.75	558	1:24.74	1:16.55	2:50.99
185	1:31.26	1:41.98	18.95	45.11	41.53	4:08.97	45.15	51.54	436.75	686.50	555	1:24.95	1:16.74	2:51.37
184	1:31.45	1:42.19	18.99	45.21	41.62	4:09.47	45.26	51.66	432.60	680.30	552	1:25.16	1:16.93	2:51.74
183	1:31.63	1:42.40	19.03	45.31	41.71	4:09.97	45.37	51.77	428.50	674.20	549	1:25.37	1:17.11	2:52.12
182	1:31.82	1:42.61	19.07	45.42	41.80	4:10.48	45.49	51.89	424.45	668.10	546	1:25.58	1:17.30	2:52.50
181	1:32.01	1:42.82	19.11	45.52	41.89	4:10.98	45.60	52.01	420.40	662.10	543	1:25.79	1:17.49	2:52.88
180	1:32.20	1:43.03	19.15	45.62	41.98	4:11.49	45.71	52.12	416.40	656.15	540	1:26.00	1:17.68	2:53.26
179	1:32.39	1:43.24	19.20	45.73	42.07	4:12.00	45.83	52.24	412.45	650.25	537	1:26.22	1:17.88	2:53.65
178	1:32.59	1:43.45	19.24	45.83	42.16	4:12.52	45.95	52.36	408.50	644.35	534	1:26.43	1:18.07	2:54.03
177	1:32.78	1:43.66	19.28	45.94	42.25	4:13.03	46.06	52.48	404.65	638.55	531	1:26.65	1:18.26	2:54.42
176	1:32.97	1:43.88	19.32	46.04	42.34	4:13.55	46.18	52.60	400.80	632.80	528	1:26.86	1:18.46	2:54.81
175	1:33.17	1:44.09	19.37	46.15	42.43	4:14.07	46.30	52.72	397.00	627.10	525	1:27.08	1:18.65	2:55.20
174	1:33.36	1:44.31	19.41	46.25	42.52	4:14.59	46.41	52.84	393.25	621.50	522	1:27.30	1:18.85	2:55.59
173	1:33.56	1:44.52	19.45	46.36	42.62	4:15.11	46.53	52.97	389.50	615.90	519	1:27.52	1:19.05	2:55.98
172	1:33.75	1:44.74	19.50	46.47	42.71	4:15.63	46.65	53.09	385.80	610.35	516	1:27.74	1:19.24	2:56.38
171	1:33.95	1:44.96	19.54	46.58	42.80	4:16.16	46.77	53.21	382.10	604.85	513	1:27.96	1:19.44	2:56.78
170	1:34.15	1:45.18	19.58	46.68	42.90	4:16.69	46.89	53.33	378.50	599.40	510	1:28.18	1:19.64	2:57.18
169	1:34.35	1:45.40	19.63	46.79	42.99	4:17.22	47.01	53.46	374.90	594.00	507	1:28.41	1:19.85	2:57.58
168	1:34.55	1:45.62	19.67	46.90	43.09	4:17.76	47.13	53.58	371.35	588.65	504	1:28.63	1:20.05	2:57.98
167	1:34.75	1:45.84	19.71	47.01	43.18	4:18.29	47.26	53.71	367.80	583.35	501	1:28.86	1:20.25	2:58.39
166	1:34.95	1:46.06	19.76	47.12	43.28	4:18.83	47.38	53.83	364.30	578.10	498	1:29.09	1:20.46	2:58.79
165	1:35.15	1:46.29	19.80	47.23	43.37	4:19.37	47.50	53.96	360.85	572.90	495	1:29.31	1:20.66	2:59.20
164	1:35.36	1:46.51	19.85	47.35	43.47	4:19.92	47.63	54.09	357.40	567.75	492	1:29.54	1:20.87	2:59.61
163	1:35.56	1:46.74	19.89	47.46	43.57	4:20.46	47.75	54.21	354.00	562.60	489	1:29.78	1:21.08	3:00.03
162	1:35.77	1:46.96	19.94	47.57	43.66	4:21.01	47.88	54.34	350.65	557.55	486	1:30.01	1:21.28	3:00.44
161	1:35.97	1:47.19	19.98	47.68	43.76	4:21.56	48.00	54.47	347.30	552.50	483	1:30.24	1:21.49	3:00.86
160	1:36.18	1:47.42	20.03	47.80	43.86	4:22.11	48.13	54.60	344.00	547.55	480	1:30.48	1:21.71	3:01.28
159	1:36.39	1:47.65	20.08	47.91	43.96	4:22.66	48.26	54.73	340.75	542.60	477	1:30.71	1:21.92	3:01.70
158	1:36.60	1:47.88	20.12	48.02	44.06	4:23.22	48.39	54.86	337.50	537.75	474	1:30.95	1:22.13	3:02.12
157	1:36.81	1:48.11	20.17	48.14	44.16	4:23.78	48.51	54.99	334.30	532.90	471	1:31.19	1:22.34	3:02.54
156	1:37.02	1:48.34	20.22	48.25	44.26	4:24.34	48.64	55.12	331.15	528.10	468	1:31.43	1:22.56	3:02.97
155	1:37.23	1:48.58	20.26	48.37	44.36	4:24.91	48.77	55.26	328.00	523.30	465	1:31.67	1:22.78	3:03.39
154	1:37.44	1:48.81	20.31	48.49	44.46	4:25.47	48.90	55.39	324.85	518.60	462	1:31.91	1:22.99	3:03.82
153	1:37.65	1:49.05	20.36	48.60	44.56	4:26.04	49.04	55.52	321.75	513.90	459	1:32.15	1:23.21	3:04.26
152	1:37.87	1:49.28	20.40	48.72	44.66	4:26.61	49.17	55.66	318.75	509.30	456	1:32.40	1:23.43	3:04.69
151	1:38.08	1:49.52	20.45	48.84	44.76	4:27.18	49.30	55.79	315.70	504.70	453	1:32.64	1:23.65	3:05.13
150	1:38.30	1:49.76	20.50	48.96	44.87	4:27.76	49.43	55.93	312.70	500.15	450	1:32.89	1:23.87	3:05.56
149	1:38.52	1:50.00	20.55	49.08	44.97	4:28.34	49.57	56.06	309.70	495.65	447	1:33.14	1:24.10	3:06.00
148	1:38.73	1:50.24	20.60	49.20	45.07	4:28.92	49.70	56.20	306.75	491.20	444	1:33.39	1:24.32	3:06.45
147	1:38.95	1:50.48	20.64	49.32	45.18	4:29.50	49.84	56.34	303.85	486.75	441	1:33.64	1:24.55	3:06.89
146	1:39.17	1:50.72	20.69	49.44	45.28	4:30.09	49.98	56.48	301.00	482.40	438	1:33.89	1:24.77	3:07.34
145	1:39.39	1:50.97	20.74	49.56	45.39	4:30.68	50.11	56.62	298.10	478.05	435	1:34.14	1:25.00	3:07.79
144	1:39.61	1:51.21	20.79	49.68	45.49	4:31.27	50.25	56.76	295.30	473.75	432	1:34.40	1:25.23	3:08.24
143	1:39.84	1:51.46	20.84	49.81	45.60	4:31.86	50.39	56.90	292.50	469.50	429	1:34.65	1:25.46	3:08.69
142	1:40.06	1:51.70	20.89	49.93	45.71	4:32.46	50.53	57.04	289.70	465.25	426	1:34.91	1:25.69	3:09.14
141	1:40.28	1:51.95	20.94	50.06	45.81	4:33.06	50.67	57.18	286.95	461.05	423	1:35.17	1:25.93	3:09.60



# Individual Events - Boys (SCY)

POWER POINTS	200 FREE	200 I.M.	50 FREE	100 FLY	100 FREE	500 FREE	100 BACK	100 BREAST	DIVING	
									6-DIVES	11-DIVES
140	1:40.51	1:52.20	20.99	50.18	45.92	4:33.66	50.81	57.32	284.20	456.90
139	1:40.74	1:52.45	21.04	50.31	46.03	4:34.26	50.95	57.46	281.50	452.75
138	1:40.96	1:52.70	21.09	50.43	46.14	4:34.87	51.09	57.61	278.85	448.70
137	1:41.19	1:52.95	21.14	50.56	46.25	4:35.48	51.24	57.75	276.20	444.65
136	1:41.42	1:53.21	21.19	50.69	46.36	4:36.09	51.38	57.90	273.55	440.65
135	1:41.65	1:53.46	21.24	50.81	46.47	4:36.71	51.53	58.04	271.00	436.70
134	1:41.89	1:53.72	21.30	50.94	46.58	4:37.33	51.67	58.19	268.40	432.75
133	1:42.12	1:53.97	21.35	51.07	46.69	4:37.95	51.82	58.34	265.85	428.85
132	1:42.35	1:54.23	21.40	51.20	46.80	4:38.57	51.97	58.48	263.30	425.00
131	1:42.59	1:54.49	21.45	51.33	46.91	4:39.20	52.11	58.63	260.80	421.15
130	1:42.82	1:54.75	21.51	51.46	47.02	4:39.82	52.26	58.78	258.35	417.40
129	1:43.06	1:55.01	21.56	51.59	47.14	4:40.46	52.41	58.93	255.90	413.65
128	1:43.30	1:55.28	21.61	51.73	47.25	4:41.09	52.56	59.08	253.45	409.90
127	1:43.54	1:55.54	21.67	51.86	47.37	4:41.73	52.72	59.24	251.05	406.20
126	1:43.78	1:55.80	21.72	51.99	47.48	4:42.37	52.87	59.39	248.65	402.55
125	1:44.02	1:56.07	21.77	52.13	47.60	4:43.01	53.02	59.54	246.30	398.90
124	1:44.26	1:56.34	21.83	52.26	47.71	4:43.66	53.18	59.70	244.00	395.35
123	1:44.51	1:56.61	21.88	52.40	47.83	4:44.31	53.33	59.85	241.65	391.75
122	1:44.75	1:56.88	21.94	52.54	47.95	4:44.96	53.49	1:00.01	239.35	388.25
121	1:45.00	1:57.15	21.99	52.67	48.06	4:45.61	53.64	1:00.16	237.10	384.75
120	1:45.24	1:57.42	22.05	52.81	48.18	4:46.27	53.80	1:00.32	234.80	381.30
119	1:45.49	1:57.69	22.10	52.95	48.30	4:46.93	53.96	1:00.48	232.60	377.85
118	1:45.74	1:57.97	22.16	53.09	48.42	4:47.60	54.12	1:00.64	230.40	374.50
117	1:45.99	1:58.24	22.21	53.23	48.54	4:48.26	54.28	1:00.80	228.20	371.10
116	1:46.24	1:58.52	22.27	53.37	48.66	4:48.93	54.44	1:00.96	226.00	367.75
115	1:46.50	1:58.80	22.33	53.51	48.78	4:49.61	54.60	1:01.12	223.85	364.40
114	1:46.75	1:59.08	22.38	53.66	48.90	4:50.28	54.77	1:01.28	221.75	361.15
113	1:47.01	1:59.36	22.44	53.80	49.03	4:50.96	54.93	1:01.44	219.65	357.85
112	1:47.26	1:59.64	22.50	53.94	49.15	4:51.65	55.10	1:01.61	217.55	354.65
111	1:47.52	1:59.93	22.56	54.09	49.27	4:52.33	55.26	1:01.77	215.50	351.45
110	1:47.78	2:00.21	22.61	54.23	49.40	4:53.02	55.43	1:01.94	213.40	348.25
109	1:48.04	2:00.50	22.67	54.38	49.52	4:53.71	55.60	1:02.10	211.40	345.15
108	1:48.30	2:00.79	22.73	54.53	49.65	4:54.41	55.77	1:02.27	209.40	342.00
107	1:48.56	2:01.08	22.79	54.67	49.77	4:55.11	55.94	1:02.44	207.40	338.95
106	1:48.83	2:01.37	22.85	54.82	49.90	4:55.81	56.11	1:02.61	205.45	335.90
105	1:49.09	2:01.66	22.91	54.97	50.03	4:56.52	56.28	1:02.78	203.50	332.90
104	1:49.36	2:01.95	22.97	55.12	50.16	4:57.23	56.45	1:02.95	201.55	329.90
103	1:49.63	2:02.25	23.03	55.27	50.28	4:57.94	56.63	1:03.12	199.65	326.95
102	1:49.90	2:02.54	23.09	55.42	50.41	4:58.65	56.80	1:03.29	197.75	323.00
101	1:50.17	2:02.84	23.15	55.58	50.54	4:59.37	56.98	1:03.47	195.85	321.05
100	1:50.44	2:03.14	23.21	55.73	50.67	5:00.10	57.16	1:03.64	194.00	318.15
99	1:50.71	2:03.44	23.27	55.88	50.81	5:00.82	57.34	1:03.82	192.15	315.30
98	1:50.99	2:03.74	23.34	56.04	50.94	5:01.55	57.52	1:04.00	190.30	312.45
97	1:51.26	2:04.05	23.40	56.20	51.07	5:02.29	57.70	1:04.17	188.50	309.65
96	1:51.54	2:04.35	23.46	56.35	51.20	5:03.02	57.88	1:04.35	186.75	306.85
95	1:51.82	2:04.66	23.52	56.51	51.34	5:03.76	58.06	1:04.53	184.95	304.10
94	1:52.10	2:04.97	23.59	56.67	51.47	5:04.51	58.25	1:04.71	183.20	301.35
93	1:52.38	2:05.28	23.65	56.83	51.61	5:05.26	58.43	1:04.89	181.45	298.65
92	1:52.66	2:05.59	23.71	56.99	51.74	5:06.01	58.62	1:05.08	179.75	295.95
91	1:52.94	2:05.90	23.78	57.15	51.88	5:06.76	58.81	1:05.26	178.00	293.30
90	1:53.23	2:06.21	23.84	57.31	52.02	5:07.52	59.00	1:05.44	176.35	290.65
89	1:53.52	2:06.53	23.91	57.48	52.16	5:08.28	59.19	1:05.63	174.65	288.00
88	1:53.81	2:06.85	23.97	57.64	52.30	5:09.05	59.38	1:05.82	173.00	285.45
87	1:54.09	2:07.17	24.04	57.80	52.44	5:09.82	59.57	1:06.00	171.35	282.85
86	1:54.39	2:07.49	24.11	57.97	52.58	5:10.59	59.76	1:06.19	169.75	280.30
85	1:54.68	2:07.81	24.17	58.14	52.72	5:11.37	59.96	1:06.38	168.10	277.80
84	1:54.97	2:08.13	24.24	58.30	52.86	5:12.15	1:00.16	1:06.57	166.50	275.30
83	1:55.27	2:08.46	24.31	58.47	53.00	5:12.94	1:00.35	1:06.77	164.90	272.80
82	1:55.57	2:08.78	24.37	58.64	53.15	5:13.73	1:00.55	1:06.96	163.35	270.35
81	1:55.86	2:09.11	24.44	58.81	53.29	5:14.52	1:00.75	1:07.15	161.80	267.90
80	1:56.17	2:09.44	24.51	58.99	53.44	5:15.32	1:00.95	1:07.35	160.30	265.50
79	1:56.47	2:09.77	24.58	59.16	53.58	5:16.12	1:01.16	1:07.55	158.75	263.10
78	1:56.77	2:10.11	24.65	59.33	53.73	5:16.93	1:01.36	1:07.74	157.25	260.75
77	1:57.08	2:10.44	24.72	59.51	53.88	5:17.74	1:01.57	1:07.94	155.75	258.40
76	1:57.38	2:10.78	24.79	59.68	54.03	5:18.55	1:01.77	1:08.14	154.30	256.05
75	1:57.69	2:11.12	24.86	59.86	54.17	5:19.37	1:01.98	1:08.34	152.80	253.75
74	1:58.00	2:11.46	24.93	1:00.04	54.32	5:20.19	1:02.19	1:08.54	151.35	251.50
73	1:58.31	2:11.80	25.00	1:00.22	54.48	5:21.02	1:02.40	1:08.75	149.90	249.20
72	1:58.62	2:12.14	25.07	1:00.39	54.63	5:21.85	1:02.62	1:08.95	148.50	246.95
71	1:58.94	2:12.49	25.14	1:00.58	54.78	5:22.68	1:02.83	1:09.16	147.10	244.75

# Relays - Boys (SCY)

POWER POINTS	200 MED REL	200 FREE REL	400 FREE REL
420	1:35.43	1:26.16	3:10.06
417	1:35.69	1:26.40	3:10.52
414	1:35.96	1:26.63	3:10.99
411	1:36.22	1:26.87	3:11.45
408	1:36.49	1:27.11	3:11.92
405	1:36.75	1:27.35	3:12.39
402	1:37.02	1:27.59	3:12.86
399	1:37.29	1:27.84	3:13.34
396	1:37.57	1:28.08	3:13.82
393	1:37.84	1:28.33	3:14.30
390	1:38.11	1:28.57	3:14.78
387	1:38.39	1:28.82	3:15.26
384	1:38.67	1:29.07	3:15.75
381	1:38.95	1:29.32	3:16.24
378	1:39.23	1:29.58	3:16.73
375	1:39.51	1:29.83	3:17.22
372	1:39.80	1:30.09	3:17.72
369	1:40.08	1:30.34	3:18.22
366	1:40.37	1:30.60	3:18.72
363	1:40.66	1:30.86	3:19.23
360	1:40.95	1:31.12	3:19.73
357	1:41.24	1:31.39	3:20.24
354	1:41.54	1:31.65	3:20.75
351	1:41.83	1:31.92	3:21.27
348	1:42.13	1:32.18	3:21.79
345	1:42.43	1:32.45	3:22.31
342	1:42.73	1:32.72	3:22.83
339	1:43.03	1:33.00	3:23.35
336	1:43.34	1:33.27	3:23.88
333	1:43.64	1:33.55	3:24.41
330	1:43.95	1:33.82	3:24.95
327	1:44.26	1:34.10	3:25.48
324	1:44.57	1:34.38	3:26.02
321	1:44.89	1:34.66	3:26.56
318	1:45.20	1:34.95	3:27.11
315	1:45.52	1:35.23	3:27.66
312	1:45.84	1:35.52	3:28.21
309	1:46.16	1:35.81	3:28.76
306	1:46.48	1:36.10	3:29.32
303	1:46.81	1:36.39	3:29.88
300	1:47.13	1:36.69	3:30.44
297	1:47.46	1:36.98	3:31.00
294	1:47.79	1:37.28	3:31.57
291	1:48.13	1:37.58	3:32.14
288	1:48.46	1:37.88	3:32.72
285	1:48.80	1:38.18	3:33.29
282	1:49.14	1:38.49	3:33.87
279	1:49.48	1:38.80	3:34.46
276	1:49.82	1:39.11	3:35.05
273	1:50.17	1:39.42	3:35.64
270	1:50.51	1:39.73	3:36.23
267	1:50.86	1:40.04	3:36.83
264	1:51.22	1:40.36	3:37.43
261	1:51.57	1:40.68	3:38.03
258	1:51.93	1:41.00	3:38.64
255	1:52.29	1:41.32	3:39.24
252	1:52.65	1:41.65	3:39.86
249	1:53.01	1:41.97	3:40.47
246	1:53.37	1:42.30	3:41.10
243	1:53.74	1:42.63	3:41.72
240	1:54.11	1:42.97	3:42.35
237	1:54.49	1:43.30	3:42.98
234	1:54.86	1:43.64	3:43.61
231	1:55.24	1:43.98	3:44.25
228	1:55.62	1:44.32	3:44.89
225	1:56.00	1:44.66	3:45.54
222	1:56.38	1:45.01	3:46.18
219	1:56.77	1:45.36	3:46.84
216	1:57.16	1:45.71	3:47.49
213	1:57.55	1:46.06	3:48.15

# Individual Events - Boys (SCY)

POWER POINTS	200 FREE	200 I.M.	50 FREE	100 FLY	100 FREE	500 FREE	100 BACK	100 BREAST	DIVING		POWER POINTS	200 MED REL	200 FREE REL	400 FREE REL
									6-DIVES	11-DIVES				
70	1:59.26	2:12.84	25.21	1:00.76	54.93	5:23.52	1:03.04	1:09.37	145.70	242.50	210	1:57.95	1:46.42	3:48.82
69	1:59.57	2:13.19	25.29	1:00.94	55.09	5:24.37	1:03.26	1:09.57	144.30	240.35	207	1:58.35	1:46.78	3:49.48
68	1:59.89	2:13.54	25.36	1:01.13	55.24	5:25.22	1:03.48	1:09.78	142.95	238.20	204	1:58.75	1:47.14	3:50.16
67	2:00.21	2:13.89	25.43	1:01.31	55.40	5:26.07	1:03.70	1:09.99	141.60	236.05	201	1:59.15	1:47.50	3:50.83
66	2:00.54	2:14.25	25.51	1:01.50	55.56	5:26.93	1:03.92	1:10.21	140.20	233.90	198	1:59.56	1:47.87	3:51.51
65	2:00.86	2:14.60	25.58	1:01.68	55.71	5:27.79	1:04.14	1:10.42	138.90	231.80	195	1:59.97	1:48.23	3:52.20
64	2:01.19	2:14.96	25.66	1:01.87	55.87	5:28.65	1:04.37	1:10.63	137.60	229.75	192	2:00.38	1:48.60	3:52.88
63	2:01.52	2:15.32	25.73	1:02.06	56.03	5:29.53	1:04.59	1:10.85	136.25	227.65	189	2:00.79	1:48.98	3:53.57
62	2:01.85	2:15.68	25.81	1:02.25	56.19	5:30.40	1:04.82	1:11.07	135.00	225.60	186	2:01.21	1:49.35	3:54.27
61	2:02.18	2:16.05	25.88	1:02.45	56.35	5:31.28	1:05.05	1:11.28	133.70	223.60	183	2:01.63	1:49.73	3:54.97
60	2:02.51	2:16.41	25.96	1:02.64	56.51	5:32.17	1:05.28	1:11.50	132.40	221.60	180	2:02.05	1:50.11	3:55.67
59	2:02.85	2:16.78	26.04	1:02.83	56.68	5:33.06	1:05.51	1:11.73	131.15	219.60	177	2:02.48	1:50.49	3:56.38
58	2:03.18	2:17.15	26.11	1:03.03	56.84	5:33.95	1:05.75	1:11.95	129.90	217.60	174	2:02.90	1:50.88	3:57.09
57	2:03.52	2:17.52	26.19	1:03.23	57.01	5:34.85	1:05.98	1:12.17	128.70	215.65	171	2:03.34	1:51.27	3:57.81
56	2:03.86	2:17.90	26.27	1:03.42	57.17	5:35.75	1:06.22	1:12.40	127.50	213.70	168	2:03.77	1:51.66	3:58.53
55	2:04.21	2:18.27	26.35	1:03.62	57.34	5:36.66	1:06.46	1:12.62	126.25	211.80	165	2:04.21	1:52.05	3:59.26
54	2:04.55	2:18.65	26.43	1:03.82	57.51	5:37.58	1:06.70	1:12.85	125.05	209.90	162	2:04.65	1:52.45	3:59.99
53	2:04.90	2:19.03	26.51	1:04.03	57.68	5:38.49	1:06.94	1:13.08	123.85	208.00	159	2:05.09	1:52.85	4:00.72
52	2:05.25	2:19.42	26.59	1:04.23	57.85	5:39.42	1:07.19	1:13.31	122.70	206.10	156	2:05.54	1:53.25	4:01.46
51	2:05.60	2:19.80	26.67	1:04.43	58.02	5:40.35	1:07.43	1:13.54	121.50	204.25	153	2:05.99	1:53.66	4:02.20
50	2:05.95	2:20.19	26.75	1:04.64	58.19	5:41.28	1:07.68	1:13.78	120.40	202.40	150	2:06.44	1:54.06	4:02.95
49	2:06.30	2:20.57	26.83	1:04.85	58.36	5:42.22	1:07.93	1:14.01	119.25	200.60	147	2:06.90	1:54.47	4:03.70
48	2:06.66	2:20.97	26.91	1:05.05	58.54	5:43.16	1:08.18	1:14.25	118.10	198.80	144	2:07.36	1:54.89	4:04.46
47	2:07.02	2:21.36	27.00	1:05.26	58.71	5:44.11	1:08.44	1:14.49	117.00	197.00	141	2:07.82	1:55.31	4:05.22
46	2:07.38	2:21.75	27.08	1:05.47	58.89	5:45.07	1:08.69	1:14.73	115.85	195.25	138	2:08.29	1:55.72	4:05.99
45	2:07.74	2:22.15	27.16	1:05.69	59.06	5:46.03	1:08.95	1:14.97	114.75	193.50	135	2:08.76	1:56.15	4:06.76
44	2:08.11	2:22.55	27.25	1:05.90	59.24	5:46.99	1:09.21	1:15.21	113.65	191.75	132	2:09.23	1:56.57	4:07.54
43	2:08.47	2:22.95	27.33	1:06.11	59.42	5:47.96	1:09.47	1:15.46	112.60	190.00	129	2:09.71	1:57.00	4:08.32
42	2:08.84	2:23.36	27.42	1:06.33	59.60	5:48.94	1:09.73	1:15.70	111.50	188.30	126	2:10.19	1:57.44	4:09.11
41	2:09.21	2:23.76	27.50	1:06.55	59.78	5:49.92	1:09.99	1:15.95	110.50	186.60	123	2:10.67	1:57.87	4:09.90
40	2:09.58	2:24.17	27.59	1:06.77	59.97	5:50.91	1:10.26	1:16.20	109.40	184.90	120	2:11.16	1:58.31	4:10.69
39	2:09.96	2:24.58	27.67	1:06.99	1:00.15	5:51.90	1:10.53	1:16.45	108.40	183.25	117	2:11.65	1:58.75	4:11.49
38	2:10.34	2:24.99	27.76	1:07.21	1:00.33	5:52.90	1:10.80	1:16.70	107.35	181.60	114	2:12.14	1:59.20	4:12.30
37	2:10.72	2:25.41	27.85	1:07.43	1:00.52	5:53.90	1:11.07	1:16.96	106.30	179.95	111	2:12.64	1:59.64	4:13.11
36	2:11.10	2:25.83	27.94	1:07.66	1:00.71	5:54.91	1:11.35	1:17.21	105.30	178.35	108	2:13.14	2:00.10	4:13.93
35	2:11.48	2:26.25	28.03	1:07.89	1:00.90	5:55.93	1:11.63	1:17.47	104.30	176.75	105	2:13.65	2:00.55	4:14.75
34	2:11.87	2:26.67	28.12	1:08.11	1:01.08	5:56.95	1:11.90	1:17.73	103.30	175.15	102	2:14.16	2:01.01	4:15.58
33	2:12.25	2:27.10	28.21	1:08.34	1:01.27	5:57.98	1:12.19	1:17.99	102.35	173.60	99	2:14.67	2:01.47	4:16.41
32	2:12.64	2:27.52	28.30	1:08.57	1:01.47	5:59.01	1:12.47	1:18.25	101.35	172.00	96	2:15.19	2:01.94	4:17.25
31	2:13.04	2:27.95	28.39	1:08.81	1:01.66	6:00.05	1:12.76	1:18.52	100.40	170.50	93	2:15.71	2:02.41	4:18.09
30	2:13.43	2:28.39	28.48	1:09.04	1:01.85	6:01.09	1:13.04	1:18.78	99.50	168.95	90	2:16.23	2:02.88	4:18.94
29	2:13.83	2:28.82	28.57	1:09.28	1:02.05	6:02.14	1:13.33	1:19.05	98.50	167.45	87	2:16.76	2:03.36	4:19.79
28	2:14.23	2:29.26	28.67	1:09.51	1:02.25	6:03.20	1:13.63	1:19.32	97.60	165.95	84	2:17.29	2:03.84	4:20.65
27	2:14.63	2:29.70	28.76	1:09.75	1:02.44	6:04.26	1:13.92	1:19.59	96.65	164.45	81	2:17.83	2:04.32	4:21.52
26	2:15.04	2:30.14	28.85	1:09.99	1:02.64	6:05.33	1:14.22	1:19.86	95.75	162.95	78	2:18.37	2:04.81	4:22.39
25	2:15.44	2:30.59	28.95	1:10.24	1:02.84	6:06.41	1:14.52	1:20.14	94.80	161.50	75	2:18.92	2:05.30	4:23.27
24	2:15.85	2:31.03	29.05	1:10.48	1:03.04	6:07.49	1:14.82	1:20.42	93.95	160.00	72	2:19.47	2:05.80	4:24.15
23	2:16.26	2:31.49	29.14	1:10.73	1:03.25	6:08.58	1:15.12	1:20.70	93.05	158.60	69	2:20.02	2:06.29	4:25.04
22	2:16.68	2:31.94	29.24	1:10.97	1:03.45	6:09.67	1:15.43	1:20.98	92.15	157.15	66	2:20.58	2:06.80	4:25.93
21	2:17.09	2:32.39	29.34	1:11.22	1:03.66	6:10.78	1:15.74	1:21.26	91.30	155.75	63	2:21.14	2:07.31	4:26.84
20	2:17.51	2:32.85	29.43	1:11.47	1:03.86	6:11.88	1:16.05	1:21.54	90.40	154.35	60	2:21.71	2:07.82	4:27.74
19	2:17.94	2:33.31	29.53	1:11.73	1:04.07	6:13.00	1:16.37	1:21.83	89.55	152.95	57	2:22.28	2:08.33	4:28.66
18	2:18.36	2:33.78	29.63	1:11.98	1:04.28	6:14.12	1:16.68	1:22.12	88.70	151.60	54	2:22.86	2:08.85	4:29.58
17	2:18.79	2:34.25	29.73	1:12.24	1:04.49	6:15.25	1:17.00	1:22.41	87.85	150.20	51	2:23.44	2:09.38	4:30.50
16	2:19.22	2:34.72	29.83	1:12.49	1:04.70	6:16.38	1:17.32	1:22.70	87.00	148.85	48	2:24.03	2:09.90	4:31.43
15	2:19.65	2:35.19	29.94	1:12.75	1:04.92	6:17.53	1:17.65	1:23.00	86.20	147.50	45	2:24.62	2:10.44	4:32.37
14	2:20.08	2:35.66	30.04	1:13.02	1:05.13	6:18.67	1:17.98	1:23.29	85.40	146.20	42	2:25.21	2:10.97	4:33.32
13	2:20.52	2:36.14	30.14	1:13.28	1:05.35	6:19.83	1:18.31	1:23.59	84.55	144.90	39	2:25.81	2:11.51	4:34.27
12	2:20.96	2:36.62	30.24	1:13.54	1:05.57	6:20.99	1:18.64	1:23.90	83.75	143.60	36	2:26.42	2:12.06	4:35.23
11	2:21.41	2:37.11	30.35	1:13.81	1:05.78	6:22.16	1:18.98	1:24.20	83.00	142.30	33	2:27.03	2:12.61	4:36.19
10	2:21.85	2:37.59	30.45	1:14.08	1:06.01	6:23.34	1:19.31	1:24.50	82.20	141.00	30	2:27.64	2:13.16	4:37.16
9	2:22.30	2:38.08	30.56	1:14.35	1:06.23	6:24.52	1:19.66	1:24.81	81.40	139.75	27	2:28.26	2:13.72	4:38.14
8	2:22.75	2:38.58	30.67	1:14.62	1:06.45	6:25.72	1:20.00	1:25.12	80.60	138.50	24	2:28.89	2:14.29	4:39.13
7	2:23.21	2:39.07	30.77	1:14.90	1:06.68	6:26.91	1:20.35	1:25.43	79.85	137.25	21	2:29.52	2:14.85	4:40.12
6	2:23.66	2:39.57	30.88	1:15.18	1:06.90	6:28.12	1:20.70	1:25.75	79.10	136.00	18	2:30.16	2:15.43	4:41.12
5	2:24.12	2:40.08	30.99	1:15.46	1:07.13	6:29.34	1:21.05	1:26.07	78.35	134.75	15	2:30.80	2:16.01	4:42.13
4	2:24.59	2:40.58	31.10	1:15.74	1:07.36	6:30.56	1:21.41	1:26.38	77.60	133.55	12	2:31.45	2:16.59	4:43.14
3	2:25.05	2:41.09	31.21	1:16.02	1:07.59	6:31.79	1:21.77	1:26.71	76.85	132.35	9	2:32.10	2:17.18	4:44.16
2	2:25.52	2:41.60	31.32	1:16.31	1:07.83	6:33.02	1:22.13	1:27.03	76.15	131.15	6	2:32.76	2:17.77	4:45.19
1	2:25.99	2:42.12	31.43	1:16.59	1:08.06	6:34.27	1:22.50	1:27.36	75.40	130.00	3	2:33.42	2:18.37	4:46.23
0	2:26.47	2:42.64	31.54	1:16.88	1:08.30	6:35.52	1:22.87	1:27.68	74.70	128.80	0	2:34.09	2:18.97	4:47.27

## CIF SOUTHERN SECTION COUNCIL PROPOSAL FORM\*\*

In accordance with Blue Book Article 3, Bylaw 30.1, the following proposal is submitted for Council consideration.

*“CIF Southern Section Council may entertain proposals submitted to the governing body on the appropriate proposal form from duly appointed advisory committees, leagues or the Executive Committee.” All items coming before the Southern Section Council must contain the financial implications on member schools, leagues and the Southern Section.*

Date: 1/8/2020

**Submitted by:**

Name of representative: Eric Henninger

School of representative: Garden Grove Telephone: 714-663-6115

**Check one of the following:**

☐ League Proposal. Name of League: \_\_\_\_\_

☒ Advisory Committee Proposal. Committee Name: Swimming and Diving

☐ Executive Committee Proposal. Submitted by: \_\_\_\_\_

**Rule Change:**

Rule Number Affected: 3320.4

Implementation Date: 2020-2021

**Abstract:** (Please add any supporting documents.)

This proposal will split boys and girls from one school into separate divisions, where applicable.

Proposed Language:

Boys and Girls Swimming and Diving— Divisions formulated every year by individual team competitive equity. Competitive equity will be calculated by finding the best times for each swimmer in their two events at their league finals and the Southern Section Swimming and Diving Championships and assigning the corresponding point value in the NISCA Power Point tables. Points will be totaled for each team and teams will be rated in a list. The CIF office will determine how many teams will be in each division and assign the proper amount to each division. ~~Boys and Girls will always be placed in the~~

~~division fitting the higher rated program~~ **Boys and Girls will be rated separately and may be placed in different divisions.** Leagues MUST submit exported results in .HY3 or .SD3 format before the completion of the CIF Championship meet.

**Council First Read:** 1/28/2020

**Council Action Date:** 3/31/2020

**Date Proposal will take effect on member schools:** 2020-2021

See reverse side for additional information.

**Financial Impact on Member School and Southern Section (Attach an analysis and supporting documents):**

All Council Proposals must be submitted according to the timelines published in the Blue Book. If they are not received in a timely manner, they will be postponed until the next meeting.

Council Proposals that do not contain the information in the fields provided on both pages will not be considered.

Sport advisory committees are advised to confine their proposals to the sport(s) under their advisement. Any proposals that do not affect Articles 1400 – 3100 must contain a rationale as to why the sport advisory committee is requesting action.

**Procedure for Proposed Bylaw Changes:**

1. Identify the bylaw, by number, to be changed or eliminated.
2. Type the bylaw, using normal font face, for language that will remain unchanged.
3. Use strikethrough to identify language to be eliminated or changed.
4. Identify proposed language using bold type.

For example, if a league wants to address the color of jerseys in basketball, the proposal may read:

The \_\_\_\_\_ League proposes the following changes to the basketball bylaws.  
(your league name)

Bylaw 1623 Color of Jerseys

Proposed language:

“In all basketball games played between member schools of the CIF Southern Section,  
The host team shall wear ~~white~~ **dark** colored jerseys.”

# **Swimming Proposal B**

## **Separate Girls Teams and Boys Teams in Playoff Divisions**

Girls and Boys swim teams will be placed in the division that's appropriate for the individual team, which may differ from each school's opposite gender.

*Example: The Garden Grove girls could end up in Division 3 while the boys are in Division 4.*

The individual team ranking system will separately calculate each school's boys team total and girls team total. Those totals will be sorted individually with lines drawn at the appropriate number of teams with no consideration given to where the opposite gender is.

Based on 2019 data, roughly 1 in 3 schools will have genders in different divisions.

Rationale: It's unfair for one gender from a school to be in a higher division than they should be because of the other gender being better.

## Swimming and Diving - Power Rankings Proposal B - Sample Data

## Girls Divisions

Team	Current Division	League	Girls Points	Girls Division based on 2019 data *Not proposed division
Santa Margarita	1	Trinity	4307	1
Tesoro	1	South Coast	4134	1
Los Alamitos	1	Surf	4018	1
Mater Dei	1	Trinity	3996	1
Lutheran-Orange	1	Trinity	3722	1
Woodbridge	1	Pacific Coast	3587	1
Hart	1	Foothill	3490	1
Valencia-Valencia	1	Foothill	3464	1
Aliso Niguel	1	South Coast	3444	1
Fountain Valley	1	Surf	3412	1
Wilson-Long Beach	2	Moore	3348	1
Northwood	1	Pacific Coast	3316	1
San Clemente	1	South Coast	3295	1
Edison	1	Wave	3275	1
Redondo Union	2	Bay	3223	1
Foothill	1	Crestview	3194	1
Poly-Long Beach	2	Moore	3187	1
La Canada	2	Rio Hondo	3173	1
Walnut	3	Hacienda	3159	1
Laguna Beach	1	Wave	3151	1
Westlake	2	Marmonte	3129	1
Great Oak	2	Southwestern	3101	1
Irvine	1	Pacific Coast	3055	1
San Marcos	2	Channel	2995	1
Beckman, Arnold	1	Pacific Coast	2975	1
Camarillo	2	Coastal Canyon	2894	1
Peninsula	2	Bay	2870	1
Mira Costa	2	Bay	2869	1
Santiago-Corona	2	Big VIII	2856	1
King, Martin Luther	2	Big VIII	2815	1
Brea Olinda	1	Crestview	2798	1
Ayala, Ruben	2	Palomares	2782	1
Dana Hills	1	South Coast	2766	1
Newport Harbor	1	Surf	2761	1
Canyon-Anaheim	1	Crestview	2742	1
University	1	Pacific Coast	2739	1
Glendora	2	Palomares	2723	1
Claremont	2	Palomares	2694	1
Poly-Riverside	2	Ivy	2676	1
Villa Park	2	North Hills	2654	1
Dos Pueblos	2	Channel	2620	1
Los Osos	2	Baseline	2603	1
Bonita	2	Palomares	2592	1
Santa Monica	3	Ocean	2572	1
Sunny Hills	3	Freeway	2567	1
Ventura	3	Pacific View	2520	1
Thousand Oaks	2	Marmonte	2509	1
Millikan	2	Moore	2490	1
Diamond Bar	4	Mt. Baldy	2472	1
Portola	1	Pacific Coast	2459	2
San Marino	2	Rio Hondo	2430	2
Notre Dame-SO	1	Mission	2412	2

## Boys Divisions

Team	Current Division	League	Boys Points	Boys Division based on 2019 data *Not proposed division
Santa Margarita	1	Trinity	4400	1
Northwood	1	Pacific Coast	4392	1
Mater Dei	1	Trinity	4382	1
Aliso Niguel	1	South Coast	4332	1
Valencia-Valencia	1	Foothill	4285	1
Los Alamitos	1	Surf	4257	1
University	1	Pacific Coast	4185	1
Loyola	1	Mission	4167	1
Foothill	1	Crestview	4152	1
Harvard-Westlake	1	Mission	4110	1
Beckman, Arnold	1	Pacific Coast	4037	1
Irvine	1	Pacific Coast	3985	1
La Canada	2	Rio Hondo	3965	1
Tesoro	1	South Coast	3928	1
Newport Harbor	1	Surf	3905	1
Mira Costa	2	Bay	3880	1
San Marcos	2	Channel	3877	1
San Clemente	1	South Coast	3864	1
Diamond Bar	4	Mt. Baldy	3864	1
Edison	1	Wave	3847	1
Peninsula	2	Bay	3800	1
Brea Olinda	1	Crestview	3786	1
Damien	2	Baseline	3775	1
Murrieta Valley	2	Southwestern	3769	1
Agoura	2	Coastal Canyon	3757	1
Hart	1	Foothill	3748	1
Huntington Beach	1	Wave	3731	1
Mark Keppel	3	Almont	3688	1
Wilson-Long Beach	2	Moore	3665	1
West Ranch	1	Foothill	3647	1
Santiago-Corona	2	Big VIII	3621	1
Ventura	3	Pacific View	3584	1
Portola	1	Pacific Coast	3582	1
Quartz Hill	4	Golden	3582	1
Redondo Union	2	Bay	3571	1
Crescenta Valley	3	Pacific	3452	1
Arcadia	3	Pacific	3431	1
Chino Hills	2	Baseline	3416	1
Fountain Valley	1	Surf	3311	1
Poly-Riverside	2	Ivy	3311	1
Gabrielino	3	Almont	3304	1
Ayala, Ruben	2	Palomares	3302	1
Roosevelt, Eleanor	2	Big VIII	3283	1
Villa Park	2	North Hills	3271	1
King, Martin Luther	2	Big VIII	3262	1
Notre Dame-SO	1	Mission	3229	1
Oaks Christian	2	Marmonte	3229	1
Woodbridge	1	Pacific Coast	3208	1
San Marino	2	Rio Hondo	3197	1
Walnut	3	Hacienda	3197	2
Dana Hills	1	South Coast	3176	2
Rio Mesa	3	Pacific View	3155	2



Saugus	1	Foothill	2357	2
Redlands East Valley	2	Citrus Belt	2357	2
Esperanza	1	Crestview	2341	2
Vista Murrieta	2	Southwestern	2324	2
Huntington Beach	1	Wave	2277	2
Gabrielino	3	Almont	2265	2
Mark Keppel	3	Almont	2257	2
Rowland	3	Valle Vista	2211	2
Roosevelt, Eleanor	2	Big VIII	2201	2
Arcadia	3	Pacific	2166	2
Crescenta Valley	3	Pacific	2160	2
Viewpoint	3	Gold Coast	2153	2
St. Lucys	2	Baseline	2113	2
Beaumont	4	Mountain Pass	2093	2
Newbury Park	2	Marmonte	2089	2
Murrieta Valley	2	Southwestern	2087	2
Flintridge Prep	3	Prep	2073	2
Royal	2	Coastal Canyon	2051	2
Corona del Mar	1	Surf	2022	2
El Segundo	3	Ocean	2021	2
Santa Barbara	2	Channel	2001	2
Agoura	2	Coastal Canyon	1999	2
Redlands	2	Citrus Belt	1994	2
Troy	3	Freeway	1936	2
Citrus Valley	2	Citrus Belt	1933	2
JSerra	1	Trinity	1933	2
Temescal Canyon	2	Ivy	1921	2
South Torrance	4	Pioneer	1891	2
Immaculate Heart	3	Sunshine	1888	2
West Torrance	4	Pioneer	1864	2
Etiwanda	2	Baseline	1855	2
Marina	1	Wave	1839	2
Marlborough	3	Sunshine	1831	2
West Ranch	1	Foothill	1818	2
La Serna	3	Del Rio	1807	2
Lakewood	2	Moore	1794	2
Laguna Hills	1	South Coast	1780	2
South Pasadena	2	Rio Hondo	1779	2
Upland	2	Baseline	1754	2
Downey	3	San Gabriel Valley	1751	2
Centennial-Corona	2	Big VIII	1750	2
Hemet	4	Mountain Pass	1746	2
Sonora	3	Freeway	1726	2
Quartz Hill	4	Golden	1714	2
Harvard-Westlake	1	Mission	1713	2
El Dorado	2	North Hills	1708	2
Temple City	2	Rio Hondo	1685	2
Yucaipa	2	Citrus Belt	1674	2
Murrieta Mesa	2	Southwestern	1640	2
Palos Verdes	2	Bay	1629	2
Cypress	3	Empire	1623	2
Temecula Valley	2	Southwestern	1564	2
Aleman	1	Mission	1543	2
Schurr	3	Almont	1481	2
Santa Fe	3	Del Rio	1458	2
Oxnard	3	Pacific View	1441	2
Yorba Linda	2	North Hills	1425	2
Cerritos	3	605	1364	2
Valencia-Placentia	3	Empire	1362	2
Poly-Pasadena	3	Prep	1342	2

Saugus	1	Foothill	3114	2
Beaumont	4	Mountain Pass	3075	2
Redlands	2	Citrus Belt	3065	2
Centennial-Corona	2	Big VIII	3033	2
Camarillo	2	Coastal Canyon	3016	2
Millikan	2	Moore	3015	2
Great Oak	2	Southwestern	2960	2
Temescal Canyon	2	Ivy	2951	2
Elsinore	2	Ivy	2947	2
Troy	3	Freeway	2931	2
Viewpoint	3	Gold Coast	2928	2
Laguna Beach	1	Wave	2918	2
South Pasadena	2	Rio Hondo	2906	2
Dos Pueblos	2	Channel	2888	2
Palos Verdes	2	Bay	2878	2
Wilson-Hacienda Heights	3	Valle Vista	2875	2
Yorba Linda	2	North Hills	2867	2
Los Osos	2	Baseline	2856	2
Corona del Mar	1	Surf	2851	2
Lutheran-Orange	1	Trinity	2843	2
Cerritos	3	605	2828	2
Valencia-Placentia	3	Empire	2821	2
Murrieta Mesa	2	Southwestern	2810	2
Upland	2	Baseline	2807	2
Flintridge Prep	3	Prep	2730	2
Citrus Valley	2	Citrus Belt	2723	2
Costa Mesa	3	Orange Coast	2703	2
Westlake	2	Marmonte	2699	2
El Dorado	2	North Hills	2698	2
St. John Bosco	1	Trinity	2690	2
Bonita	2	Palomares	2665	2
Santa Barbara	2	Channel	2652	2
St. Francis	1	Mission	2630	2
Servite	1	Trinity	2628	2
San Dimas	3	Valle Vista	2580	2
West Torrance	4	Pioneer	2580	2
Thousand Oaks	2	Marmonte	2558	2
Poly-Long Beach	2	Moore	2544	2
Downey	3	San Gabriel Valley	2544	2
Canyon-Anaheim	1	Crestview	2533	2
Rancho Cucamonga	2	Baseline	2532	2
Cypress	3	Empire	2532	2
La Serna	3	Del Rio	2503	2
Burbank	3	Pacific	2500	2
Laguna Hills	1	South Coast	2484	2
Santa Ynez	2	Channel	2477	2
Glendora	2	Palomares	2455	2
Buckley	3	Prep	2412	2
El Segundo	3	Ocean	2408	2
Marina	1	Wave	2332	2
Esperanza	1	Crestview	2281	2
Foothill Technology	4	Tri-Valley	2273	2
Santa Monica	3	Ocean	2251	2
Crespi	1	Mission	2214	2
South Torrance	4	Pioneer	2195	2
Paloma Valley	4	Sunbelt	2156	2
JSerra	1	Trinity	2152	2
Kennedy	3	Empire	2129	2
Vista Murrieta	2	Southwestern	2076	2

<b>Foothill Technology</b>	4	Tri-Valley	1340	2
<b>San Dimas</b>	3	Valle Vista	1333	2
<b>Garden Grove</b>	4	Golden West	1329	2
<b>Norco</b>	2	Big VIII	1323	2
<b>Kennedy</b>	3	Empire	1320	2
<b>Oaks Christian</b>	2	Marmonte	1303	3
<b>El Modena</b>	2	North Hills	1303	3
<b>Chino Hills</b>	2	Baseline	1293	3
<b>Patriot</b>	4	River Valley	1285	3
<b>Rio Mesa</b>	3	Pacific View	1268	3
<b>La Quinta-Westminster</b>	4	Garden Grove	1241	3
<b>Elsinore</b>	2	Ivy	1207	3
<b>Bishop Amat</b>	3	Del Rey	1200	3
<b>Warren</b>	3	San Gabriel Valley	1171	3
<b>Pacifica-Garden Grove</b>	3	Empire	1153	3
<b>Glendale</b>	3	Pacific	1141	3
<b>Costa Mesa</b>	3	Orange Coast	1140	3
<b>Chaparral</b>	2	Southwestern	1132	3
<b>Alta Loma</b>	2	Palomares	1125	3
<b>Fullerton</b>	3	Freeway	1112	3
<b>Santa Ynez</b>	2	Channel	1111	3
<b>Valley View</b>	2	Ivy	1107	3
<b>Mayfield</b>	3	Prep	1096	3
<b>Canyon Springs</b>	4	Inland Valley	1092	3
<b>Torrance</b>	4	Pioneer	1090	3
<b>Hillcrest</b>	4	River Valley	1086	3
<b>La Salle</b>	3	Del Rey	1081	3
<b>Burroughs-Burbank</b>	3	Pacific	1059	3
<b>Paloma Valley</b>	4	Sunbelt	1052	3
<b>La Reina</b>	4	Tri-Valley	1046	3
<b>Rancho Cucamonga</b>	2	Baseline	1030	3
<b>Buena</b>	3	Pacific View	1028	3
<b>Flintridge Sacred Heart</b>	1	Mission	1027	3
<b>Covina</b>	3	Valle Vista	1021	3
<b>Nordhoff</b>	4	Citrus Coast	1019	3
<b>Moorpark</b>	2	Coastal Canyon	988	3
<b>La Habra</b>	3	Freeway	983	3
<b>Crossroads</b>	3	Gold Coast	982	3
<b>Paramount</b>	3	San Gabriel Valley	962	3
<b>Maranatha</b>	4	Olympic	961	3
<b>Whitney</b>	3	605	954	3
<b>Alhambra</b>	3	Almont	948	3
<b>Calvary Chapel-Santa Ana</b>	3	Orange Coast	945	3
<b>Calabasas</b>	2	Marmonte	935	3
<b>Ocean View</b>	4	Golden West	934	3
<b>Villanova Prep</b>	4	Tri-Valley	934	3
<b>Malibu</b>	4	Citrus Coast	930	3
<b>Chadwick</b>	3	Prep	924	3
<b>Rosary</b>	1	Trinity	894	3
<b>Archer School for Girls</b>	4	Coastal	890	3
<b>Cabrillo-Lompoc</b>	2	Channel	884	3
<b>Marymount</b>	3	Sunshine	881	3
<b>Westridge</b>	3	Prep	879	3
<b>Corona</b>	2	Big VIII	872	3
<b>Beverly Hills</b>	3	Ocean	868	3
<b>South Hills</b>	3	Hacienda	866	3
<b>Culver City</b>	3	Ocean	865	3

<b>Claremont</b>	2	Palomares	2073	2
<b>Temecula Valley</b>	2	Southwestern	2061	2
<b>Tustin</b>	3	Empire	2053	2
<b>Rowland</b>	3	Valle Vista	2052	2
<b>La Quinta-Westminster</b>	4	Garden Grove	2042	2
<b>Corona</b>	2	Big VIII	2024	2
<b>Chaparral</b>	2	Southwestern	2007	2
<b>Torrance</b>	4	Pioneer	2000	3
<b>Katella</b>	4	Orange	1985	3
<b>North Torrance</b>	4	Pioneer	1983	3
<b>Baldwin Park</b>	3	Valle Vista	1982	3
<b>Canyon-Canyon Country</b>	1	Foothill	1981	3
<b>Newbury Park</b>	2	Marmonte	1972	3
<b>El Modena</b>	2	North Hills	1934	3
<b>Sonora</b>	3	Freeway	1926	3
<b>Malibu</b>	4	Citrus Coast	1898	3
<b>Schurr</b>	3	Almont	1884	3
<b>Charter Oak</b>	3	Hacienda	1875	3
<b>Alemany</b>	1	Mission	1867	3
<b>Alta Loma</b>	2	Palomares	1848	3
<b>Calvary Chapel-Santa Ana</b>	3	Orange Coast	1820	3
<b>Ramona</b>	4	River Valley	1802	3
<b>San Gabriel</b>	3	Almont	1789	3
<b>Culver City</b>	3	Ocean	1757	3
<b>Buena</b>	3	Pacific View	1747	3
<b>Patriot</b>	4	River Valley	1708	3
<b>Pacifica-Garden Grove</b>	3	Empire	1694	3
<b>Etiwanda</b>	2	Baseline	1673	3
<b>Sunny Hills</b>	3	Freeway	1666	3
<b>Hoover</b>	3	Pacific	1665	3
<b>Redlands East Valley</b>	2	Citrus Belt	1664	3
<b>Oxnard</b>	3	Pacific View	1654	3
<b>Royal</b>	2	Coastal Canyon	1640	3
<b>Garden Grove</b>	4	Golden West	1619	3
<b>Chadwick</b>	3	Prep	1610	3
<b>Warren</b>	3	San Gabriel Valley	1600	3
<b>Bolsa Grande</b>	4	Garden Grove	1586	3
<b>Hillcrest</b>	4	River Valley	1586	3
<b>La Habra</b>	3	Freeway	1567	3
<b>Monrovia</b>	2	Rio Hondo	1564	3
<b>Seegerstrom</b>	4	Golden West	1564	3
<b>Hemet</b>	4	Mountain Pass	1535	3
<b>Cajon</b>	2	Citrus Belt	1515	3
<b>Knight</b>	4	Golden	1495	3
<b>El Rancho</b>	3	Del Rio	1477	3
<b>Yucaipa</b>	2	Citrus Belt	1463	3
<b>Cabrillo-Lompoc</b>	2	Channel	1458	3
<b>Heritage</b>	4	Sunbelt	1411	3
<b>Whittier</b>	3	Del Rio	1352	3
<b>Valley View</b>	2	Ivy	1340	3
<b>Oxford Academy</b>	3	605	1326	3
<b>Whitney</b>	3	605	1316	3
<b>Burroughs-Burbank</b>	3	Pacific	1313	3
<b>Los Amigos</b>	4	Garden Grove	1280	3
<b>Colony</b>	2	Palomares	1278	3
<b>Pasadena</b>	3	Pacific	1276	3
<b>Western</b>	4	Golden West	1245	3
<b>Northview</b>	3	Valle Vista	1243	3

Crean Lutheran	3	Empire	865	3
Louisville	3	Sunshine	840	3
Cate	4	Tri-Valley	822	3
Monrovia	2	Rio Hondo	815	3
Pasadena	3	Pacific	812	3
Rosemead	3	Prep	798	3
Segerstrom	4	Golden West	791	3
El Rancho	3	Del Rio	786	3
Jurupa Valley	4	River Valley	784	3
Montebello	3	Almont	758	3
Canyon-Canyon Country	1	Foothill	740	3
Chaminade	1	Mission	737	3
Katella	4	Orange	730	3
Highland	4	Golden	729	3
Golden Valley	1	Foothill	701	3
Colony	2	Palomares	691	3
Woodcrest Christian	4	Ambassador	687	3
Hoover	3	Pacific	672	3
Charter Oak	3	Hacienda	662	3
Lakeside	4	Sunbelt	644	3
Wilson-Hacienda Heights	3	Valle Vista	636	3
North Torrance	4	Pioneer	636	3
Trinity Classical Academy	4	Heritage	636	3
Grand Terrace	4	Sunkist	634	3
Los Altos	3	Hacienda	613	3
Heritage	4	Sunbelt	606	3
Tustin	3	Empire	605	3
Burbank	3	Pacific	587	3
Pacifica-Oxnard	3	Pacific View	555	3
San Gabriel	3	Almont	553	3
Lompoc	2	Channel	553	3
Brentwood	3	Gold Coast	551	3
Perris	4	Inland Valley	548	3
Whittier	3	Del Rio	546	3
Arlington	4	Inland Valley	540	3
Oxford Academy	3	605	539	3
Estancia	3	Orange Coast	539	3
Notre Dame-Riverside	4	Inland Valley	534	3
Indian Springs	4	Mountain Valley	521	3
Santiago-Garden Grove	4	Garden Grove	515	3
Tahquitz	4	Mountain Pass	504	3
St. Joseph-Lakewood	3	Del Rey	501	3
Buena Park	3	Freeway	483	3
Carpinteria	4	Citrus Coast	475	3
Loma Linda Academy	4	Ambassador	470	3
Santa Paula	4	Citrus Coast	470	3
Cajon	2	Citrus Belt	455	3
Sierra Canyon	3	Gold Coast	448	3
Bolsa Grande	4	Garden Grove	435	3
Grace Brethren	4	Tri-Valley	435	3
West Valley	4	Mountain Pass	429	4
Knight	4	Golden	425	4
Linfield Christian	4	Ambassador	414	4
Fillmore	4	Citrus Coast	412	4
Orange	3	Orange Coast	404	4
Ramona	4	River Valley	403	4
La Sierra	4	River Valley	403	4

Los Altos	3	Hacienda	1241	3
Highland	4	Golden	1241	3
Temple City	2	Rio Hondo	1227	3
California	3	Del Rio	1224	3
Poly-Pasadena	3	Prep	1214	3
Fullerton	3	Freeway	1211	3
Loma Linda Academy	4	Ambassador	1211	3
Rancho Alamitos	4	Garden Grove	1205	3
Cate	4	Tri-Valley	1198	3
West Valley	4	Mountain Pass	1153	3
Aquinas	4	Ambassador	1134	3
Jurupa Valley	4	River Valley	1133	3
Lancaster	4	Golden	1124	3
Estancia	3	Orange Coast	1117	3
Summit	4	Sunkist	1116	3
Crossroads	3	Gold Coast	1110	3
Rosemead	3	Prep	1107	3
Paramount	3	San Gabriel Valley	1082	3
La Salle	3	Del Rey	1070	3
Arlington	4	Inland Valley	1070	3
Ocean View	4	Golden West	1068	3
Maranatha	4	Olympic	1068	3
South Hills	3	Hacienda	1067	3
Villanova Prep	4	Tri-Valley	1064	3
Notre Dame-Riverside	4	Inland Valley	1060	3
Westminster	4	Golden West	990	3
Santa Paula	4	Citrus Coast	990	3
Montclair	4	Mt. Baldy	986	3
Blair	2	Rio Hondo	970	3
Crean Lutheran	3	Empire	968	3
Nordhoff	4	Citrus Coast	946	3
Lompoc	2	Channel	933	3
Tahquitz	4	Mountain Pass	931	3
Lakewood	2	Moore	924	3
Santa Fe	3	Del Rio	924	3
Covina	3	Valle Vista	919	3
Calabasas	2	Marmonte	912	3
Glendale	3	Pacific	909	3
Jordan	2	Moore	865	3
Ontario	4	Mt. Baldy	855	3
Chino	4	Mt. Baldy	851	3
Bishop Amat	3	Del Rey	838	3
Arroyo Valley	4	Sunkist	828	3
Norco	2	Big VIII	802	3
Brentwood	3	Gold Coast	792	3
La Mirada	3	San Gabriel Valley	792	3
Chaminade	1	Mission	786	3
Canyon Springs	4	Inland Valley	785	3
Carpinteria	4	Citrus Coast	775	3
Channel Islands	3	Pacific View	754	3
North, JW	4	Sunbelt	737	3
Cabrillo-Long Beach	2	Moore	734	3
Gahr	3	San Gabriel Valley	718	3
Golden Valley	1	Foothill	692	3
Beverly Hills	3	Ocean	690	3
Alhambra	3	Almont	681	3
Pacifica-Oxnard	3	Pacific View	667	4
Grace Brethren	4	Tri-Valley	596	4
Moreno Valley	4	Mountain Valley	587	4
San Bernardino	4	Mountain Valley	581	4

Littlerock	4	Golden	400	4
Vistamar	4	Coastal	395	4
Gahr	3	San Gabriel Valley	383	4
St. Anthony	3	Del Rey	369	4
Bishop Montgomery	3	Del Rey	366	4
Don Lugo	4	Mt. Baldy	365	4
La Mirada	3	San Gabriel Valley	358	4
North, JW	4	Sunbelt	352	4
Windward	3	Gold Coast	352	4
West Covina	3	Hacienda	350	4
Westminster	4	Golden West	349	4
Mary Star of the Sea	3	Del Rey	341	4
Western	4	Golden West	337	4
Rancho Alamitos	4	Garden Grove	334	4
Northview	3	Valle Vista	325	4
Pomona Catholic	3	Del Rey	312	4
Lancaster	4	Golden	304	4
Chino	4	Mt. Baldy	302	4
St. Bonaventure	4	Tri-Valley	295	4
Hueneme	4	Citrus Coast	294	4
Summit	4	Sunkist	285	4
Buckley	3	Prep	279	4
Loara	4	Garden Grove	275	4
Aquinas	4	Ambassador	274	4
Santa Clarita Christian	4	Heritage	274	4
St. Monica Academy	4	Heritage	271	4
Whittier Christian	4	Olympic	271	4
Palmdale	4	Golden	263	4
Ramona Convent	3	Del Rey	259	4
Ontario	4	Mt. Baldy	242	4
Citrus Hill	4	Mountain Pass	242	4
Eastside	4	Golden	242	4
Channel Islands	3	Pacific View	232	4
Notre Dame Academy	3	Sunshine	223	4
Montclair	4	Mt. Baldy	217	4
Savanna	4	Orange	217	4
Pioneer	3	605	217	4
Arrowhead Christian	4	Ambassador	212	4
Laguna Blanca	4	Tri Valley	206	4
Baldwin Park	3	Valle Vista	200	4
Western Christian	4	Ambassador	200	4
Bell Gardens	3	Almont	190	4
San Geronio	4	Sunkist	189	4
Eisenhower	4	Sunkist	172	4
Cabrillo-Long Beach	2	Moore	165	4
Norte Vista	4	River Valley	163	4
Moreno Valley	4	Mountain Valley	155	4
Fontana	4	Sunkist	153	4
Santa Ana Valley	4	Orange	146	4
California	3	Del Rio	144	4
Magnolia	4	Orange	144	4
Valley Christian-Cerritos	4	Olympic	137	4
Campbell Hall	3	Gold Coast	133	4
Chaffey	4	Mt. Baldy	128	4
Artesia	3	605	118	4
Saddleback	3	Orange Coast	103	4
San Bernardino	4	Mountain Valley	82	4

La Sierra	4	River Valley	569	4
Campbell Hall	3	Gold Coast	566	4
Grand Terrace	4	Sunkist	538	4
Perris	4	Inland Valley	535	4
Don Lugo	4	Mt. Baldy	524	4
West Covina	3	Hacienda	512	4
Western Christian	4	Ambassador	511	4
Chaffey	4	Mt. Baldy	502	4
Mary Star of the Sea	3	Del Rey	492	4
Sierra Canyon	3	Gold Coast	484	4
Indian Springs	4	Mountain Valley	482	4
Santa Ana	3	Orange Coast	476	4
Citrus Hill	4	Mountain Pass	451	4
Bloomington	4	Sunkist	437	4
Godinez	4	Golden West	436	4
Fillmore	4	Citrus Coast	427	4
Savanna	4	Orange	420	4
Fontana	4	Sunkist	415	4
Palmdale	4	Golden	407	4
Paraclete	3	Gold Coast	405	4
Pacific	4	Mountain Valley	400	4
Pioneer	3	605	389	4
Norte Vista	4	River Valley	380	4
Magnolia	4	Orange	372	4
New Roads	4	Coastal	354	4
Cathedral	3	Del Rey	353	4
Artesia	3	605	351	4
Buena Park	3	Freeway	344	4
St. Bonaventure	4	Tri-Valley	340	4
Orange	3	Orange Coast	330	4
Saddleback	3	Orange Coast	319	4
Wildwood	4	Coastal	318	4
Montebello	3	Almont	310	4
River Springs Charter School Magnolia	4	Ambassador	280	4
Colton	4	Sunkist	273	4
San Geronio	4	Sunkist	270	4
Woodcrest Christian	4	Ambassador	259	4
Windward	3	Gold Coast	257	4
Orange Vista	4	Inland Valley	255	4
Bishop Montgomery	3	Del Rey	253	4
St. Pius X- St. Matthias Academy	3	Del Rey	244	4
Eastside	4	Golden	216	4
Moorpark	2	Coastal Canyon	204	4
Bell Gardens	3	Almont	203	4
Trinity Classical Academy	4	Heritage	195	4
St. Anthony	3	Del Rey	189	4
Rubidoux	4	Mountain Valley	177	4
Littlerock	4	Golden	174	4
Santiago-Garden Grove	4	Garden Grove	168	4
Arrowhead Christian	4	Ambassador	162	4
Cantwell-Sacred Heart of Mary	3	Del Rey	144	4
Whittier Christian	4	Olympic	134	4
Lakeside	4	Sunbelt	129	4
Palmdale Aerospace	4	Heritage	126	4
Loara	4	Garden Grove	123	4

Santa Ana	3	Orange Coast	71	4
Arroyo Valley	4	Sunkist	56	4
Blair	2	Rio Hondo	55	4
Pacific	4	Mountain Valley	55	4
Rubidoux	4	Mountain Valley	51	4
Godinez	4	Golden West	50	4
St. Bernard	3	Del Rey	49	4
Colton	4	Sunkist	47	4
Paraclete	3	Gold Coast	45	4
Jordan	2	Moore	33	4
Orange Vista	4	Inland Valley	23	4
Antelope Valley	4	Golden	22	4
Bloomington	4	Sunkist	20	4
Wildwood	4	Coastal	18	4
Palmdale Aerospace	4	Heritage	18	4
Los Amigos	4	Garden Grove	14	4
Loyola	1	Mission	0	4
Damien	2	Baseline	0	4
St. John Bosco	1	Trinity	0	4
St. Francis	1	Mission	0	4
Servite	1	Trinity	0	4
Crespi	1	Mission	0	4
New Roads	4	Coastal	0	4
Cathedral	3	Del Rey	0	4
River Springs Charter School Magnolia	4	Ambassador	0	4
St. Pius X- St. Matthias Academy	3	Del Rey	0	4
Cantwell-Sacred Heart of Mary	3	Del Rey	0	4
Muir	3	Pacific	0	4
Heritage Christian	4	Olympic	0	4
Vasquez	4	Heritage	0	4
Santa Clara	4	Tri-Valley	0	4

Valley Christian-Cerritos	4	Olympic	121	4
Hueneme	4	Citrus Coast	103	4
Eisenhower	4	Sunkist	98	4
Muir	3	Pacific	93	4
Heritage Christian	4	Olympic	82	4
Santa Ana Valley	4	Orange	55	4
Vasquez	4	Heritage	28	4
St. Lucys	2	Baseline	0	4
Immaculate Heart	3	Sunshine	0	4
Marlborough	3	Sunshine	0	4
Mayfield	3	Prep	0	4
La Reina	4	Tri-Valley	0	4
Flintridge Sacred Heart	1	Mission	0	4
Rosary	1	Trinity	0	4
Archer School for Girls	4	Coastal	0	4
Marymount	3	Sunshine	0	4
Westridge	3	Prep	0	4
Louisville	3	Sunshine	0	4
St. Joseph-Lakewood	3	Del Rey	0	4
Linfield Christian	4	Ambassador	0	4
Vistamar	4	Coastal	0	4
Pomona Catholic	3	Del Rey	0	4
Santa Clarita Christian	4	Heritage	0	4
St. Monica Academy	4	Heritage	0	4
Ramona Convent	3	Del Rey	0	4
Notre Dame Academy	3	Sunshine	0	4
Laguna Bianca	4	Tri Valley	0	4
St. Bernard	3	Del Rey	0	4
Antelope Valley	4	Golden	0	4
Santa Clara	4	Tri-Valley	0	4

### Different Boys and Girls Divisions

Team	Current Division	League	Boys Points	Girls Points	Boys Division	Girls Division
Agoura	2	Coastal Canyon	3757	1999	1	2
Aleman	1	Mission	1867	1543	3	2
Aquinas	4	Ambassador	1134	274	3	4
Arcadia	3	Pacific	3431	2166	1	2
Arroyo Valley	4	Sunkist	828	56	3	4
Baldwin Park	3	Valle Vista	1982	200	3	4
Blair	2	Rio Hondo	970	55	3	4
Bonita	2	Palomares	2665	2592	2	1
Buckley	3	Prep	2412	279	2	4
Buena Park	3	Freeway	344	483	4	3
Burbank	3	Pacific	2500	587	2	3
Cabrillo-Long Beach	2	Moore	734	165	3	4
California	3	Del Rio	1224	144	3	4
Camarillo	2	Coastal Canyon	3016	2894	2	1
Canyon-Anaheim	1	Crestview	2533	2742	2	1
Channel Islands	3	Pacific View	754	232	3	4
Chaparral	2	Southwestern	2007	1132	2	3
Chino	4	Mt. Baldy	851	302	3	4
Chino Hills	2	Baseline	3416	1293	1	3
Claremont	2	Palomares	2073	2694	2	1
Corona	2	Big VIII	2024	872	2	3
Costa Mesa	3	Orange Coast	2703	1140	2	3
Crescenta Valley	3	Pacific	3452	2160	1	2
Dana Hills	1	South Coast	3176	2766	2	1
Dos Pueblos	2	Channel	2888	2620	2	1
Elsinore	2	Ivy	2947	1207	2	3
Etiwanda	2	Baseline	1673	1855	3	2
Gabrielino	3	Almont	3304	2265	1	2
Gahr	3	San Gabriel Valley	718	383	3	4
Garden Grove	4	Golden West	1619	1329	3	2
Glendora	2	Palomares	2455	2723	2	1
Grace Brethren	4	Tri-Valley	596	435	4	3
Grand Terrace	4	Sunkist	538	634	4	3
Great Oak	2	Southwestern	2960	3101	2	1



<b>Harvard-Westlake</b>	1	Mission	4110	1713	1	2
<b>Hemet</b>	4	Mountain Pass	1535	1746	3	2
<b>Huntington Beach</b>	1	Wave	3966	2277	1	2
<b>Indian Springs</b>	4	Mountain Valley	482	521	4	3
<b>Jordan</b>	2	Moore	865	33	3	4
<b>Knight</b>	4	Golden	1495	425	3	4
<b>La Mirada</b>	3	San Gabriel Valley	792	358	3	4
<b>La Quinta-Westminster</b>	4	Garden Grove	2042	1241	2	3
<b>Laguna Beach</b>	1	Wave	2918	3151	2	1
<b>Lakeside</b>	4	Sunbelt	129	644	4	3
<b>Lakewood</b>	2	Moore	924	1794	3	2
<b>Lancaster</b>	4	Golden	1124	304	3	4
<b>Los Amigos</b>	4	Garden Grove	1280	14	3	4
<b>Los Osos</b>	2	Baseline	2856	2603	2	1
<b>Lutheran-Orange</b>	1	Trinity	2843	3722	2	1
<b>Mark Keppel</b>	3	Almont	3688	2257	1	2
<b>Millikan</b>	2	Moore	3015	2490	2	1
<b>Montclair</b>	4	Mt. Baldy	986	217	3	4
<b>Montebello</b>	3	Almont	310	758	4	3
<b>Moorpark</b>	2	Coastal Canyon	204	988	4	3
<b>Murrieta Valley</b>	2	Southwestern	3769	2087	1	2
<b>Newbury Park</b>	2	Marmonte	1972	2089	3	2
<b>Norco</b>	2	Big VIII	802	1323	3	2
<b>North, JW</b>	4	Sunbelt	737	352	3	4
<b>Northview</b>	3	Valle Vista	1243	325	3	4
<b>Notre Dame-SO</b>	1	Mission	3229	2412	1	2
<b>Oaks Christian</b>	2	Marmonte	3229	1303	1	3
<b>Ontario</b>	4	Mt. Baldy	855	242	3	4
<b>Oxnard</b>	3	Pacific View	1654	1441	3	2
<b>Pacifica-Oxnard</b>	3	Pacific View	667	555	4	3
<b>Paloma Valley</b>	4	Sunbelt	2156	1052	2	3
<b>Perris</b>	4	Inland Valley	535	548	4	3
<b>Poly-Long Beach</b>	2	Moore	2544	3187	2	1
<b>Poly-Pasadena</b>	3	Prep	1214	1342	3	2
<b>Portola</b>	1	Pacific Coast	3582	2459	1	2
<b>Quartz Hill</b>	4	Golden	3582	1714	1	2
<b>Ramona</b>	4	River Valley	1802	403	3	4

<b>Rancho Alamitos</b>	4	Garden Grove	1205	334	3	4
<b>Rancho Cucamonga</b>	2	Baseline	2532	1030	2	3
<b>Redlands East Valley</b>	2	Citrus Belt	1664	2357	3	2
<b>Rio Mesa</b>	3	Pacific View	3155	1268	2	3
<b>Roosevelt, Eleanor</b>	2	Big VIII	3283	2201	1	2
<b>Royal</b>	2	Coastal Canyon	1640	2051	3	2
<b>San Marino</b>	2	Rio Hondo	3197	2430	1	2
<b>Santa Fe</b>	3	Del Rio	924	1458	3	2
<b>Santa Monica</b>	3	Ocean	2251	2572	2	1
<b>Santa Ynez</b>	2	Channel	2477	1111	2	3
<b>Santiago-Garden Grove</b>	4	Garden Grove	168	515	4	3
<b>Schurr</b>	3	Almont	1884	1481	3	2
<b>Sierra Canyon</b>	3	Gold Coast	484	448	4	3
<b>Sonora</b>	3	Freeway	1926	1726	3	2
<b>Summit</b>	4	Sunkist	1116	285	3	4
<b>Sunny Hills</b>	3	Freeway	1666	2567	3	1
<b>Temple City</b>	2	Rio Hondo	1227	1685	3	2
<b>Thousand Oaks</b>	2	Marmonte	2558	2509	2	1
<b>Trinity Classical Academy</b>	4	Heritage	195	636	4	3
<b>Tustin</b>	3	Empire	2053	605	2	3
<b>Walnut</b>	3	Hacienda	3197	3159	2	1
<b>West Ranch</b>	1	Foothill	3647	1818	1	2
<b>West Valley</b>	4	Mountain Pass	1153	429	3	4
<b>Western</b>	4	Golden West	1245	337	3	4
<b>Westlake</b>	2	Marmonte	2699	3129	2	1
<b>Westminster</b>	4	Golden West	990	349	3	4
<b>Wilson-Hacienda Heights</b>	3	Valle Vista	2875	636	2	3
<b>Woodcrest Christian</b>	4	Ambassador	259	687	4	3
<b>Yucaipa</b>	2	Citrus Belt	1463	1674	3	2

101 (out of 325) teams would have different divisions for their boys and girls.

## CIF SOUTHERN SECTION COUNCIL PROPOSAL FORM\*\*

In accordance with Blue Book Article 3, Bylaw 30.1, the following proposal is submitted for Council consideration.

“CIF Southern Section Council may entertain proposals submitted to the governing body on the appropriate proposal form from duly appointed advisory committees, leagues or the Executive Committee.” *All items coming before the Southern Section Council must contain the financial implications on member schools, leagues and the Southern Section.*

Date: 2/20/2020

**Submitted by:**

Name of representative: Jonathan Kenyon

School of representative: Valley View Telephone: 949-636-9690

**Check one of the following:**

☒ League Proposal. Name of League: Raincross Conference

☐ Advisory Committee Proposal. Committee Name: \_\_\_\_\_

☐ Executive Committee Proposal. Submitted by: \_\_\_\_\_

**Rule Change:**

Rule Number Affected: 2513, 2516

Implementation Date: 11/1/2020

**Abstract:** (Please add any supporting documents.)

\_\_\_\_\_

**Council First Read:** 3/31/2020

**Council Action Date:** 9/29/2020

**Date Proposal will take effect on member schools:** 11/1/2020

See reverse side for additional information.

**Financial Impact on Member School and Southern Section (Attach an analysis and supporting documents):**

All Council Proposals must be submitted according to the timelines published in the Blue Book. If they are not received in a timely manner, they will be postponed until the next meeting.

Council Proposals that do not contain the information in the fields provided on both pages will not be considered.

Sport advisory committees are advised to confine their proposals to the sport(s) under their advisement. Any proposals that do not affect Articles 1400 – 3100 must contain a rationale as to why the sport advisory committee is requesting action.

**Procedure for Proposed Bylaw Changes:**

1. Identify the bylaw, by number, to be changed or eliminated.
2. Type the bylaw, using normal font face, for language that will remain unchanged.
3. Use strikethrough to identify language to be eliminated or changed.
4. Identify proposed language using bold type.

For example, if a league wants to address the color of jerseys in basketball, the proposal may read:

The \_\_\_\_\_ League proposes the following changes to the basketball bylaws.  
(your league name)

Bylaw 1623 Color of Jerseys

Proposed language:

“In all basketball games played between member schools of the CIF Southern Section,  
The host team shall wear ~~white~~ **dark** colored jerseys.”

**The Raincross Conference proposes the following rule changes for soccer.**

### **2513. SPECIAL RULES FOR SOCCER**

**2513.2(A)** A player who receives a **straight red card** ~~or two yellow cards~~ in any game (non-league, tournament, league or playoff) **may not play for the duration of the game and** may not play in the team's next game played or be in attendance. (See Rule 2516)

**2513.2(B)** A player who receives **two yellow cards** in any game (non-league, tournament, league or playoff) **may not play for the duration of the game. The player will be eligible for the team's next game.** (See Rule 2516)

### **2516. PLAYER CONDUCT**

Any player who is ejected **with a straight red card** for any reason shall be disqualified from participating in the remainder of the game and will be ineligible for the team's next contest and may not attend. A second ejection will constitute a two-contest suspension and a third ejection will cause suspension for the remainder of the season. A player who was ejected from the previous contest, who knowingly, or unknowingly, participates in or is in attendance at the next contest, will result in the forfeiture of that contest.

Any player whose conduct merits ejection from a game by an official for fighting or assaultive behavior shall be disqualified from participating in the remainder of the game and will be ineligible for the team's next contest. After the suspension from play, the student may only return after certification by the school principal that the student(s) has completed a conference with a school administrator. The appropriate form (post-ejection return to competition form) indicating the completion of the conference must be uploaded to the CIFSSHome misconduct manager for that specific misconduct. The School must also indicate the date(s) of the contest in which the player will not be in attendance in the "School Action" portion of the misconduct.

A second ejection from a game or contest for fighting or assaultive behavior will cause suspension for the remainder of the season.

A player who was ejected from the previous contest, who knowingly, or unknowingly, participates in or is in attendance at the next contest, will result in the forfeiture of every contest until the suspension is completely served.

Any player who leaves the confines of the bench or team area during a fight that has broken out or may break out will be ineligible for the team's next contest. After the suspension from play, the student may return only after certification by the school principal that the student(s) has completed a conference with a school administrator. The appropriate form indicating the completion of the conference must be filed with the Section office prior to rejoining the team. The School must also indicate the date(s) of the contest in which the player will not be in attendance in the "School Action" portion of the misconduct. In the case of any suspension from play, the next contest may not be a forfeited, postponed or canceled game.